



SL30W 轮式装载机 零部件图册

SHANTUI

山推工程机械股份有限公司

SHANTUI CONSTRUCTION MACHINERY CO., LTD.

前 言

SL30W型装载机零部件图册,是为了便于用户在使用、维修和保养等工作中的方便而编绘的,以便在使用过程中查阅及参考,也可帮助用户了解本机的结构和装配关系。发动机已有随机零部件图册,本书故未编出。

图册按各总成及结构布局绘制出了各零部件的图形及相互关系。凡不可拆卸的部件(焊接件、铆合件),一般只标出部件代号,不另列其组成零件。明细表采用中英文对照编译了名称、代号及数量。

随着技术更新和生产的不断发展,产品将不断改进提高,用户在订购零部件时,请指出整机的出厂日期和编号。

FOREWORD

This part list of Model SL30W wheel loader is intended as a consultation reference for the customer to use the machine, and to help them repair and maintain the loaders. It can also help the users to be familiar with the construction and assembly relations of the machine. The engine has its own part list with it, so this book does not contain this part list.

The part list contains the drawings of different assemblies, showing the shape of the components as well as the assembling relation. The components which can not be taken a part (is the weldment or riveted assemblies) are indicated only by their component numbers without the consisting part number.

Structures and specifications of the machine are subject to change for improvement, when ordering spare parts, users are kindly requested to inform us the manufacturing date and batch number of the wheel loader.

目 录

图1 发动机装置(配锡柴CA6DF1-12GG2增压发动机)	2
FIG.1 Engine Device(Match XICHAI Pressurize Engine)	2
图2 发动机装置 (配道依茨WP6G125E22发动机)	6
FIG.2 Engine Device (Match DEUTZ WP6G125E22 Engine)	6
图3 发动机装置(配康明斯6BT5.9-C130- II 发动机)	10
FIG.3 Engine Device (Match CUMMINS 6BT5.9-C130- II Engine)	10
图4 柴油箱总成	14
FIG.4 Fuel Tank Assembly	14
图5 暖风系统 (配锡柴CA6DF1-12GG2增压发动机)	16
FIG.5 Warm Braw System(Match XICHAI Pressurize Engine).....	16
图6 暖风系统(配道依茨WP6G125E22发动机).....	18
FIG.6 Warm Braw System (Match DEUTZ Engine).....	18
图7 暖风系统 (配康明斯6BT5.9-C130- II 发动机)	20
FIG.7 Warm Braw System (Match CUMMINS Engine)	20
图8 变矩器装置(配锡柴CA6DF1-12GG2增压发动机)	22
FIG.8 Torque Corverter Equipment (Match XICHAI Pressurize Engine)	22
图9 变矩器装置(配道依茨WP6G125E22发动机)	24
FIG.9 Torque Corverter Equipment (Match DEUTZ Engine).....	24
图10 变矩器装置(配康明斯6BT5.9-C130- II 发动机)	26
FIG.10 Torque Corverter Equipment (Match CUMMINS Engine).....	26
图11 液力变矩器(370801).....	28
FIG.11 Torque Converter	28
图12 变速操纵系统	34
FIG.12 Transmission Control System.....	34
图13 高低速操纵系统.....	36
FIG.13 H/L Speed Control System	36
图14 高低速操纵系统(先导)	38
FIG.14 H/L Speed Control System(Pilot).....	38

图15 变速箱(370801).....	40
FIG.15 Transmisson	40
图16 输入轴总成(370801).....	44
FIG.16 Input Shaft Assembly.....	44
图17 中间轴总成(370801).....	46
FIG.17 Intermediate Shaft Assembly.....	46
图18 输出轴总成(370801).....	48
FIG.18 Output Shaft Assembly	48
图19 倒档轴总成(370801).....	50
FIG.19 Astern Shaft Assembly	50
图20 操纵阀总成(370801).....	52
FIG.20 Control Valve Assembly	52
图21 驻车制动器总成(370801)	54
FIG.21 Parking Brake Assembly	54
图22 BS428变速箱	56
FIG.22 Transmission	56
图23 BS428输入轴总成	60
FIG.23 Input Shaft Assembly.....	60
图24 BS428中间轴总成	62
FIG.24 Intermediate Shaft Assembly.....	62
图25 BS428输出轴总成	64
FIG.25 Output Shaft Assembly.....	64
图26 BS428倒档轴总成	66
FIG.26 Astern Shaft Assembly	66
图27 BS428变速箱操纵阀总成	68
FIG.27 Control Valve Assembly	68
图28 BS428高低换挡拨叉机构	70
FIG.28 High-low Speed Shift Fork Assembly	70
图29 BS428驻车制动器总成	72
FIG.29 Parking Brake Assembly	72
图30 传动轴、驱动桥.....	74
FIG.30 Driving Shaft and Driving Axle.....	74

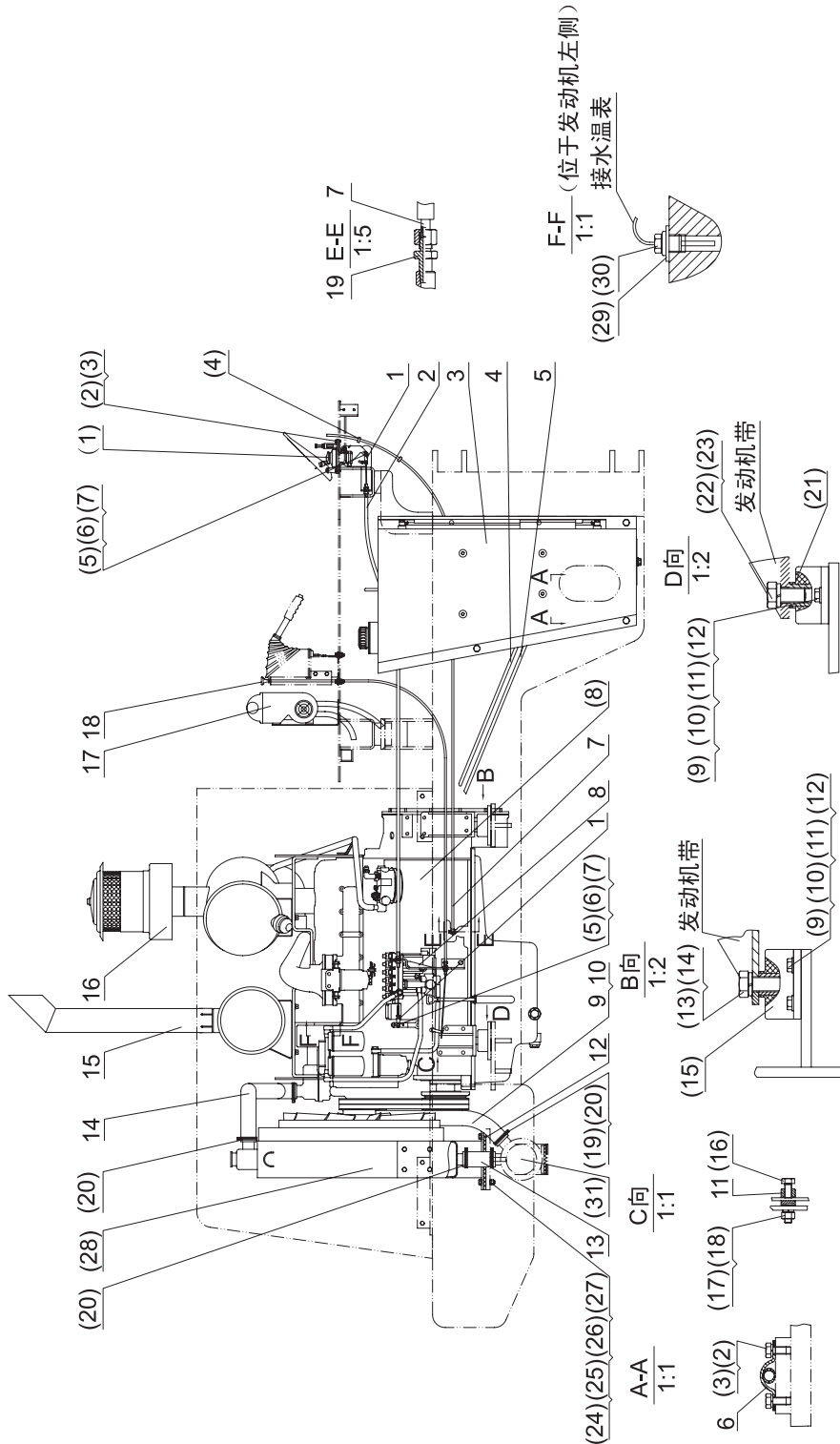
图31 轮胎轮辋总成	76
FIG.31 Tyre and Rim Assembly	76
图32 主减速器总成 (徐州精大).....	78
FIG.32 Carrier Assembly (Xuzhou Jingda).....	78
图33 轮边总成 (徐州精大).....	82
FIG.33 Wheel-end Assembly (Xuzhou Jingda).....	82
图34 桥壳总成(徐州精大).....	86
FIG.34 Housing Assembly (Xuzhou Jingda).....	86
图35 制动器总成(徐州精大)	88
FIG.35 Brake Assembly (Xuzhou Jingda)	88
图36 驱动桥总成(山东云宇)	90
FIG.36 Drive Axle Assembly(Shandong Yunyu).....	90
图37 轮边总成(山东云宇).....	92
FIG.37 Wheel-end Assembly(Shandong Yunyu).....	92
图38 主减速器总成(山东云宇).....	94
FIG.38 Carrier Assembly (Shandong Yunyu)	94
图39 制动器总成(山东云宇)	98
FIG.39 Brake Assembly(Shandong Yunyu).....	98
图40中间轴承座	100
FIG.40 Intermediate Bearing Case	100
图41 转向液压系统	102
FIG.41 Steering Hydraulic System	102
图42 翻斗缸管路	104
FIG.42 Tipping Cylinder Piping.....	104
图43 举升缸管路	106
FIG.43 Lifting Cylinder Piping	106
图44 举升缸管路(先导)	108
FIG.44 Lifting Cylinder Piping(Pilot).....	108
图45 多路阀/工作泵管路	110
FIG.45 Multiple Unit Valve/Work Pump Piping	110
图46 多路阀/工作泵管路(先导).....	112
FIG.46 Multiple Unit Valve/Work Pump Piping(Pilot).....	112

图47 先导阀管路.....	114
FIG.47 Pilot Valve Piping.....	114
图48 工作液压操纵系统.....	116
FIG.48 Work Hydraulic Control System.....	116
图49 液压油箱总成	118
FIG.49 Hydraulic Tank Assembly	118
图50 转向油缸(120101)	120
FIG.50 Steering Cylinder	120
图51 转向油缸(370707)	122
FIG.51 Steering Cylinder	122
图52 转向油缸(370901)	124
FIG.52 Steering Cylinder	124
图53 翻斗油缸(120101)	126
FIG.53 Tipping Cylinder.....	126
图54 翻斗油缸(370707)	128
FIG.54 Tipping Cylinder.....	128
图55 翻斗油缸(370901)	130
FIG.55 Tipping Cylinder.....	130
图56 举升油缸(120101)	132
FIG.56 Lifting Cylinder.....	132
图57 举升油缸(370707)	134
FIG.57 Lifting Cylinder.....	134
图58 举升油缸(370901)	136
FIG.58 Lifting Cylinder.....	136
图59 举升油缸(配岩石斗)(120101)	138
FIG.59 Lifting Cylinder(For Rock Bucket).....	138
图60 KF25多路阀.....	140
FIG.60 Multiple Unit Valve	140
图61 HDF25多路阀.....	144
FIG.61 Multiple Unit Valve.....	144
图62 D32液控多路阀	146
FIG.62 Hydraulic Control Multiple Valve.....	146

图63 YDF32液控多路阀.....	148
FIG.63 Hydraulic Control Multiple Unit Valve	148
图64 行车制动系统	150
FIG.64 Travelling Crane Brake System.....	150
图65 驻车制动系统	154
FIG.65 Parking Brake System	154
图66 前车架总成.....	156
FIG.66 Front Frame Assembly	156
图67 后车架总成.....	158
FIG.67 Rear Frame Assembly.....	158
图68 工作装置总成	160
FIG.68 Work Device Assembly.....	160
图69 铲斗总成.....	164
FIG.69 Bucket Assembly.....	164
图70 行车液压系统	166
FIG.70 Transmission Hydraulic System	166
图71 滤油器总成.....	170
FIG.71 Oil Filter Assembly.....	170
图72 车体布置	172
FIG.72 Bodywork Collocation	172
图73 地板总成	174
FIG.73 Floor Assembly.....	174
图74 发动机罩	176
FIG.74 Engine Hood	176
图75 发动机罩(配康明斯发动机).....	178
FIG.75 Engine Hood(Match CUMMINS Engine)	178
图76 驾驶室总成.....	180
FIG.76 Cab Assembly	180
图77 SDC驾驶室总成	182
FIG.77 Cab Assembly	182
图78 SDC内饰件总成	184
FIG.78 Decoration Assembly.....	184

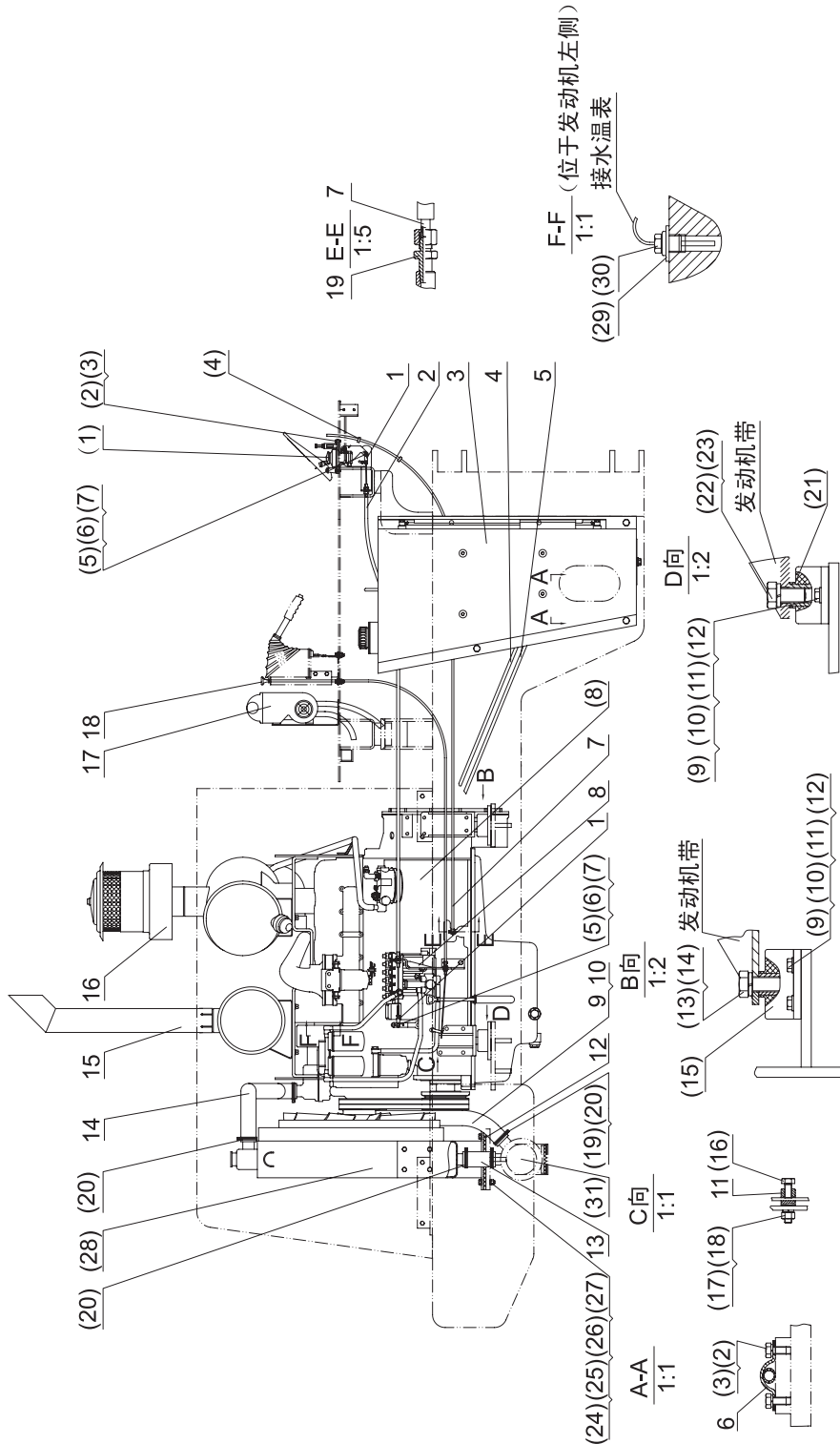
图79 前车架线路.....	186
FIG.79 Front Frame Wiring.....	186
图80 前车架线路(配组合仪表).....	188
FIG.80 Front Frame Wiring(Match Combined Instrument).....	188
图81 后车架线路.....	190
FIG.81 Rear Frame Wiring.....	190
图82 后车架线路(配组合仪表).....	194
FIG.82 Rear Frame Wiring(Match Combined Instrument).....	194
图83 电瓶线路.....	196
FIG.83 Battery Wiring.....	196
图84 驾驶室电气系统.....	198
FIG.84 Cab Electrical System.....	198
图85 仪表台(徐州思达).....	200
FIG.85 Instrument Desk(XuZhou SIDA).....	200
图86 仪表台(江苏华骋).....	202
FIG.86 Instrument Desk(JiangSu HUACHENG).....	202
图87 空调系统(配锡柴CA6DF1-12GG2增压发动机).....	204
FIG.87 Air Conditioner System (Match XICHAO Pressurize Engine).....	204
图88 空调系统(配道依茨WP6G125E22发动机).....	208
FIG.88 Air Conditioner System(Match DEUTZ Engine).....	208
图89 空调系统(配康明斯6BT5.9-C130-II 发动机).....	212
FIG.89 Air Conditioner System(Match CUMMINS Engine).....	212

图1 发动机装置(配锡柴CA6DF1-12GG2增压发动机)
 FIG.1 Engine Device(Match XICHAI Pressurize Engine)



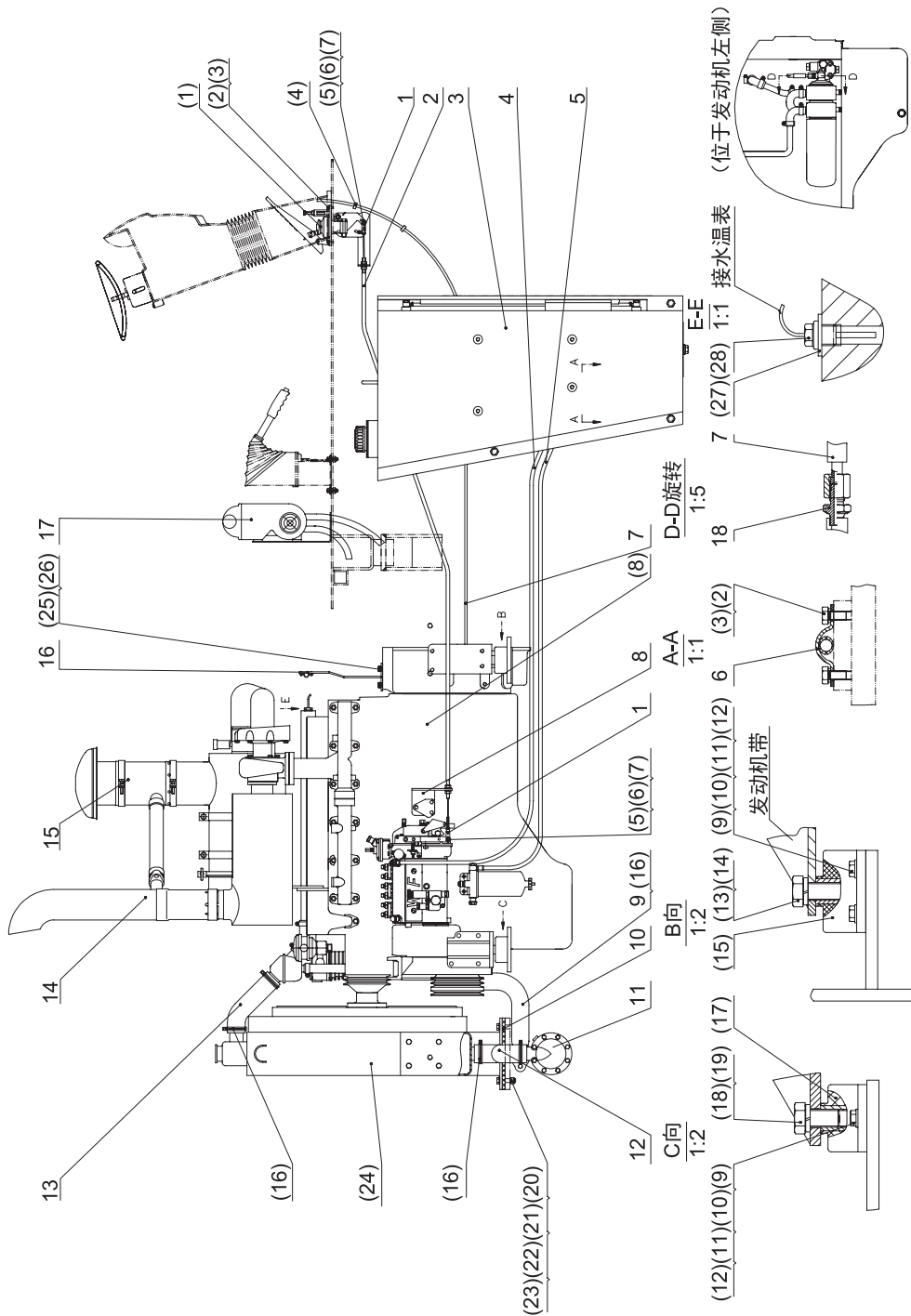
序号 NO.	部件号 PART NO.	零件名称 PART NAME		数量 QTY
1	DG930A-01001	连接叉	Clevis	2
2	DG930A-01002	油门软轴	Soft Alxe Assembiy	1
3	ZL30G II -01200	燃油箱	Fuel Tank	1
4	DG938-01004	燃油回油管	Return Fuel Tube	1
5	DG938-01005	燃油吸油管	Suction Fuel Tube	1
6	DG930A-01029	管卡	Clamp For Tube	1
7	DG930A-01007	机油压力表管	Pressure Gage Tube	1
8	DG938-01008	油门及熄火线支架	Accelerator And Flameout Wire Bracket	1
9	DG930A-01009A	水管	Water Pipe	1
10	DG930A-01032	水管	Water Pipe	1
11	DG930A-01010	连接轴	Coupling Shaft	1
12	ZL30E-01019	水箱垫	Water Tank Pad	2
13	ZL30E-01018B	水管	Water Pipe	1
14	DG930A-01014	水管	Water Pipe	1
15	DG938-01015	排气管总成	Vent-Pipe Assembly	1
16	DG938-01016	空气滤清器总成	Air Cleaner Assembly	1
17	DG938-A01300	暖风系统	Warm Braw System	1
18	DG938-01018	熄火线	Flameout Wire	1
19	DG938-01019	接头体	Joint	1

图1 发动机装置(配锡柴CA6DF1-12GG2增压发动机)
FIG.1 Engine Device(Match XICHAI Pressurize Engine)



序号 NO.	部件号 PART NO.	零件名称 PART NAME	数量 QTY
(1)	XZ(QZ)1129001	油门操纵阀 Throttling Control Valve	1
(2)	GB5781 M6×16	螺栓 Bolt	5
(3)	GB93 6	垫圈 Washer	5
(4)	D2900-20000	可松开式扎带 Clip	2
(5)	GB882 6×20	销轴 Pin	2
(6)	GB95 6	垫圈 Washer	2
(7)	GB91 2×20	开口销 Forelock	2
(8)	CA6DF1-12GG2	柴油机 Diesel Engine	1
(9)	GB6170 M14	螺母 Nnut	12
(10)	GB93 14	垫圈 Washer	12
(11)	GB95 14	垫圈 Washer	12
(12)	GB5781 M14×50	螺栓 Bolt	12
(13)	GB5783 M24×55	螺栓 Bolt	2
(14)	GB93 24	垫圈 Washer	2
(15)	EA300	减震器 Shock Absorber	2
(16)	GB5781 M5×10	螺栓 Bolt	1
(17)	GB6170 M5	螺母 Nut	1
(18)	GB93 5	垫圈 Washer	1
(19)	JB3618.1 65~70	双钢丝卡箍 Clamp	2
(20)	JB3618.1 57~62	双钢丝卡箍 Clamp	6
(21)	EA220	减震器 Shock Absorber	2
(22)	GB5783 M22×55	螺栓 Bolt	2
(23)	GB93 22	垫圈 Washer	2
(24)	GB5781 M12×55	螺栓 Bolt	4
(25)	GB95 12	垫圈 Washer	4
(26)	GB93 12	垫圈 Washer	4
(27)	GB6170 M12	螺母 Nut	4
(28)	DG35FA	水箱(带导风罩) Water Tank(With Guiding Wind Cover)	1
(29)	JB982 14	组合垫圈 Combined Washer	1
(30)	D2310-00000	水温传感器Z3/8 Water Temperature Sensor	1
(31)	ZL30	油冷器 Oil-cooled Device	1

图2 发动机装置 (配道依茨WP6G125E22发动机)
FIG.2 Engine Device (Match DEUTZ WP6G125E22 Engine)



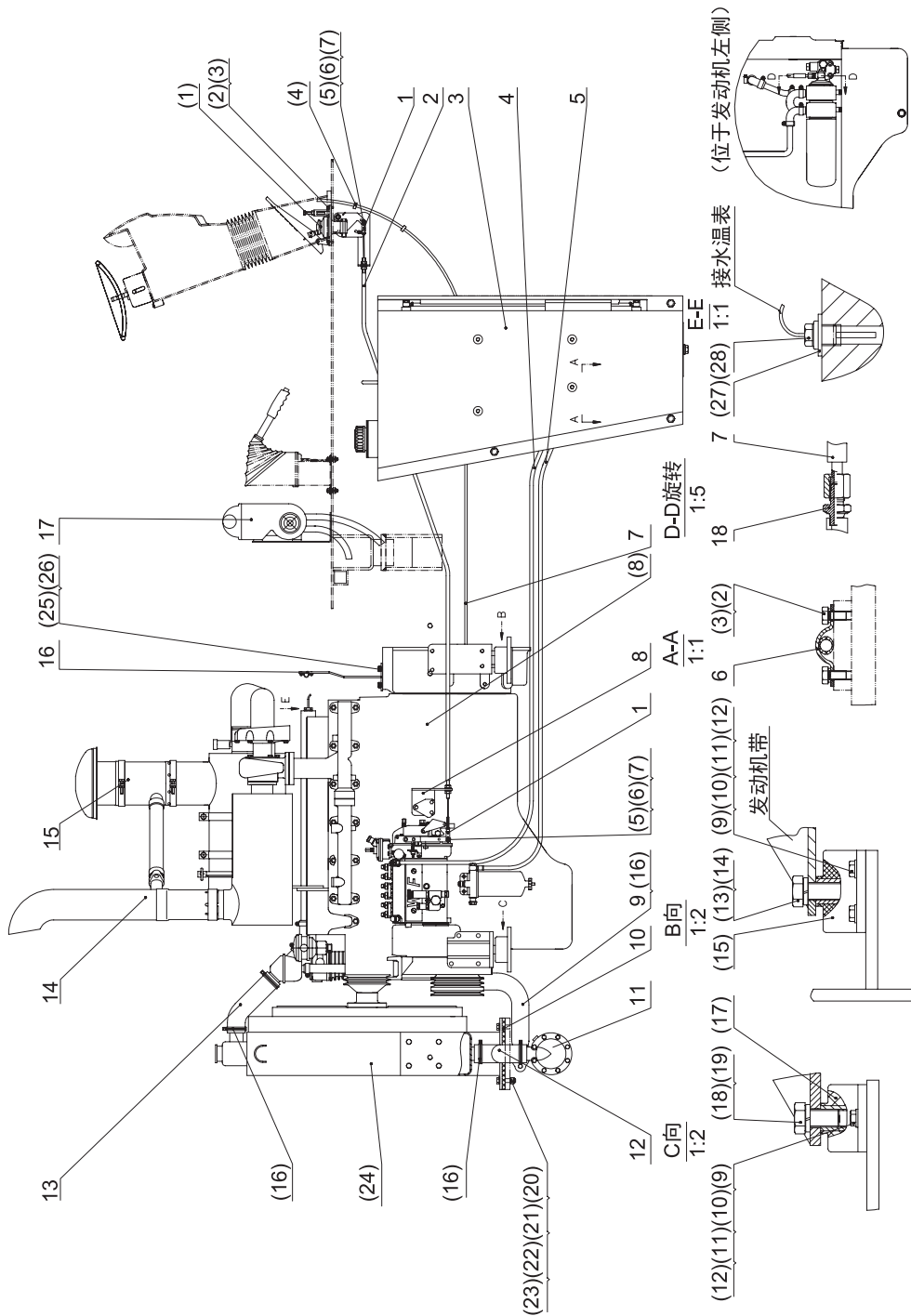
序号 NO.	部件号 PART NO.	零件名称 PART NAME	数量 QTY
1	DG930A-01001	连接叉 Yoke	2
2	DG930A-01002	油门软轴 Throttling Flexible Shaft	1
3	ZL30G II -01200	燃油箱 Fuel Tank	1
4	DG938(D)-01004	燃油回油管 Fuel Return Pipe	1
5	DG938(D)-01005	燃油吸油管 Fuel Suction Pipe	1
6	DG930A-01029	管卡 Pipe Clip	1
7	DG930A-01007	机油压力表管 Manometer Pipe	1
8	DG938(D)-01008	油门支架 Bracket	1
9	ZL30G6-01014A	水管 Water Pipe	1
10	ZL30E-01019	水箱垫 Water Tank Pad	2
11	ZL30-1	油冷器 Oil-cooled Device	1
12	ZL30G6-01018	水管 Water Pipe	1
13	ZL30G6-01021	水管 Water Pipe	1
14	DG938(D)-01014	排气管总成 Blast Pipe Assembly	1
15	DG938(D)-01015	空气滤清器总成 Air Filter Assembly	1
16	ZL30G6-01022A	支架 Bracket	1
17	DG938(D)-A01300	暖风系统 Warm Wind System	1
18	ZL30GII(D)-01008	直通接头 Joint	1



配组合仪表台D2221-03002时,不使用件7和18!

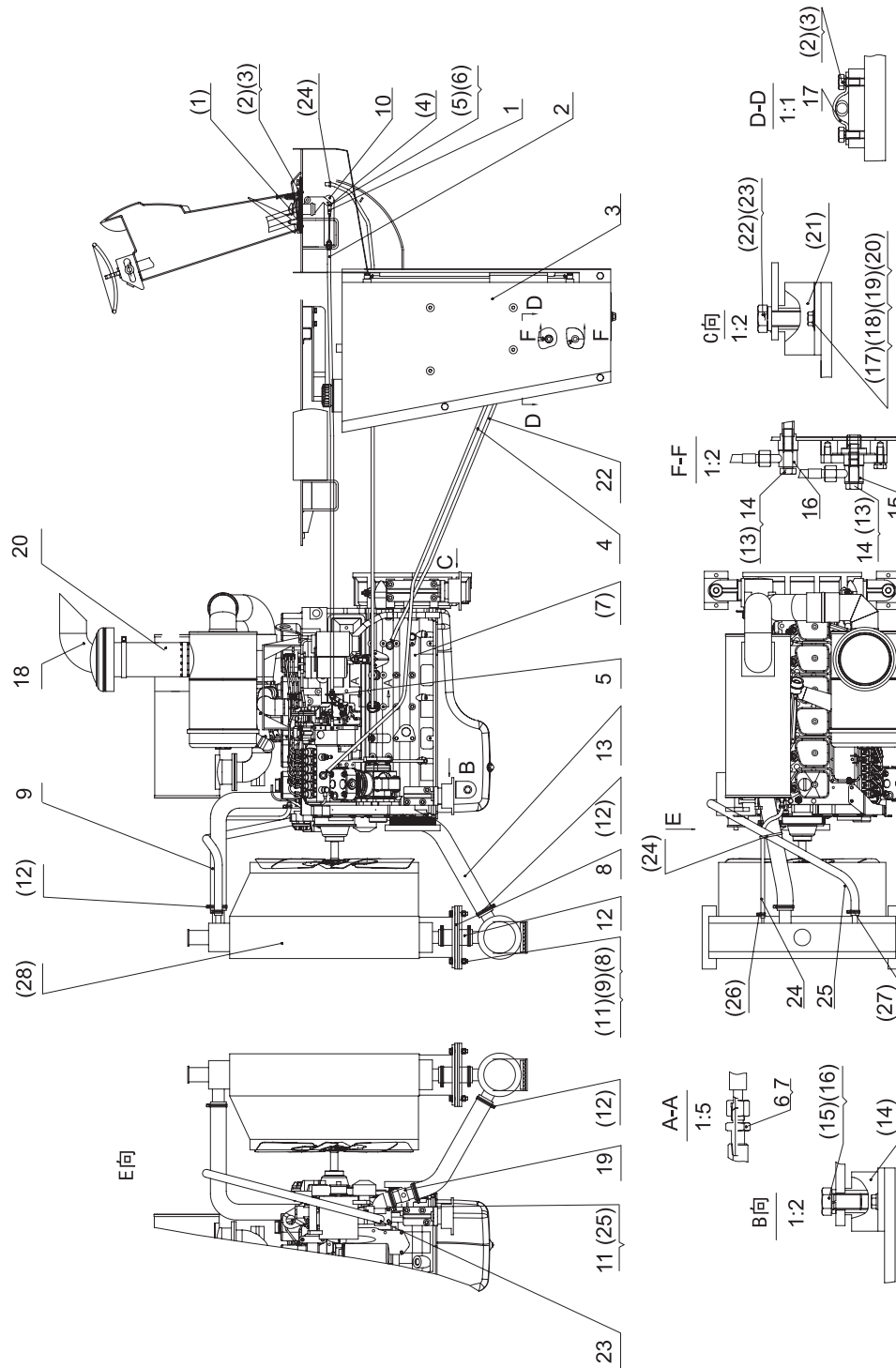
When fitting combined instrument D2221-03002 ,don' t use no. 7and 18!

图2 发动机装置 (配道依茨WP6G125E22发动机)
 FIG.2 Engine Device (Match DEUTZ WP6G125E22 Engine)



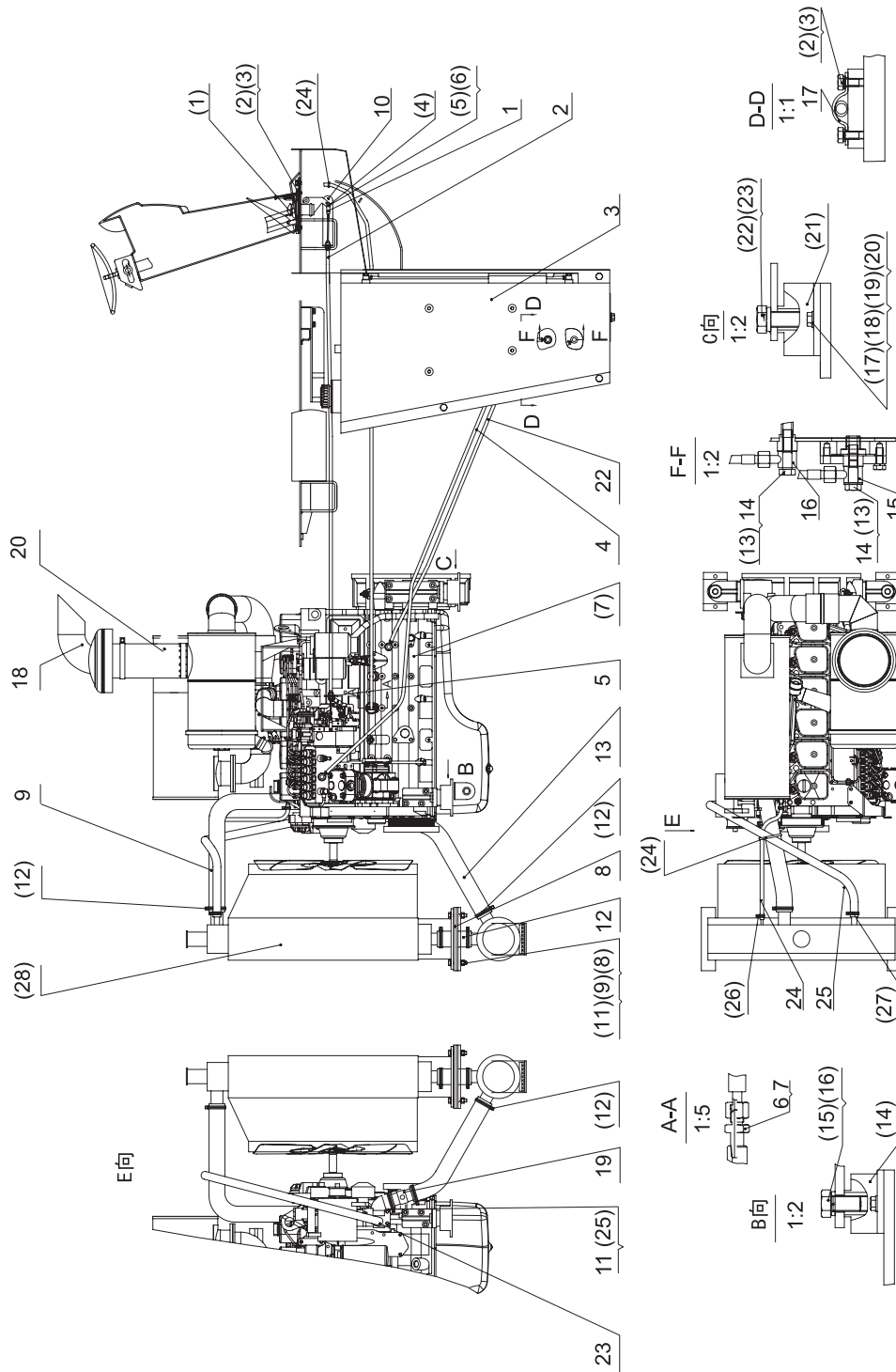
序号 NO.	部件号 PART NO.	零件名称 PART NAME	数量 QTY	
(1)	XZ(QZ)1129001	油门操纵阀	Throttling Control Valve	1
(2)	GB5781 M6×16	螺栓	Bolt	5
(3)	GB93 6	垫圈	Washer	5
(4)	D2900-20000	可松开式扎带	Clip	2
(5)	GB882 6×20	销轴	Pin	2
(6)	GB95 6	垫圈	Washer	2
(7)	GB91 2×20	开口销	Forelock	2
(8)	WP6G125E22	柴油机	Diesel	1
(9)	GB6170 M14	螺母	Nut	12
(10)	GB93 14	垫圈	Washer	12
(11)	GB95 14	垫圈	Washer	12
(12)	GB5781 M14×50	螺栓	Bolt	12
(13)	GB5783 M24×55	螺栓	Bolt	2
(14)	GB93 24	垫圈	Washer	2
(15)	EA300	减震器	Reducer	2
(16)	JB3618.1 57~62	双钢丝式环箍	Clamp	6
(17)	EA220	减震器	Reducer	2
(18)	GB5783 M22×55	螺栓	Bolt	2
(19)	GB93 22	垫圈	Washer	2
(20)	GB5781 M12×55	螺栓	Bolt	4
(21)	GB95 12	垫圈	Washer	4
(22)	GB93 12	垫圈	Washer	4
(23)	GB6170 M12	螺母	Nut	4
(24)	DYS-ZL938	水箱(带导风罩)	Water Tank(With Guiding Wind Cover)	1
(25)	GB5781 M10×20	螺栓	Bolt	2
(26)	GB93 10	垫圈	Washer	2
(27)	JB982 14	组合垫圈	Combined Washer	1
(28)	D2310-00001	水温传感器M14×1.5	Water Temperature Sensor	1

图3 发动机装置(配康明斯6BT5.9-C130- II 发动机)
FIG.3 Engine Device (Match CUMMINS 6BT5.9-C130- II Engine)



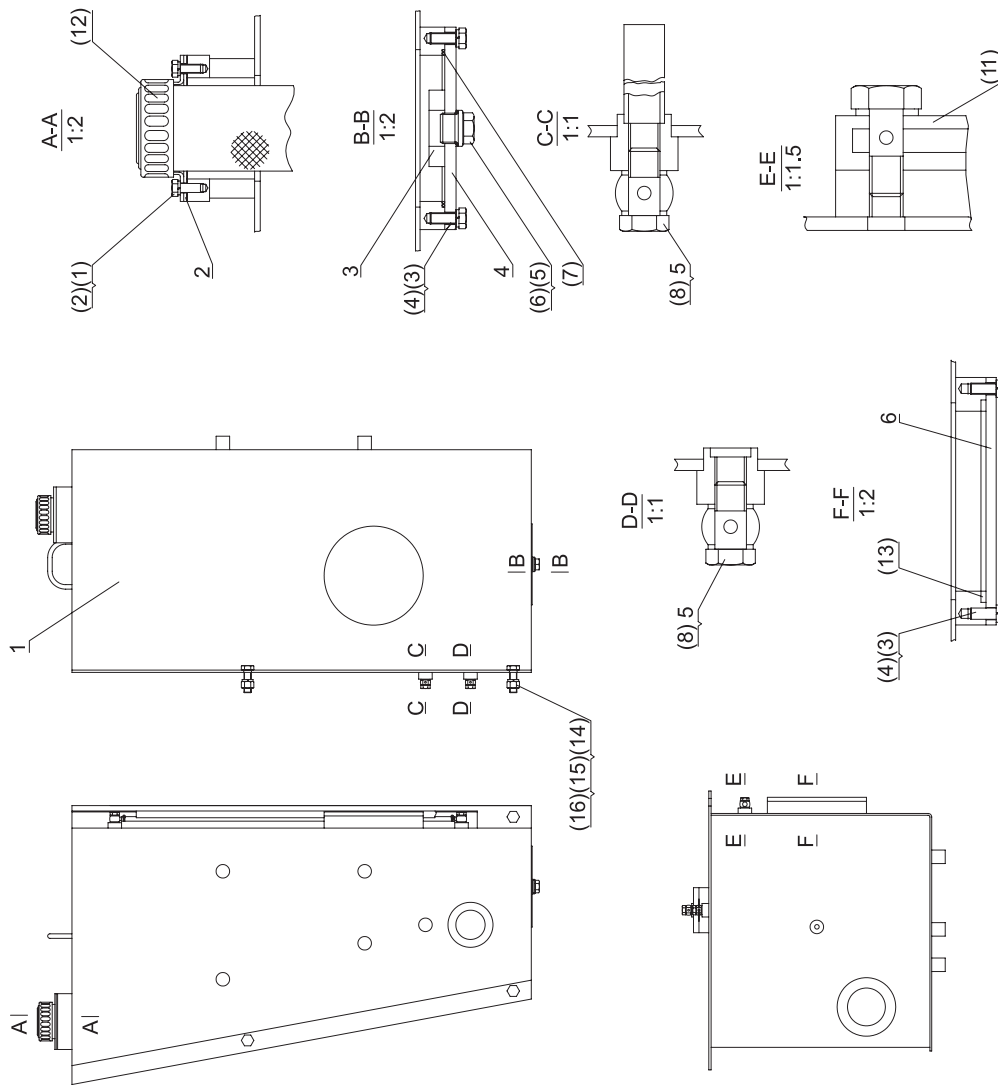
序号 NO.	部件号 PART NO.	零件名称 PART NAME	数量 QTY
1	DG930A-01001	联接叉 Yoke	2
2	DG930A-01002	油门软轴 Throttle Flexible Shaft	1
3	ZL30GII-01200	燃油箱 Fuel Tank	1
4	DG938(康)-01004	燃油回油管 Fuel Oil Return Pipe	1
5	DG938(康)-01005	油门支架 Throttle Bracket	1
6	DG930A-12029	锥堵接头 Joint	1
7	DG938(康)-01007	油管 Oil Pipe	1
8	DG938(康)-01008	胶垫 Cushion	2
9	DG938(康)-01009	胶管 Hose	1
10	DG938(康)-01010A	油门软轴支架 Throttle Flexible Shaft	1
11	DG930A-01007	机油压力表管 Pressure Gage Tube	1
12	DG953-01002	胶管 Hose	1
13	DG938(康)-01013	胶管 Hose	1
14	DG956WIV-01007	铰接螺栓 Joint Bolt	2
15	DG938(康)-01015	接头体 Joint	1
16	DG956WIV-01017A	接头体 Joint	1
17	DG930A-01029	管卡 Pipe Clip	1
18	DG938(康)-01018	排气管 Blast Pipe	1
19	ZL30G II -01408A	三通接头 Tee Fitting	1
20	DG938(康)-01020	接管 Connector	1
22	DG938(康)-01022	燃油吸油管 Fuel Oil Suction Pipe	1
23	DG938(康)-01023	补偿水接头 Joint	1
24	DG938(康)-01024	除气接管 Connector	1
25	DG938(康)-01025	补偿水管 Water Pipe	1

图3 发动机装置(配康明斯6BT5.9-C130发动机)
 FIG.3 Engine Device (Match CUMMINS 6BT5.9-C130 Engine)



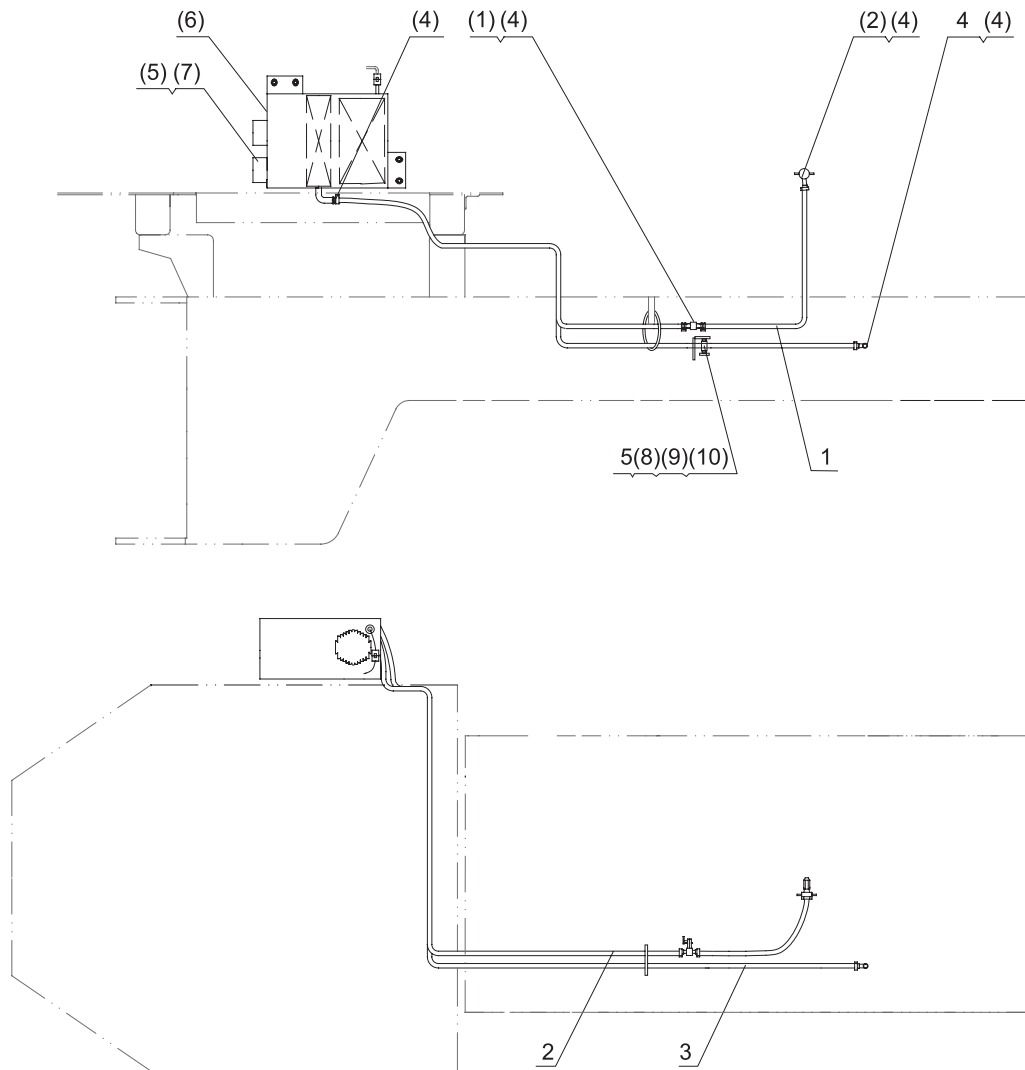
序号 NO.	部件号 PART NO.	零件名称 PART NAME	数量 QTY
(1)	XZ(QZ)1129001	油门操作阀 Throttle Control Valve	1
(2)	GB5781 M6×16	螺栓 Bolt	5
(3)	GB93 6	垫圈 Washer	5
(4)	GB882 6×20	销轴 Pin	2
(5)	GB91 2×20	开口销 Forelock	2
(6)	GB95 6	垫圈 Washer	2
(7)	6BT5.9-C130-II	东风康明斯发动机 Dongfeng CUMMINS Engine	1
(8)	GB5781 M12×55	螺栓 Bolt	4
(9)	GB93 12	垫圈 Washer	4
(10)	GB6170 12	螺母 Nut	4
(11)	GB95 12	垫圈 Washer	4
(12)	JB3618.1 57~62	双钢丝卡箍 Clamp	6
(13)	JB982 14	组合垫圈 Combined Washer	4
(14)	BE-120	减震器 Reducer	2
(15)	GB5783 M16×55	螺栓 Bolt	2
(16)	GB93 16	垫圈 Washer	2
(17)	GB6170 M12	螺母 Nut	8
(18)	GB93 12	垫圈 Washer	8
(19)	GB95 12	垫圈 Washer	8
(20)	GB5781 M12×50	螺栓 Bolt	8
(21)	BE-160	减震器 Reducer	2
(22)	GB5783 M18×55	螺栓 Bolt	2
(23)	GB93 18	垫圈 Washer	2
(24)	D2900-20000	可松开式扎带 Clip	4
(25)	JB3618.1 70~75	双钢丝卡箍 Clamp	1
(26)	JB3618.1 13~19	双钢丝卡箍 Clamp	2
(27)	JB3618.1 26~30	双钢丝卡箍 Clamp	2
(28)	KMS-DG938(II)	水箱 Water Tank	1

图4 柴油箱总成 FIG.4 Fuel Tank Assembly



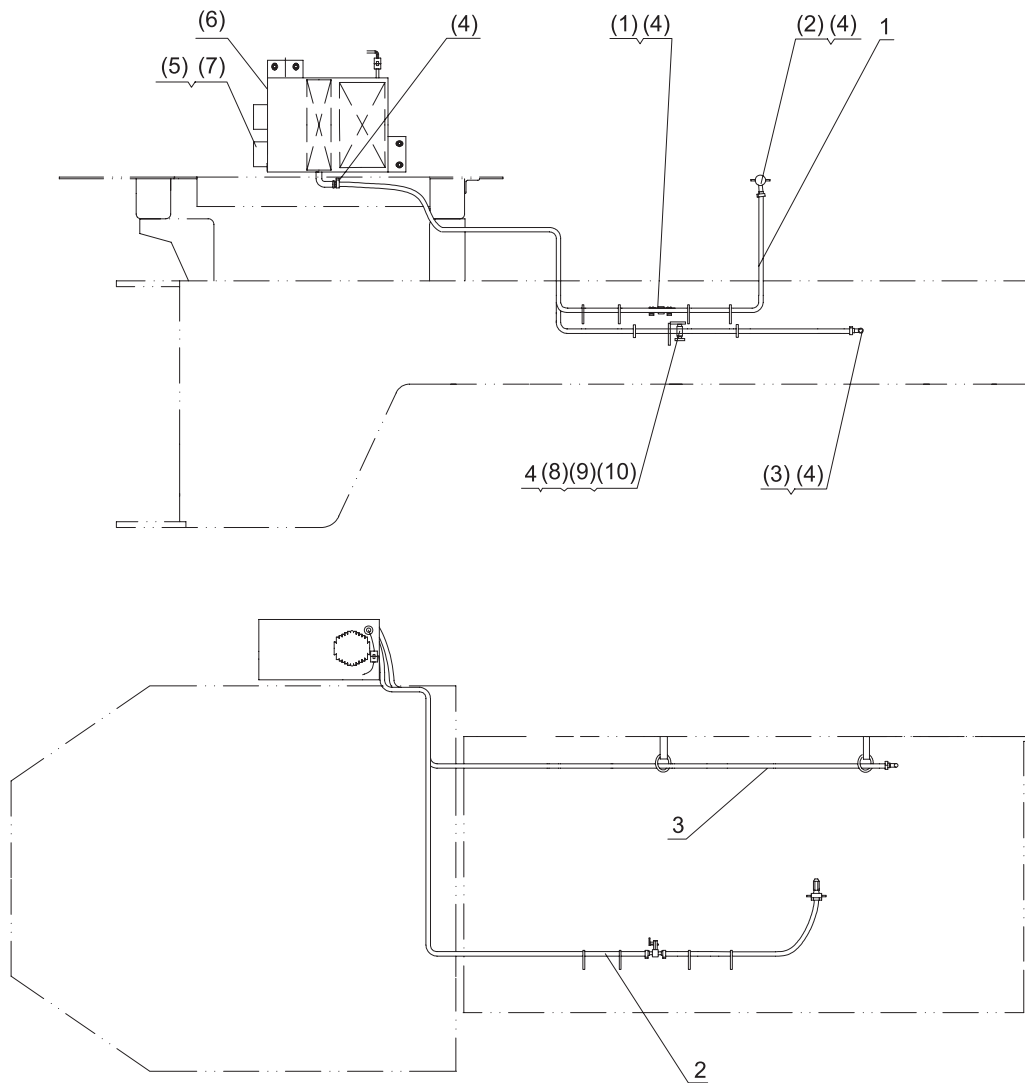
序号 NO.	部件号 PART NO.	零件名称 PART NAME		数量 QTY
1	ZL30G II -01201	燃油箱体	Fuel Tank	1
2	ZL30G II -01202	胶垫	Spacer	1
3	ZL30G II -01203	磁铁	Magnet	1
4	ZL30G II -01204	法兰盘	Flange Plate	1
5	ZL30G II -01205	铰接螺栓	Pipe-fitting Bolt	2
6	ZL30G II -01211	盖	Cover	1
(1)	GB5781 M8×16	螺栓	Blot	4
(2)	GB93 8	垫圈	Washer	4
(3)	GB5781 M10×25	螺栓	Blot	18
(4)	GB93 10	垫圈	Washer	18
(5)	JB1000 M27×2	螺塞	Screw Plug	1
(6)	JB982 27	组合垫圈	Combined Washer	1
(7)	GB1235 φ140×3.1	O形圈	"O" Ring	1
(8)	JB982 14	组合垫圈	Combined Washer	4
(11)	YWZ-127	油标	Oil Printer	2
(12)	QL-10-00	加油滤清器	Oil-filling Strainer	1
(13)	GB1235 φ180×5.7	O形圈	"O" Ring	1
(14)	GB5787 M16×45	螺栓	Blot	5
(15)	GB93 16	垫圈	Washer	5
(16)	GB6170 M16	螺母	Nut	5

图5 暖风系统 (配锡柴CA6DF1-12GG2增压发动机)
 FIG.5 Warm Braw System(Match XICHAI Pressurize Engine)



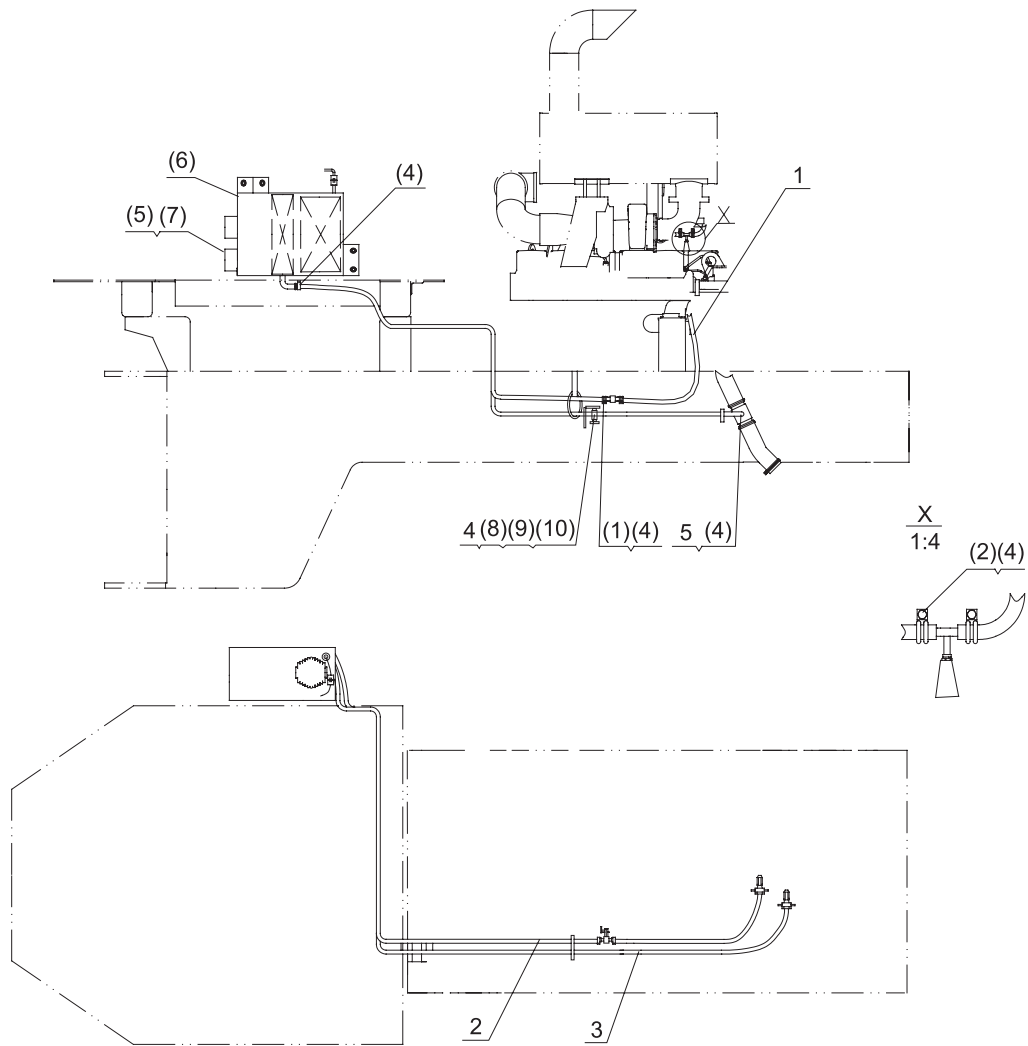
序号 NO.	部件号 PART NO.	零件名称 PART NAME		数量 QTY
1	DG938-01301	暖风机进水管1	Heater Unit Inlet Pipe 1	1
2	DG938-01302	暖风机进水管2	Heater Unit Inlet Pipe 2	1
3	DG938-01303	暖风机回水管	Heater Unit Return Pipe	1
4	ZL30GII-01408A	三通接头	Tee Joint	1
5	DG938-01304	水阀安装板	Mounting Plate	1
(1)	DG938-FSFM	放水阀门	Water Drain Valve	2
(2)	DG938-JSFM	进水阀门Z3/8	Inlet Valve	1
(4)	JB3618.1 22 ~ 26	双钢丝卡箍	Clamp	8
(5)	JB3618.1 65 ~ 70	双钢丝卡箍	Clamp	2
(6)	D2071-00000	暖风机	Heater Unit	1
(7)	DG938-FD	风道	Air Duct	1
(8)	GB5781 M8 × 25	螺栓	Bolt	2
(9)	GB93 8	弹垫	Spring Washer	4
(10)	GB5781 M8 × 16	螺栓	Bolt	2

图6 暖风系统(配道依茨WP6G125E22发动机)
 FIG.6 Warm Braw System (Match DEUTZ Engine)



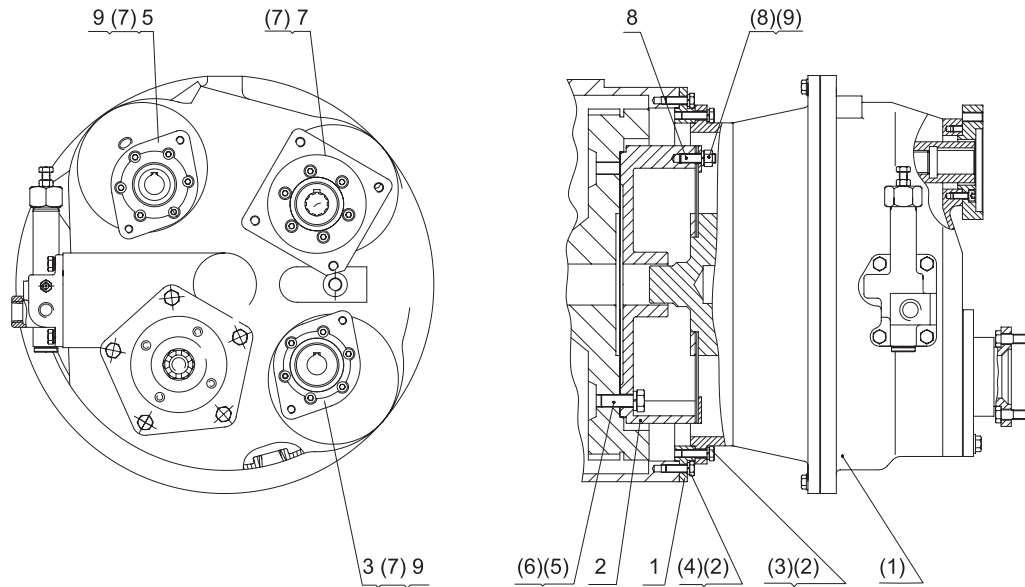
序号 NO.	部件号 PART NO.	零件名称 PART NAME		数量 QTY
1	DG938(D)-01301	暖风机进水管1	Heater Unit Inlet Pipe 1	1
2	DG938(D)-01302	暖风机进水管2	Heater Unit Inlet Pipe 2	1
3	DG938(D)-01303	暖风机回水管	Heater Unit Return Pipe	1
4	DG938(D)-01304	水阀安装板	Mounting Plate	1
(1)	DG938-FSFM	放水阀门	Water Drain Valve	2
(2)	DG938-JSFM	进水阀门Z3/8	Inlet Valve	1
(3)	DG938-HSFM	回水阀门NPT3/8	Backwater Valve	1
(4)	JB3618.1 22 ~ 26	双钢丝卡箍	Clamp	8
(5)	JB3618.1 65 ~ 70	双钢丝卡箍	Clamp	2
(6)	D2071-00000	暖风机	Heater Unit	1
(7)	DG938-FD	风道	Air Duct	1
(8)	GB5781 M8 × 25	螺栓	Bolt	2
(9)	GB93 8	弹垫	Spring Washer	4
(10)	GB5781 M8 × 16	螺栓	Bolt	2

图7 暖风系统 (配康明斯6BT5.9-C130- II 发动机)
 FIG.7 Warm Braw System (Match CUMMINS Engine)



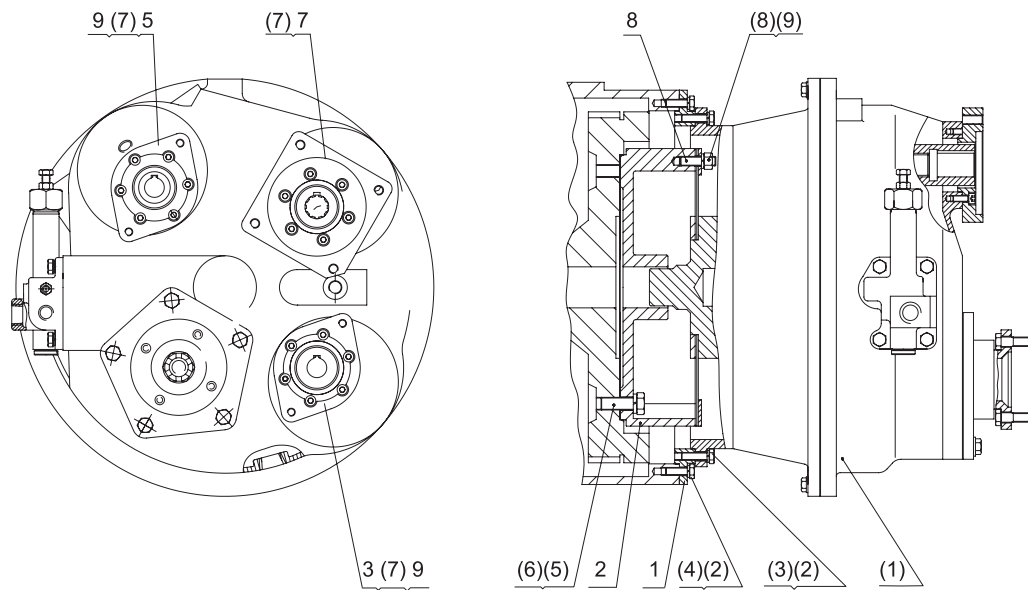
序号 NO.	部件号 PART NO.	零件名称 PART NAME		数量 QTY
1	DG938(康)-01301	暖风机进水管1	Heater Unit Inlet Pipe 1	1
2	DG938(康)-01302	暖风机进水管2	Heater Unit Inlet Pipe 2	1
3	DG938(康)-01303	暖风机回水管	Heater Unit Return Pipe	1
4	DG938-01304	水阀安装板	Mounting Plate	1
5	ZL30GII-01408A	三通接头	Tee Joint	1
(1)	DG938-FSFM	放水阀门	Water Drain Valve	2
(2)	DG938-JSFM	进水阀门Z3/8	Inlet Valve	1
(3)	DG938-HSFM	回水阀门NPT3/8	Backwater Valve	1
(4)	JB3618.1 22 ~ 26	双钢丝卡箍	Clamp	8
(5)	JB3618.1 65 ~ 70	双钢丝卡箍	Clamp	2
(6)	D2071-00000	暖风机	Heater Unit	1
(7)	DG938-FD	风道	Air Duct	1
(8)	GB5781 M8×25	螺栓	Bolt	2
(9)	GB93 8	弹垫	Spring Washer	4
(10)	GB5781 M8×16	螺栓	Bolt	2

图8 变矩器装置(配锡柴CA6DF1D-12GAG2增压发动机)
 FIG.8 Torque Corverter Equipment (Match XICHAI Pressurize Engine)



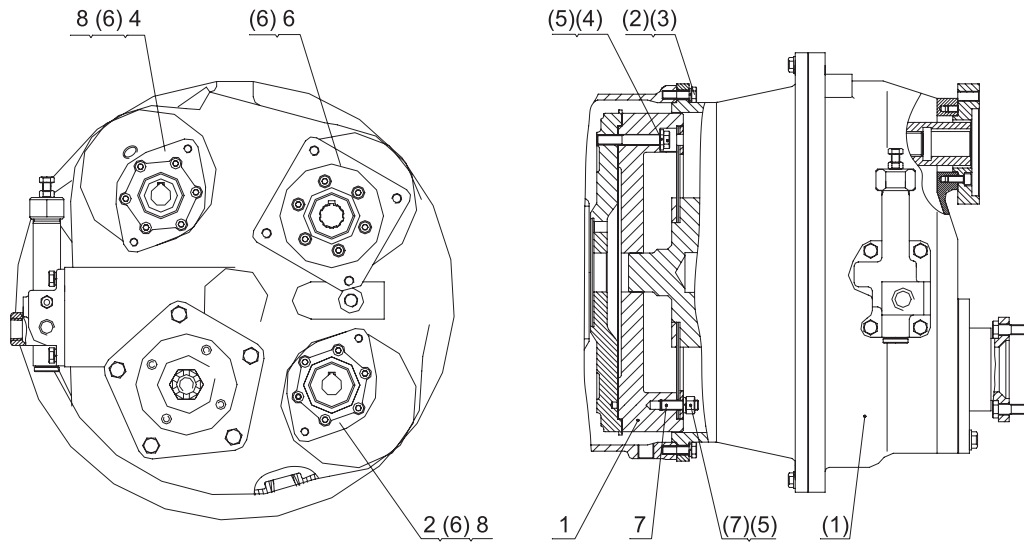
序号 NO.	部件号 PART NO.	零件名称 PART NAME	数量 QTY
1	SL30W-02001	过渡盘(发动机带) Transition Plate(engine with)	1
2	SL30W-02002	飞轮联接盘 (发动机带) Flywheel Connecting Plate (engine with)	1
3	SL30W-02003	转向泵联接盘 Steering Pump Connect Plate	1
5	SL30W-02005	行车泵联接盘 Travelling Crane Pump Connect Plate	1
7	SL30W-02007	工作泵联接盘 Work Pump Connect Plate	1
8	SL30W-02008	双头螺柱 Double - screw Bolt	8
9	SL30W-02009	软钢板纸垫 Soft Steel Board Paper Cushion	2
(1)	DG938-02100	液力变矩器 Torque Converter	1
(2)	GB93 10	垫圈 Washer	24
(3)	GB5783 M10×35	螺栓 Blot	12
(4)	GB5783 M10×30	螺栓 Blot	12
(5)	GB5783 M16×1.5×45	螺栓 Blot	8
(6)	GB93 16	垫圈 Washer	8
(7)	GB70 M8×20	内六角螺钉 Inner Hexad Bolt	18
(8)	GB6171 M12×1.25	螺母 Nut	8
(9)	GB93 12	垫圈 Washer	8

图9 变矩器装置(配道依茨WP6G125E22发动机)
 FIG.9 Torque Converter Equipment (Match DEUTZ Engine)



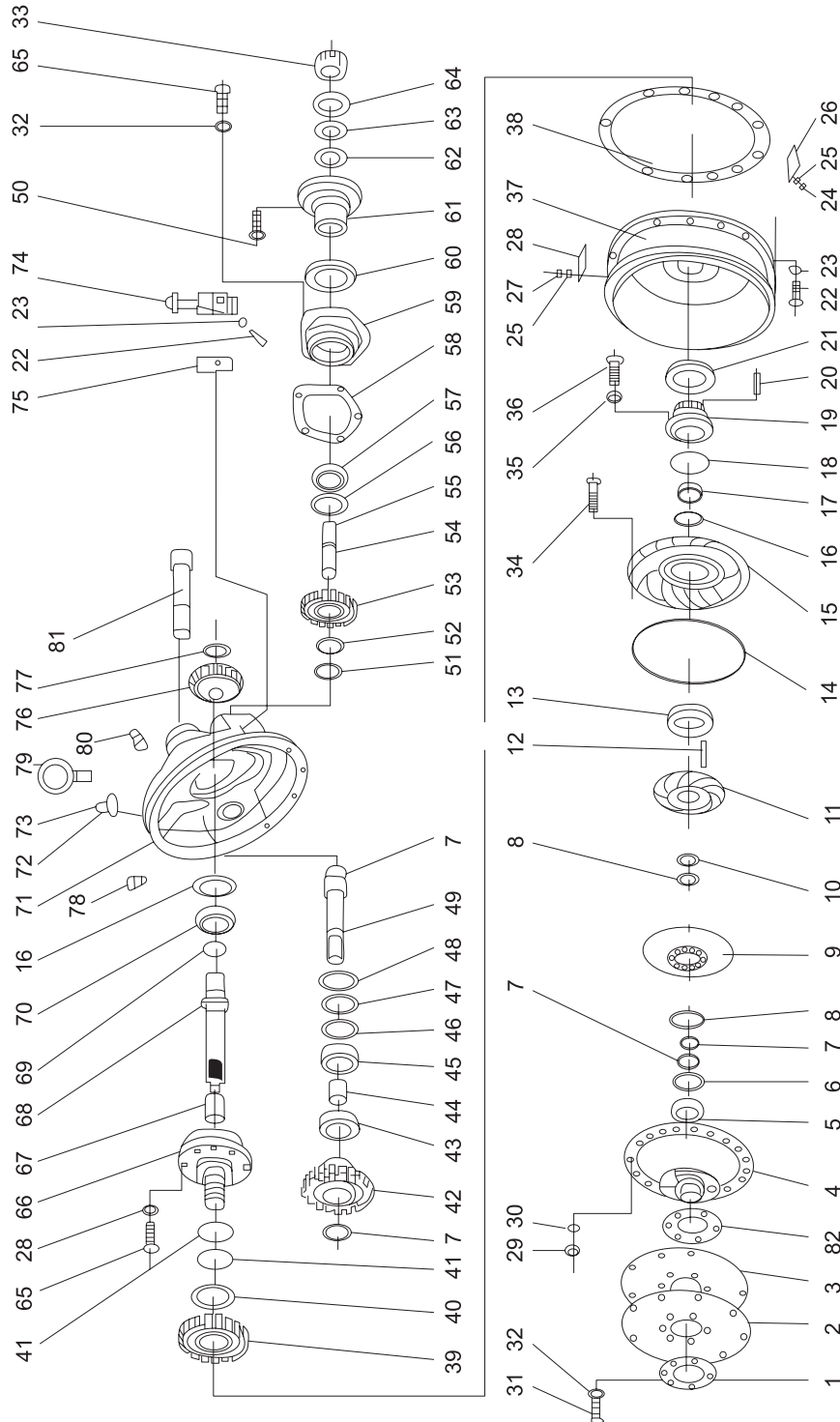
序号 NO.	部件号 PART NO.	零件名称 PART NAME		数量 QTY
1	SL30W-02001	过渡盘	Transition Plate	1
2	SL30W-02002	飞轮联接盘	Connect Plate	1
3	SL30W-02003	转向泵联接盘	Connect Plate	1
5	SL30W-02005	行车泵联接盘	Connect Plate	1
7	SL30W-02007	工作泵联接盘	Connect Plate	1
8	SL30W-02008	双头螺柱	Double - screw Bolt	8
9	SL30W-02009	软钢板纸垫	Paper Washer	2
(1)	DG938-02100	液力变矩器	Torque Converter	1
(2)	GB93 10	垫圈	Washer	24
(3)	GB5783 M10x35	螺栓	Bolt	12
(4)	GB5783 M10x30	螺栓	Bolt	12
(5)	GB5783 M16 × 1.5 × 45	螺栓	Bolt	8
(6)	GB93 16	垫圈	Washer	8
(7)	GB70 M8 × 20	内六角螺钉	Screw	18
(8)	GB6171 M12 × 1.25	螺母	Nut	8
(9)	GB93 12	垫圈	Washer	8

图10 变矩器装置(配康明斯6BT5.9-C130- II 发动机)
 FIG.10 Torque Corverter Equipment (Match CUMMINS Engine)



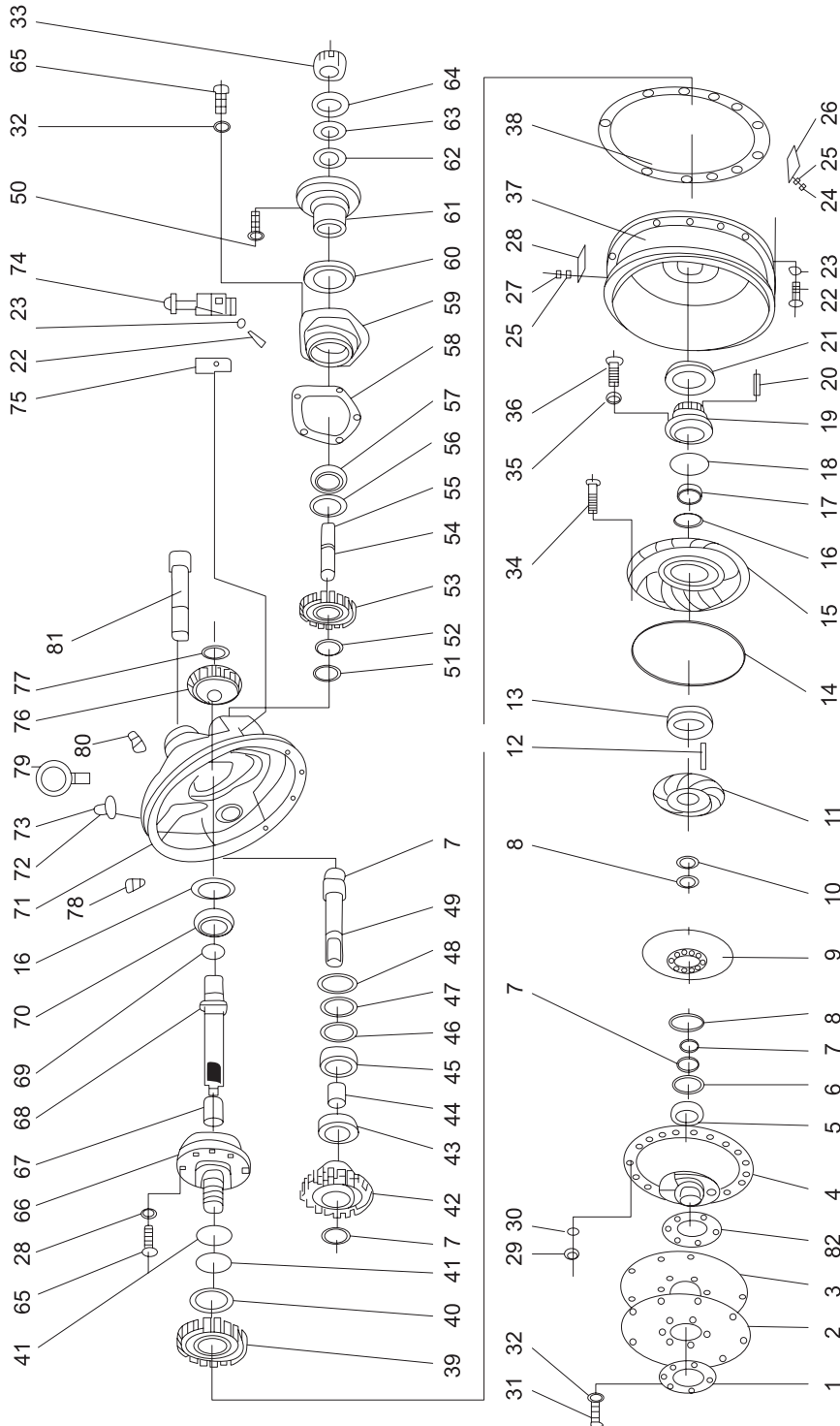
序号 NO.	部件号 PART NO.	零件名称 PART NAME	数量 QTY
1	DG938(康)-02001	飞轮联接盘 Fly Wheel Connect Pan	1
2	SL30W-02003	转向泵联接盘 Steering Pump Connect Pen	1
4	SL30W-02005	行车泵联接盘 Traveling Crane Pump Connect Pan	1
6	SL30W-02007	工作泵联接盘 Work Pump Connect Pan	1
7	SL30W-02008	双头螺柱 Double-screw Bolt	8
8	SL30W-02009	纸垫 Paper Washer	2
(1)	DG938-02100	液力变矩器 Hydraulic Torque Convert	1
(2)	GB93 10	垫圈 Washer	12
(3)	GB5783 M10×35	螺栓 Bolt	12
(4)	GB5783 M12×80	螺栓 Bolt	8
(5)	GB93 12	垫圈 Washer	16
(6)	GB70 M8×20	内六角螺钉 Screw	18
(7)	GB6171 M12	螺母 Nut	8

图11 液力变矩器(370801)
FIG.11 Torque Converter



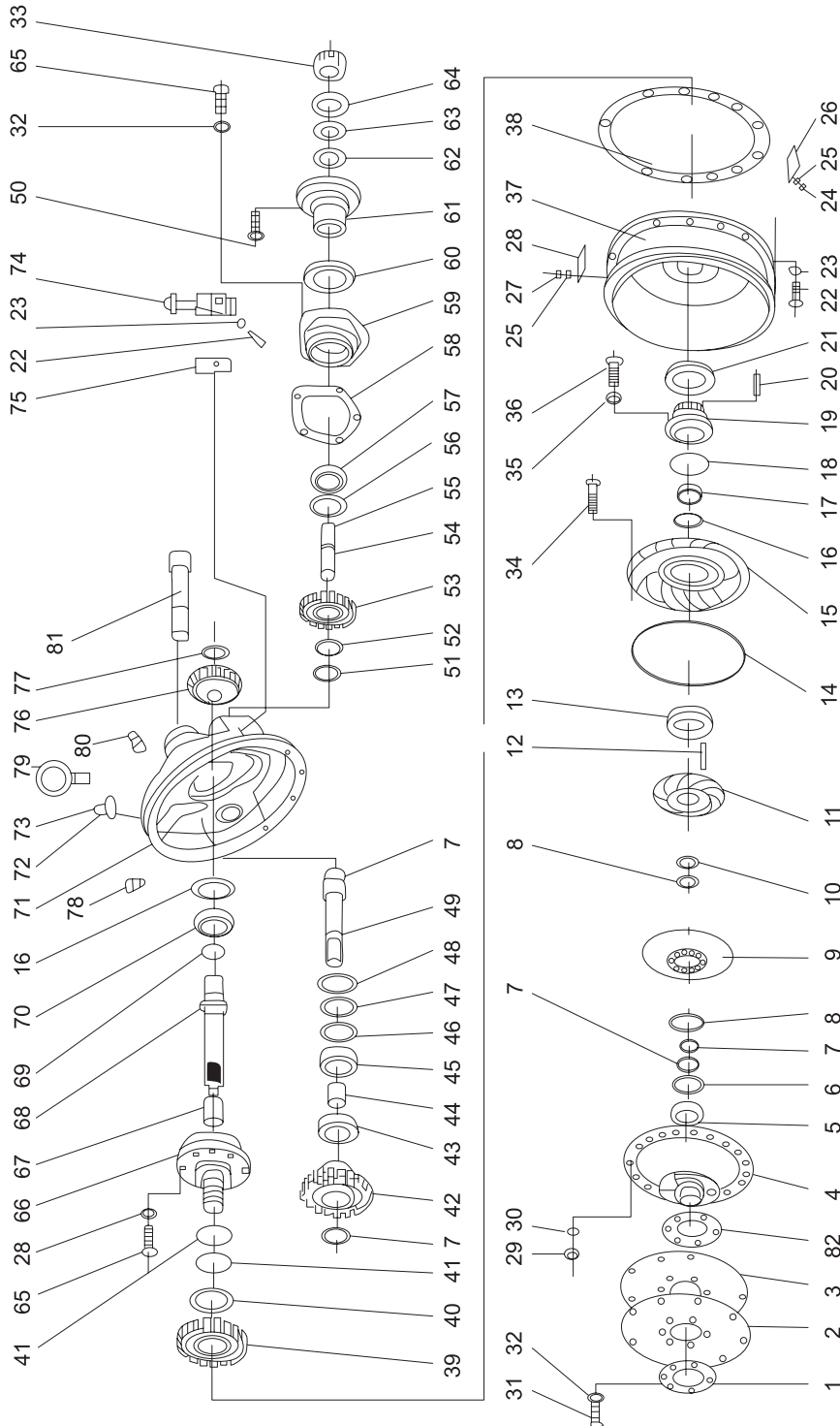
序号 NO.	部件号 PART NO.	零件名称 PART NAME		数量 QTY
1	YJ315Y-00018	圆垫板	Circle Backing Plate	1
2	YJ315Y-00002	弹性板	Elastane Plate	1
3	YJ315Y-30000	弹性板总成	Elastane Plate Assembly	1
4	YJ315X-00002	罩轮	Cover Wheel	1
5	GB289 4074106	滚动轴承4074106	Roller Bearing	1
6	04065-05520	挡圈55	55 Snap Ring	1
7	04064-03015	挡圈30	30 Snap Ring	4
8	04064-03818	挡圈38	38 Snap Ring	2
9	YJ315X-10000	涡轮组件	Runner Unit	1
10	04064-06020	挡圈60	60 Snap Ring	1
11	ZL30D-11-27	导轮	Stator	1
12	04025-00620	销 $\phi 6 \times 20$	Pin	1
13	ZL30D-11-24	隔环	Caulking Ring	1
14	GB3452.1 338 x 3.55	O型圈 $\phi 338 \times 3.55$	"O" Ring	1
15	YJ315X-00003	泵轮	Lmpeller	1
16	GB893.1 110	孔用挡圈110	Circlip For Hole	2
17	GB276 6212	轴承6212	Bearing	1
18	07000 - E2130	O型圈 $\phi 130 \times 3.1$	"O" Ring	1
19	ZL30D-11-21	泵轮座	Lmpeller Seat	1
20	ZL30D-11-22	定位销	Place Pin	4
21	ZL30D-11-54	骨架油封	Oil Seal	1
22	01010-51030	螺栓M10 X 30	Bolt	16
23	01602-21030	垫圈10	Washer	16
24	GB21 M6 x 16	小六角头螺栓M6 x 16	Bolt	4
25	01642-20608	垫圈6	Washer	8
20	YJ315X-00005	盖板	Cover Plate	1
27	GB21 M6 x 10	小六角头螺栓M6X10	Bolt	4
28	YJ315X-00004	盖板	Cover Plate	1
29	01580-10806	螺母M8	Nut	24
30	01602-20825	垫圈8	Washer	24
31	01010-51225	螺栓M12 X 25	Bolt	8
32	01602-21236	垫圈12	Washer	19
33	ZL30D-11-14	六角槽形螺母M24X1.5	Nut	1
34	01010-50835	螺栓M8 X 35	Bolt	24
35	01602-20825	垫圈8	Washer	8
36	01010-50822	螺栓M8 X 22	Bolt	8
37	YJ315X-00001	飞轮壳中节	Middle Node	1
38	ZL30D-11-38	垫片	Backup Plate	1
39	YJ315L-00005A	驱动油泵主动齿轮	Drive Oil Pump Initiative Gear	1

图11 液力变矩器(370801)
FIG.11 Torque Converter



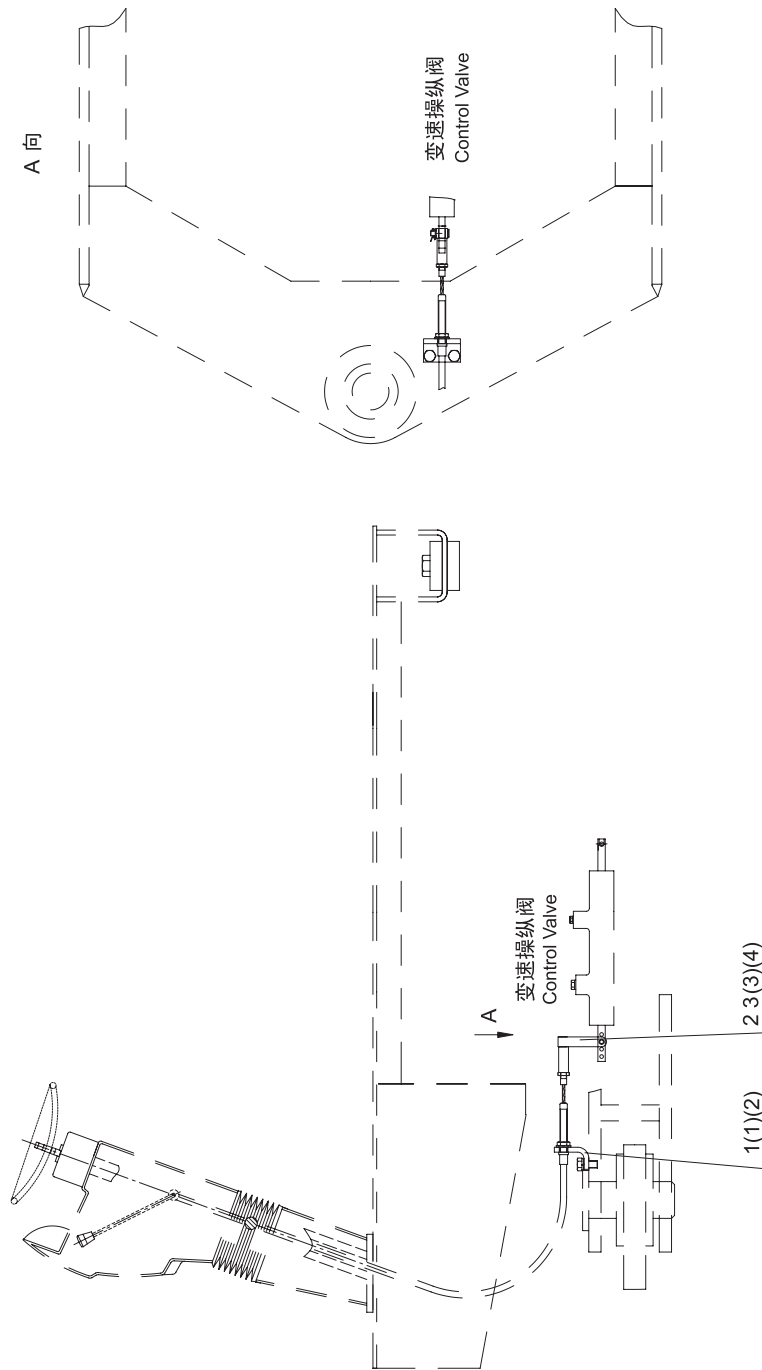
序号 NO.	部件号 PART NO.	零件名称 PART NAME	数量 QTY
40	04064-01030	挡圈100 Snap Ring	1
41	ZL30D-11-19	密封环80 Seal Ring	2
42	YJ315L-00006A	驱动油泵被动齿轮 Drive Oil Pump Passivity Gear	3
43	GB276 6206	轴承6206 Bearing	3
44	ZL30D-11-40	套 Sleeve	3
45	GB276 6206NR	轴承6206NR Bearing	3
46	ZL30D-11-04	止动环 Closing Ring	3
47	ZL30D-11-03	垫圈 Washer	3
48	04065-06825	挡圈68 Snap Ring	3
49	YJ315LD-00002	驱动油泵轴II Drive Oil Pump Shaft	1
50	01010-51240	螺栓M12×40 Bolt	4
51	04064-03515	挡圈35 Snap Ring	1
52	GB276 6307	轴承6307 Bearing	1
53	ZL30D-11-18	被动齿轮 Passivity Gear	1
54	ZL30D-11-15	输出轴 Export Shaft	1
55	04050-05045	开口销5X45 Cotter Pin	1
56	04065-09030	挡圈90 Snap Ring	1
57	GB276 6308	轴承6308 Bearing	1
58	ZL30D-11-07	密封垫 Sealing Plate	1
59	ZL30D-11-11	油封法兰 Oil Seal Flange	1
60	07012-20055	油封55×78×12 Oil Seal	2
61	ZL30D-11-12	输出法兰 Export Flange	1
62	ZL30D-11-13	垫圈 Washer	1
63	ZL30D-11-17	密封垫 Sealing Plate	1
64	ZL30D-11-16	垫圈 Washer	1
65	01010-51230	螺栓M12 X 30 Bolt	11
66	ZL30D-11-05	导轮座 Stator Seat	1
67	ZL30D-11-10	套 Sleeve	1
68	ZL30D-11-09	主动轴 Initiative Shaft	1
69	ZL30D-11-08	密封环60 Seal Ring	1
70	GB276 6310	轴承6310 Bearing	1
71	ZL30D-11-01	变矩器壳体 Torque Convert Shell	1
72	04418-03060	铆钉3×6 Rivet	4
73	YJ315LD-BP01	标牌 Rating Plate	1
74	YJ320-01000Z	减压阀 Reducing Valve	1
75	YJ315X-00009Z	密封垫 Seal Plate	1
76	ZL30D-11-06	主动齿轮 Initiative Gear	1
77	04064-04818	挡圈48 Snap Ring	1
78	GB14626 NPT3/8	方头管塞NPT3/8 Square Pipe Plug	1

图11 液力变矩器(370801)
FIG.11 Torque Converter



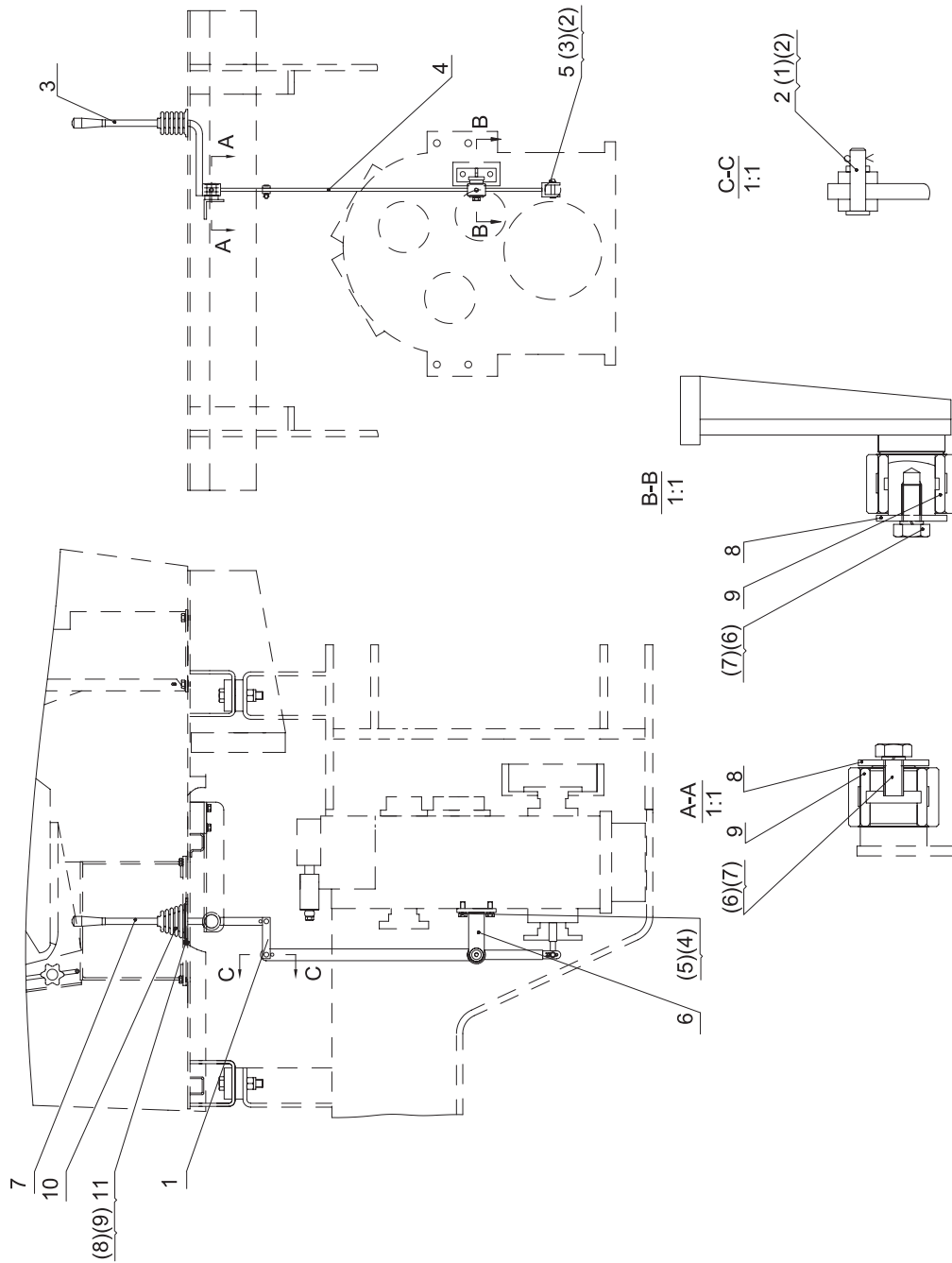
序号 NO.	部件号 PART NO.	零件名称 PART NAME	数量 QTY
79	04530-11628	吊环螺钉M16 Eye Bolt	1
80	YJ315S-00007	透气孔接头 Riser Vent Joint	1
81	YJ315LD-00001	驱动油泵轴I Drive Oil Pump Shaft	2
82	YJ315S-00011-1/2/3/4	调整垫 Adjust Gasket	1

图12 变速操纵系统
FIG.12 Transmission Control System



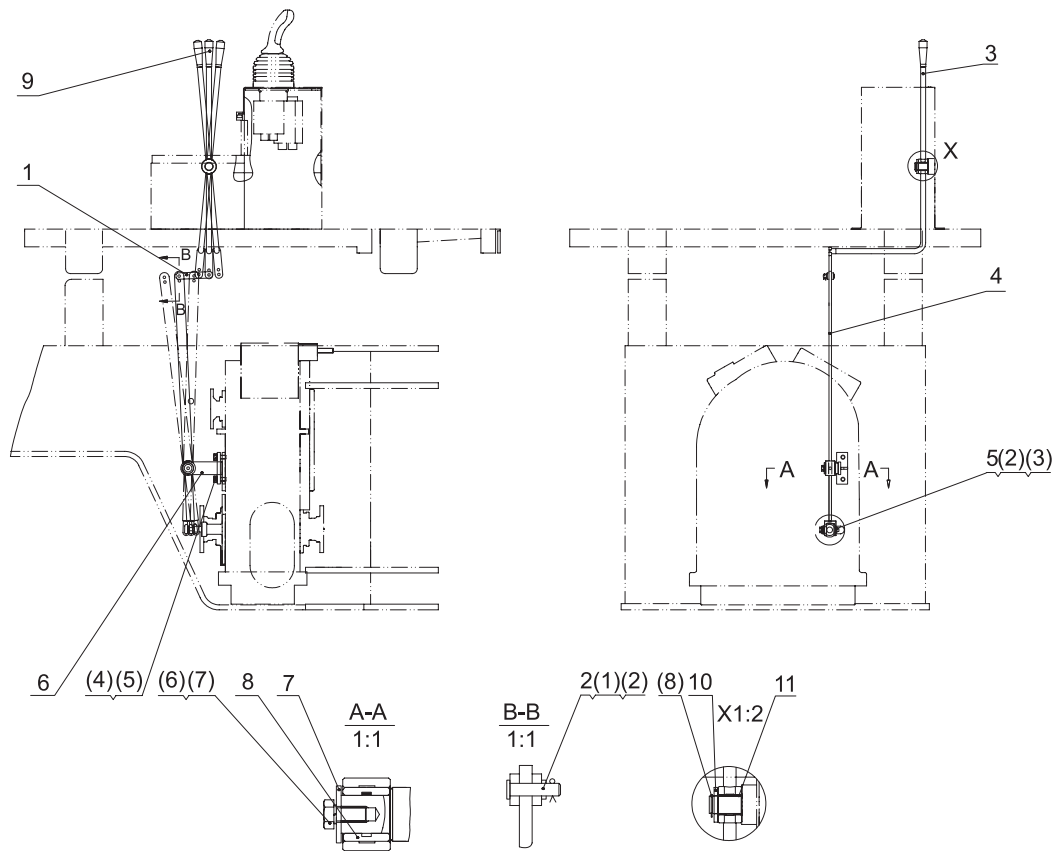
序号 NO.	部件号 PART NO.	零件名称 PART NAME		数量 QTY
1	DG930B-03101	固定板	Fixed Plate	1
2	DG930B-03102	联接叉	Rod Clevis	1
3	DG930B-03103	销轴	Pin	1
(1)	GB5781 M12 × 25	螺栓	Bolt	2
(2)	GB93 12	垫圈	Washer	2
(3)	GB95 8	垫圈	Washer	1
(4)	GB91 2 × 14	开口销	Forelock	1

图13 高低速操纵系统
FIG.13 H/L Speed Control System



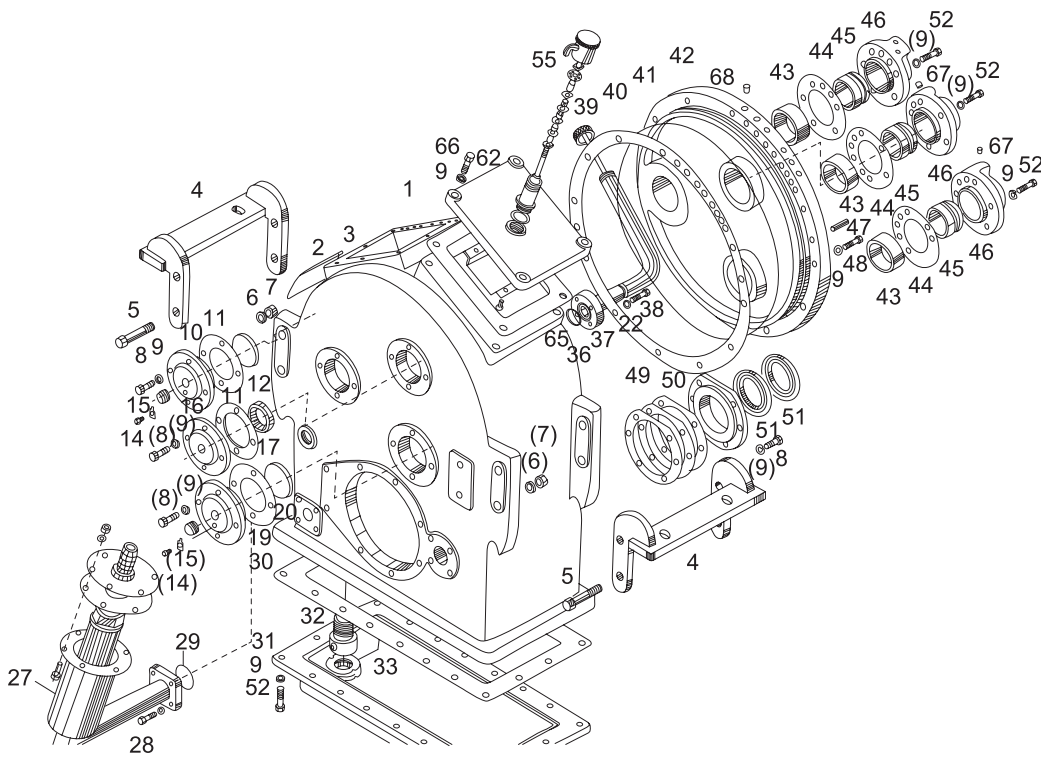
序号 NO.	部件号 PART NO.	零件名称 PART NAME		数量 QTY
1	ZL30G II -03201	联接板	Connect Plate	2
2	ZL30G II -03103	销轴	Pin Roll	2
3	ZL30G II -03203	操纵杆总成	Ontrol Lever Assembly	1
4	ZL30G II -03204	摇摆臂	Rocket Arm	1
5	ZL30G II -03205	销轴	Pin Roll	1
6	ZL30G II -03206	支座	Abutment	1
7	ZL30G II -06103	手柄套	Rein Sleeve	1
8	ZL30G II -06111	挡板	Baffle	2
9	ZL30G II -06118	衬套	Bush	2
10	ZL30G II -06117	防尘套	Dirt-proof Boot	1
11	ZL30G II -06102	压板	Press Plate	1
(1)	GB95 8	垫圈	Washer	2
(2)	GB91 2×25	开口销	Pin	3
(3)	GB95 10	垫圈	Washer	1
(4)	GB5781 M12×25	螺栓	Blot	2
(5)	GB93 12	垫圈	Washer	2
(6)	GB5781 M10×20	螺栓	Blot	2
(7)	GB93 10	垫圈	Washer	2
(8)	GB93 5	垫圈	Washer	4
(9)	GB818 M5×20	螺栓	Blot	4

图14 高低速操纵系统(先导)
 FIG.14 H/L Speed Control System(Pilot)



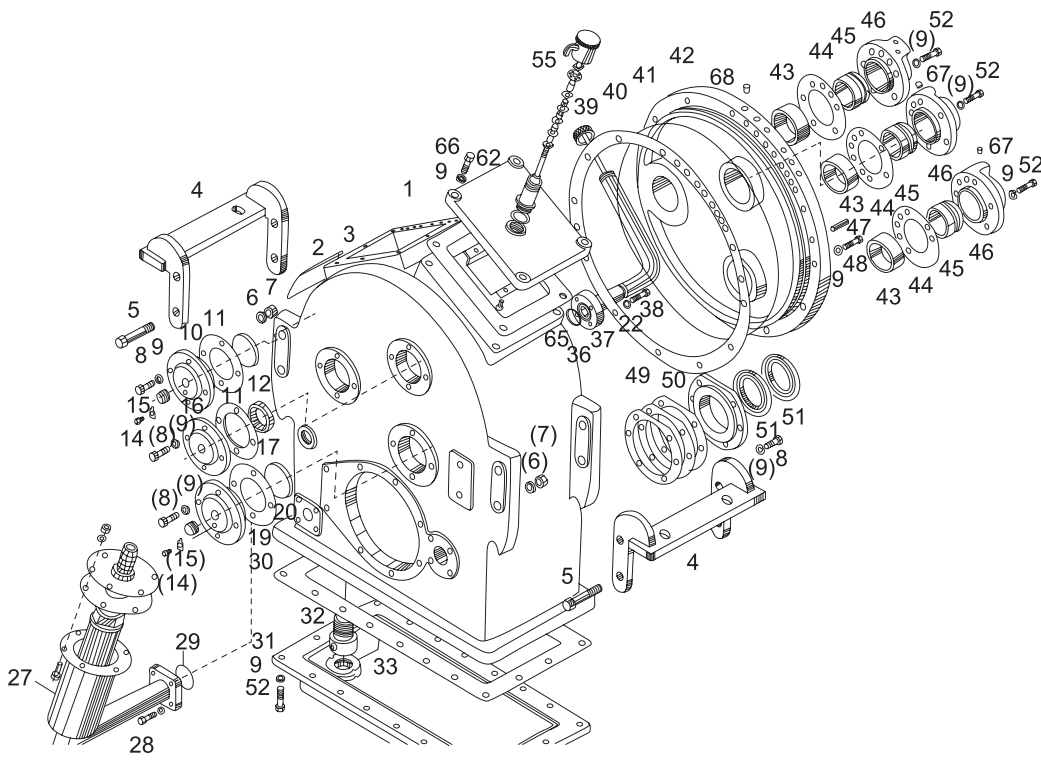
序号 NO.	部件号 PART NO.	零件名称 PART NAME		数量 QTY
1	ZL30G II -03201	连接板	Connect Plate	2
2	ZL30G II -03103	销轴	Pin Roll	2
3	DG931-A03203	操纵杆总成	Control Lever Assembly	1
4	DG931-03204A	摇摆臂	Rocket Arm	1
5	ZL30G II -03205	销轴	Pin Roll	1
6	ZL30G II -03206	支座	Support	1
7	ZL30G II -06111	挡板	Baffle	1
8	ZL30G II -06118	衬套	Bush	1
9	ZL30G II -06103	手柄套	Handle Sleeve	1
10	ZL50G2-03203	垫	Mat	1
11	ZL50G2-03211	复合套	Complex Sleeve	1
(1)	GB95 8	垫圈	Washer	2
(2)	GB91 2×25	开口销	Cotter	3
(3)	GB95 10	垫圈	Washer	1
(4)	GB5781 M12×25	螺栓	Bolt	2
(5)	GB93 12	垫圈	Washer	2
(6)	GB5781 M10×20	螺栓	Bolt	1
(7)	GB93 10	垫圈	Washer	1
(8)	GB894.2 22	弹簧保持环	Spring Retaining Ring	1

图15 变速箱(370801)
FIG.15 Transmisson



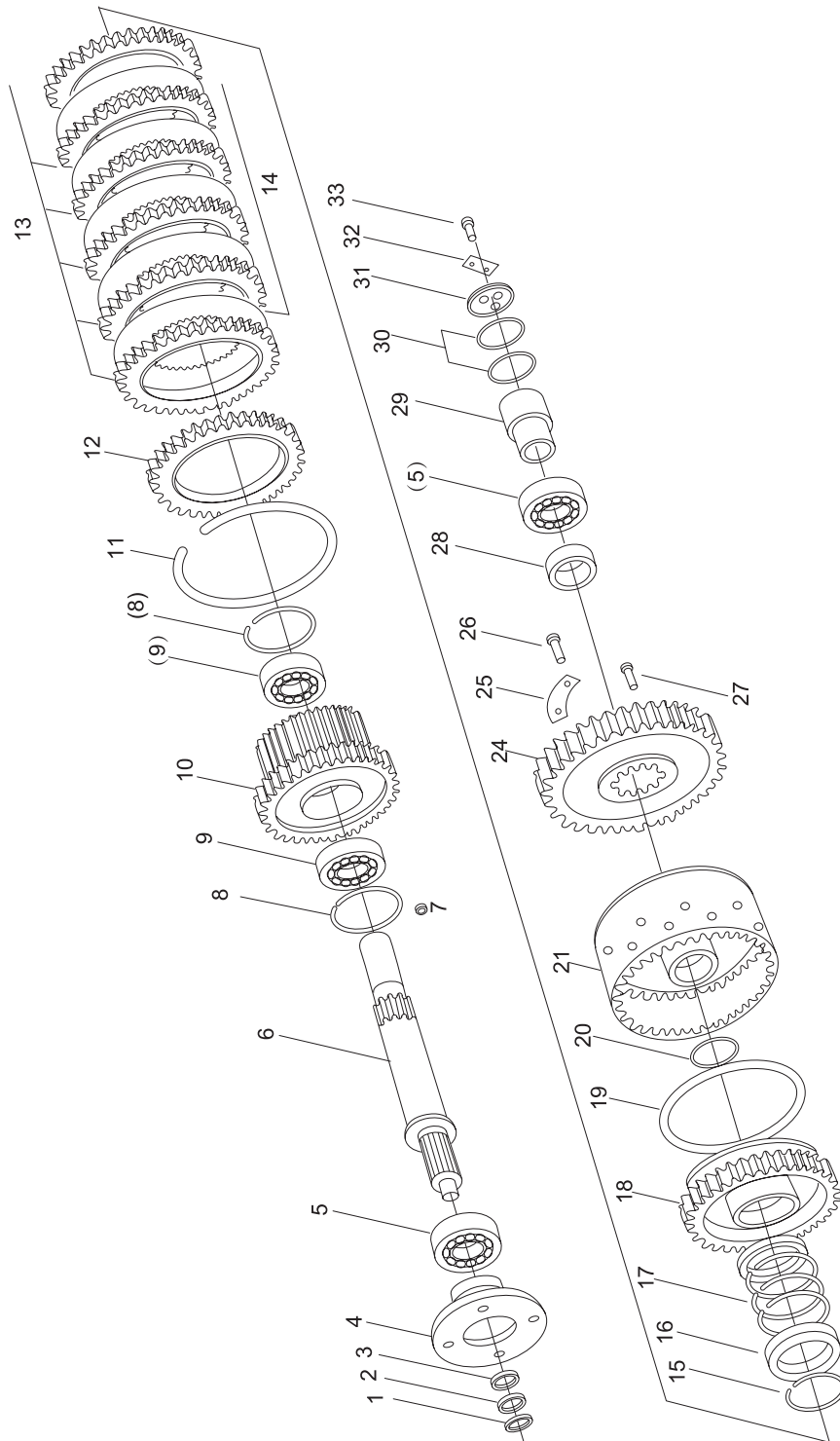
序号 NO.	部件号 PART NO.	零件名称 PART NAME		数量 QTY
0	DG938-03300	变速器	Transmission	1
1	BD08-00001	箱体	Casing	1
2	BD08-00000L	铭牌	Name Plate	1
3	04418-03060	标牌铆钉2x6	Trademark Rivet	4
4	BD08-03000	支架	Bracket	2
5	01010-51680	六角螺栓M16x80	Bolt	8
6	01602-21648	弹簧垫圈 16	Washer	8
7	01580-11613	六角螺母M16	Nut	8
8	01010-51025	六角螺栓 M10x25	Bolt	18
9	01602-21030	垫圈10	Washer	57
10	BD08-00002	端盖	End Cover	1
11	BD08-00006	纸垫	Paper Gasket	2
12	BD08-00004	调整环	Adjust Ring	1
13	BD08-00005	调整螺丝	Adjust Bolt	2
14	GB5783 M6 × 6	六角头螺栓M6x6	Bolt	2
15	BD08-00003	止动片	Lock Plate	2
16	BD08-00007	输入轴端盖	Import Shaft End Cover	1
17	BIU-19822	油封45x62x12	Oil Seal	1
18	BD08-00008	中间轴端盖	Middle Shaft End Cover	1
19	BD08-00010	纸垫	Paper Gasket	1
20	BD08-00009	挡油盖调整环	Ward Oil Cover Adjust Ring	1
27	BD08D-07000	滤清器总成	Filter Assembly	1
28	01010-50830	六角螺栓M8x30	Bolt	4
29	07000-03045	O形圈45X51X3.5	O-ring	1
30	BD08-00020	垫密片 δ 1	Gasket	1
31	BD08-00022	油底壳	Oil Pan	1
32	BD08-00037	吸油管	Oil-suction Tube	1
33	BD08-00038	永久磁铁	Magnet	1
34	07002-02434	O形圈	O-ring	1
35	07044-12412	螺塞	Plug	1
36	07000-03035	O形圈35X41X3.5	O-ring	1
37	BD08D-15000	油管总成	Vitta Assembly	1
38	01010-50830	六角螺栓 M18x30	Bolt	4
39	BD08D-14000	油管盖总成(含油尺)	Vitta Cover Assembly (Contain Oil Dipstick)	1
40	BD08-00036	垫	Gasket	1
41	BD08-00036A	O形橡胶圈	O-ring	1
42	BD08-00031	大端盖	Big End-cover	1

图15 变速箱(370801)
FIG.15 Transmisson



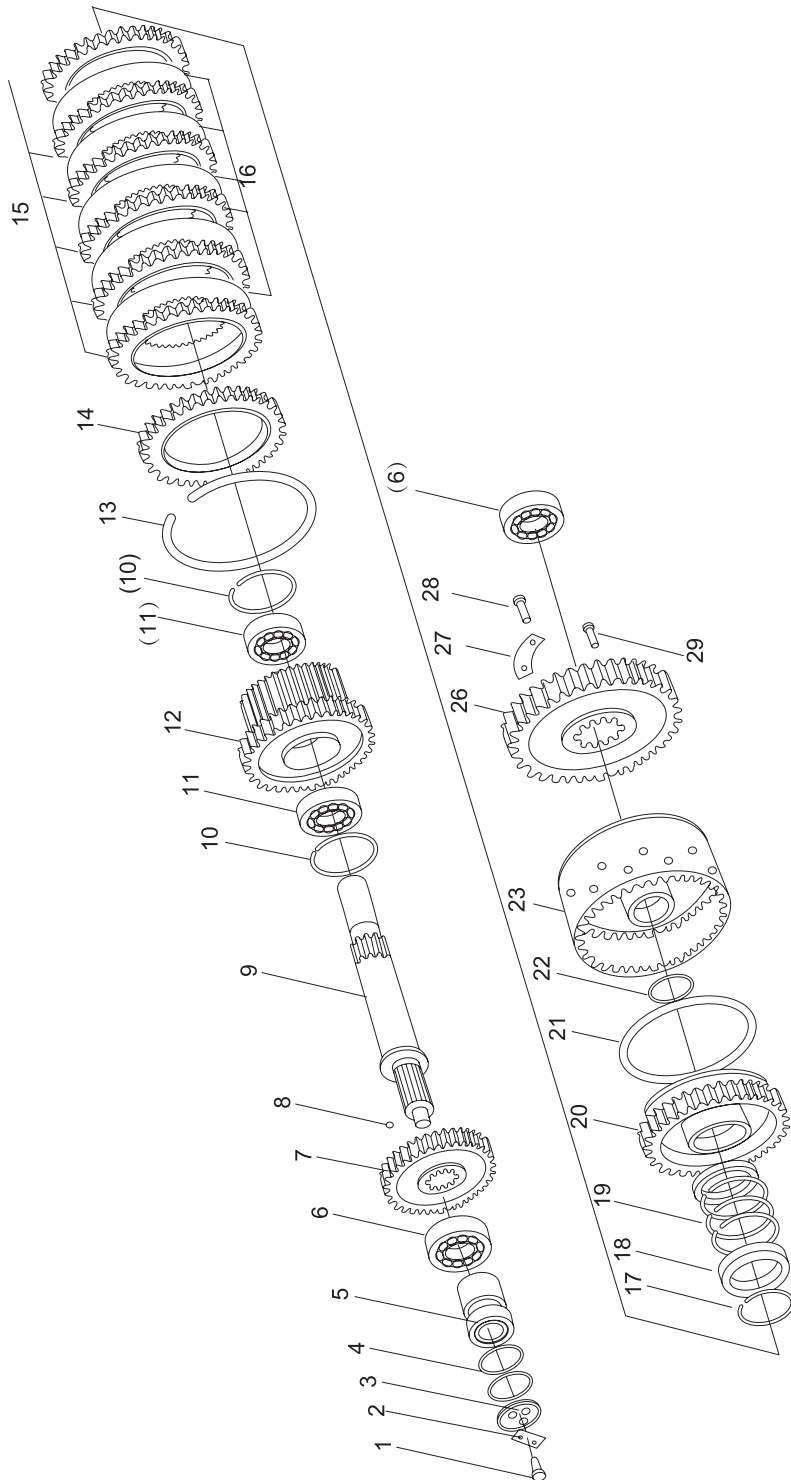
序号 NO.	部件号 PART NO.	零件名称 PART NAME	数量 QTY
43	BD08-00032	轴套 Shaft Sleeve	3
44	BD08-00033	垫片 Gasket	3
45	BD08-10002	外封轴套 Outside Shaft Sleeve	3
46	BD08-10001	进油端盖 Enter-oil End Cover	1
	BD08-10001A	进油端盖 Enter-oil End Cover	2
47	04020-01040	定位销 A10X40 Place Pin	1
48	01252-31030	圆柱内六角螺钉 Bolt	13
		M10X30	
49	BD08-00029	前输出轴调整垫片 Front Export Shaft Adjust Gasket	1组
50	BD08-00030	前输出轴封油盖 Front Export Shaft Cover	1
51	07012-00065JK	油封 65X90X10 Oil Seal	2
52	01010-51030	六角头螺栓 M10X30 Bolt	35
55	BD08-05000A	呼吸器 Rebreather	1
62	BD08-04000	盖板 Casing Cover	1
65	BD08-00025	纸垫0.5 Paper Gasket	1
66	014010-51035	六角头螺栓 M10X35 Bolt	4
67	07043-00108	螺塞RC1/8 Plug	6
68	07043-00108	螺塞 RC1/8 Plug	6
70	ZL30F-08018A	软轴支架 Bracket	1
71	ZL30F-08015A	接头 Joint	1
72	ZL30F-08015B	销 Pin	1
73	GB91 3.2X36	开口销3.2X36 Cotter Pin	1

图16 输入轴总成(370801)
FIG.16 Input Shaft Assembly



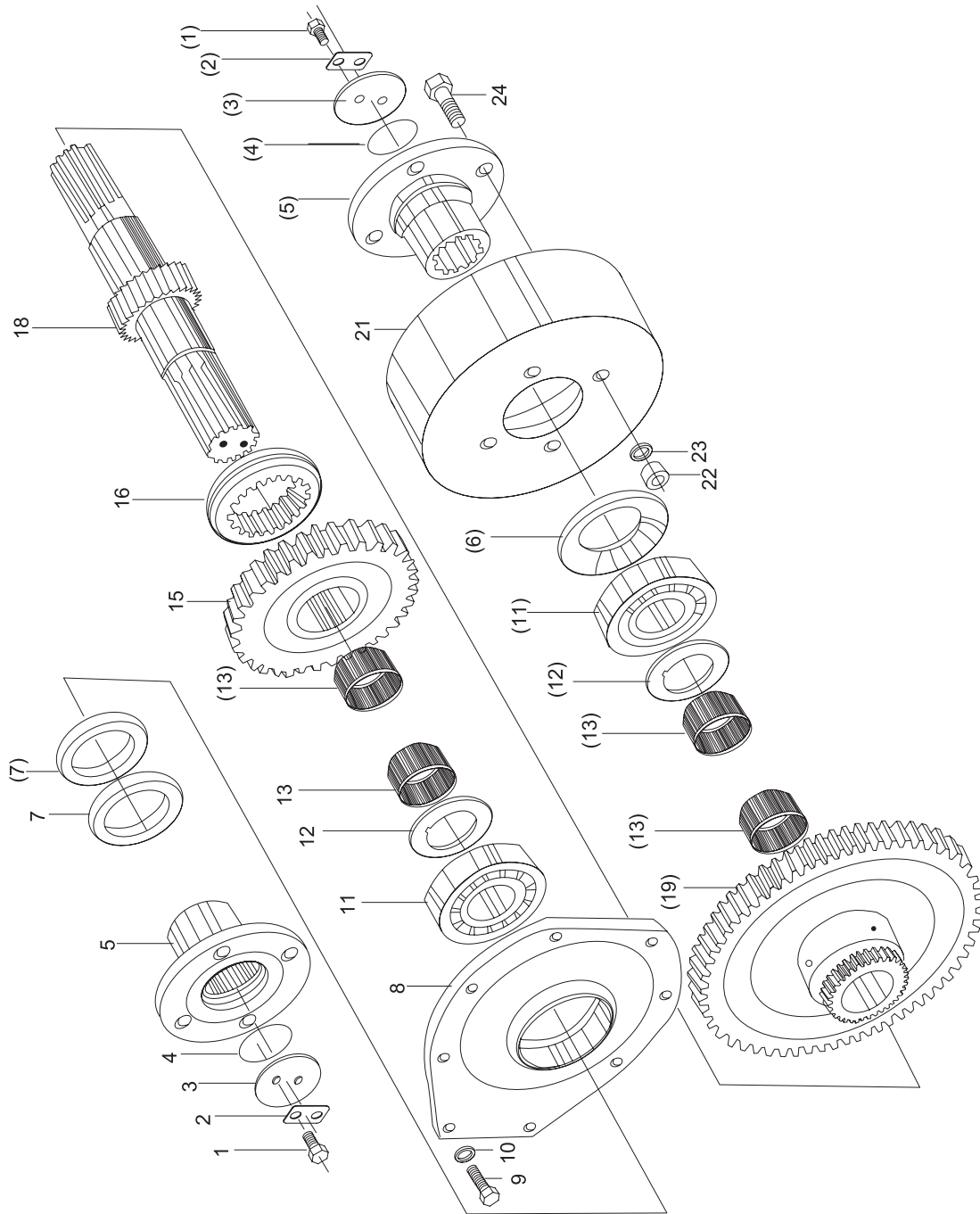
序号 NO.	部件号 PART NO.	零件名称 PART NAME	数量 QTY
1	01530-02010	小圆螺母M20×1.5 Small Round Nut	1
2	01658-02016	圆螺母垫圈20 Washer	1
3	BD08-00040	垫圈20 Washer	1
4	BD08-01000	输入法兰 Input Flange	1
5	GB297 32207	圆锥滚子轴承32207 Taper Roller Bearing	2
6	BD08-12009	输入轴 Input Shaft	1
7	BD08-12007	闷塞 Plug	1
8	04065-07525	孔用挡圈75 Ring For Hole	2
9	GB276 6009	向心球轴承6009 Radial Ball Bearing	2
10	BD08-12001	齿轮 Gear	1
11	BD08-12002	挡圈 Stop Collar	1
12	BD08-12003	外端盖 Outer End Cover	1
13	BD08-12200	外摩擦片 Ex. Friction Disc	6
14	BD08-12013	内摩擦片 In. Friction Disc	5
15	04064-06020	轴用弹性挡圈60 Snap Ring For Shaft	1
16	BD08-12014	弹簧座 Spring Seat	1
17	BD08-12004	弹簧 Spring	1
18	BD08-12012	活塞 Piston	1
19	BD08-12005	封油圈 Sealing Ring	1
20	GB1235 60×3.1	O形密封圈60×3.1 O-Ring	1
21	BD08-12100	离合器壳体总成 Clutch Case Assembly	1
24	BD08-12006	齿轮(Z=46) Gear	1
25	BD08-12011	止动垫 Stop Pad	4
26	01010-51025	六角螺栓M10×25 Bolt	8
27	04020-00822	圆柱销A8×22 Pin	2
28	BD08-12010	轴套 Bushing	1
29	BD08-12008	内封油套 Inner Sealing Sleeve	1
30	07018-10502	活塞环φ52 Piston Ring	2
31	BD08-00034	轴端挡板 Shaft End Baffle	1
32	BD08-00035	止动阀 Stop Valve	1
33	01010-50816	六角螺栓M8×16 Bolt	2

图17 中间轴总成(370801)
FIG.17 Intermediate Shaft Assembly



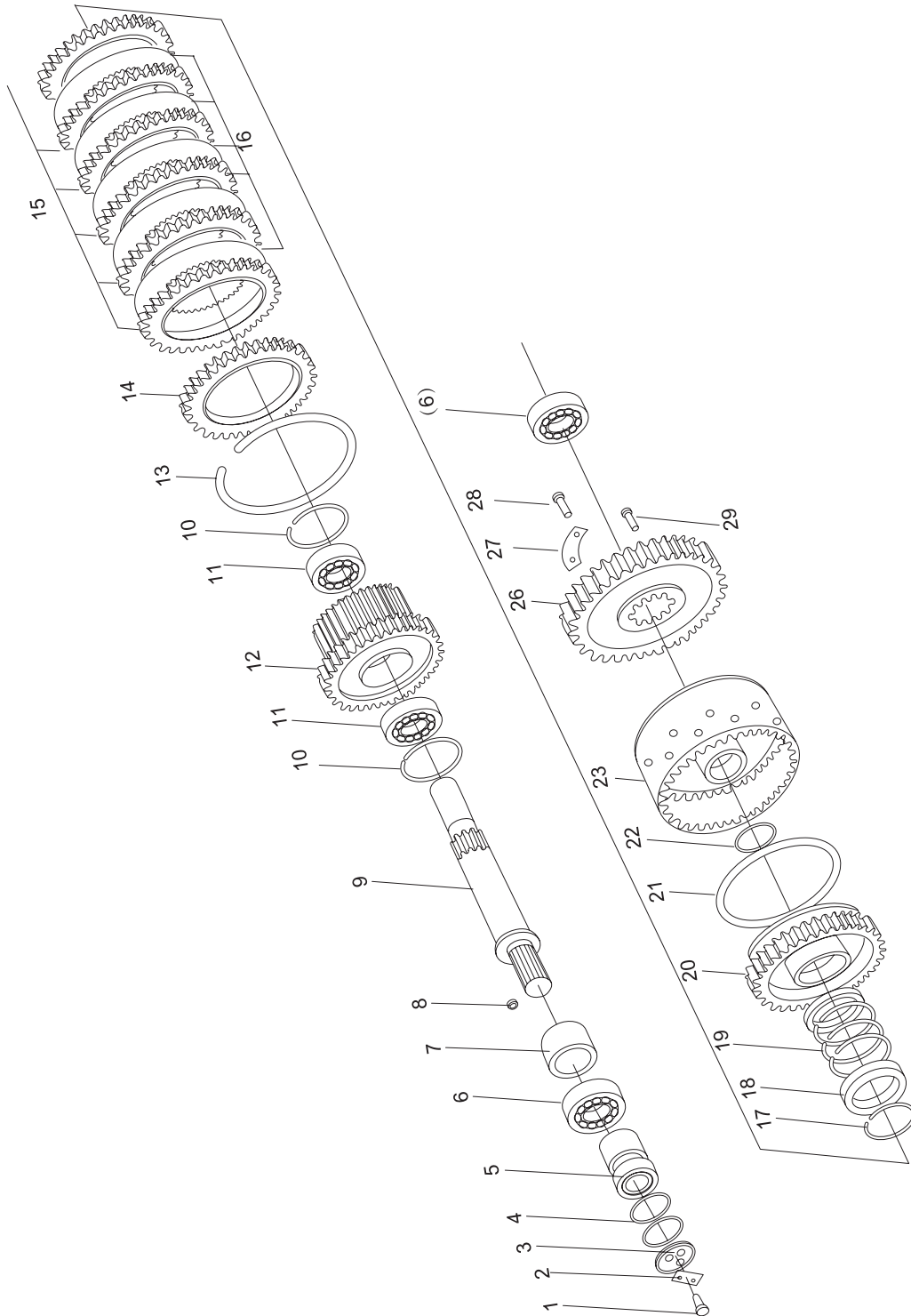
序号 NO.	部件号 PART NO.	零件名称 PART NAME	数量 QTY
1	01010-50816	六角螺栓M8×16 Bolt	2
2	BD08-00035	止动垫 Stop Pad	1
3	BD08-00034	轴端挡板 Shaft End Baffle	1
4	07018-10502	活塞环 φ52 Piston Ring	2
5	BD08-12008	内封油套 Inner Sealed Bush	1
6	GB297 32207	圆柱滚子轴承32007 Roller Bearing	2
7	BD08-11002	齿轮 Gear	1
8	BD08-12007	闷塞 Plug	1
9	BD08-11001	中间轴 Intermediate Shaft	1
10	04065-07525	孔用弹性挡圈75 Snap Ring For Hole	2
11	GB276 6009	向心球轴承6009 Radial Ball Bearing	2
12	BD08-11003	齿轮 Gear	1
13	BD08-12002	挡圈 Snap Ring	1
14	BD08-12003	外端盖 Outer End-cover	1
15	BD08-12200	外摩擦片 Ex. Friction Disc	6
16	BD08-12013	内摩擦片 In. Friction Disc	5
17	04064-06020	轴用弹性挡圈60 Snap Ring For Shaft	1
18	BD08-12014	弹簧座 Spring Seat	1
19	BD08-12004	弹簧 Spring	1
20	BD08-12012	活塞 Piston	1
21	BD08-12005	封油圈 Sealing Ring	1
22	GB1235 60×3.1	O形密封圈60×3.1 O-ring	1
23	BD08-12100	离合器壳体总成 Clutch Case Assembly	1
26	BD08-11004	齿轮 Gear	1
27	BD08-12011	止动垫 Stop Pad	4
28	01010-51025	六角螺栓M10×25 Bolt	8
29	04020-00822	圆柱销A8×22 Pin	2

图18 输出轴总成(370801)
FIG.18 Output Shaft Assembly



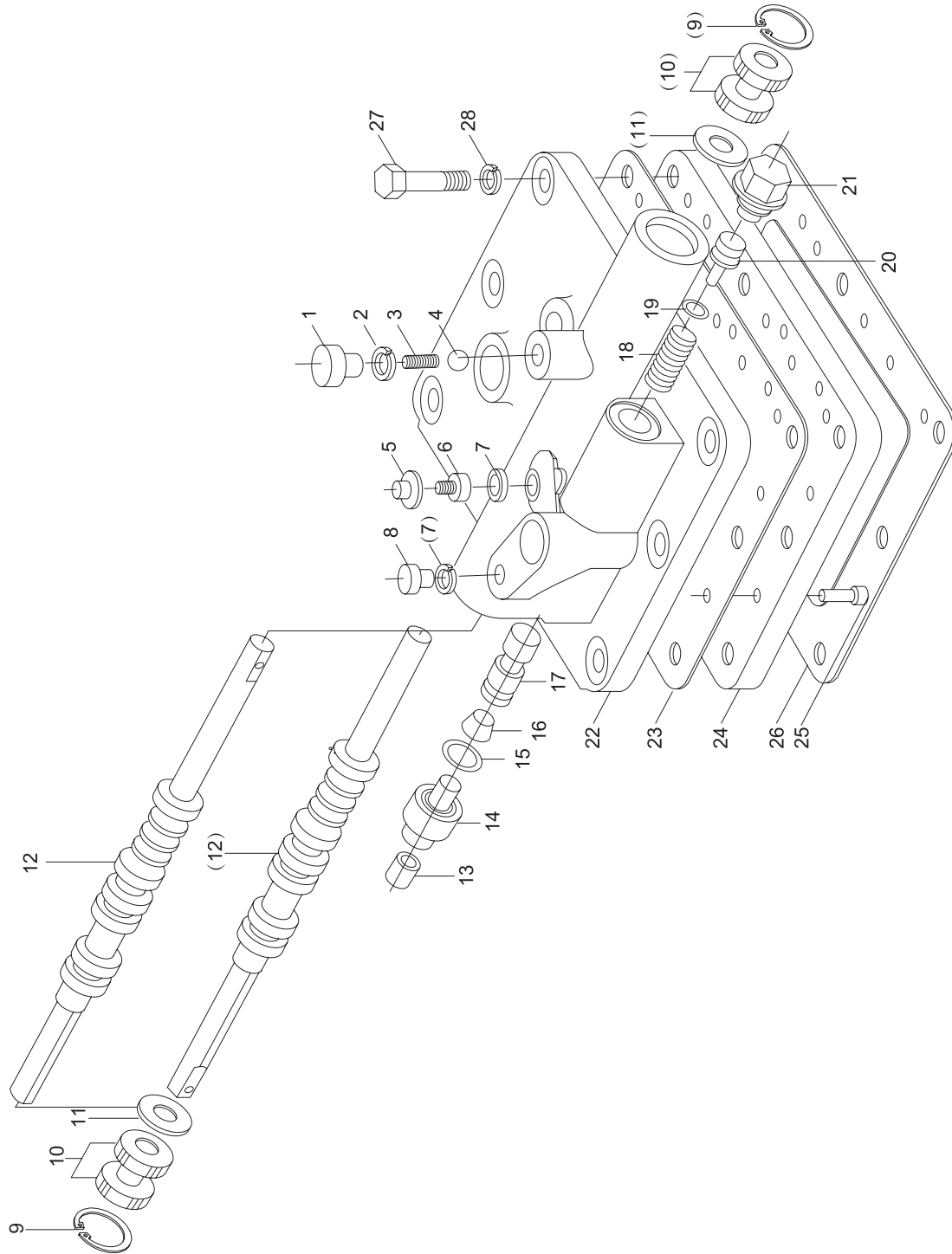
序号 NO.	部件号 PART NO.	零件名称 PART NAME	数量 QTY
1	01010-51030	螺栓M10×30 Bolt	4
2	BD08-00013	止动垫 Stop Pad	2
3	BD08-00012	压板 Pressure Plate	2
4	BD08-00042	O形密封圈39×7 O-ring	2
5	BD08-02000	输出轴法兰 Flange, Output Shaft	2
7	07012-00065JK	油封65×90×10 Oil Seal	2
8	BD08-00011	输出轴后端盖 Rear End-cover, Output Shaft	1
9	01010-51030	六角头螺栓M10×30 Bolt	8
10	01602-21030	垫圈10 Washer	8
11	GB276 6310	球轴承310 Ball Bearing	2
12	BD08-00015	止推环80×50×5 Thrust Ring	2
13	BD08-00016	衬套5530 Bushing	4
15	BD08-00017	齿轮(Z=36) Gear	1
16	BD08-00018	高低档滑动齿套 High-low Speed Sliding Sleeve	1
18	BD08-00014	输出轴 Output Shaft	1
19	BD08-00021	齿轮 Gear	1
22	01580-01411(01582-01411)	螺母M14(M14×1.5)(选装) Nut(Selected)	4
23	01602-21442	弹簧垫圈14 Spring Washer	4
24	01010-51440(01050-51455)	六角头螺栓M14×40 Bolt(Selected) (M14×1.5×55)(选装)	4

图19 倒档轴总成(370801)
FIG.19 Astern Shaft Assembly



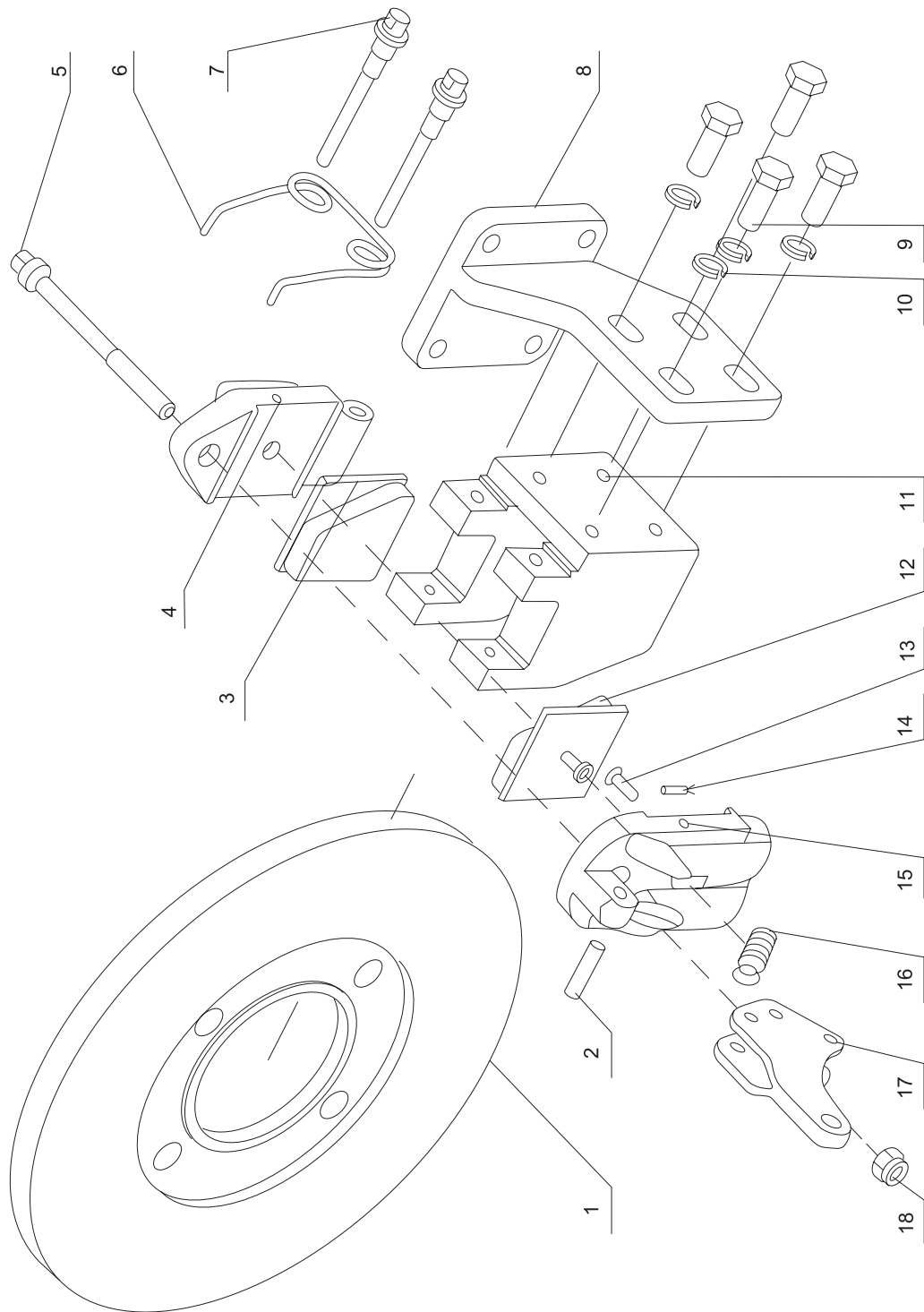
序号 NO.	部件号 PART NO.	零件名称 PART NAME		数量 QTY
1	01010-50816	六角螺栓M8×16	Bolt	2
2	BD08-00035	止动垫	Stop Pad	1
3	BD08-00034	轴端挡板	Shaft End Baffle	1
4	07018-10502	活塞环 φ52	Piston Ring	2
5	BD08-12008	内衬油套	Neck Bush	1
6	GB297 32207	圆锥滚子轴承32207	Taper Roller Bearing	2
7	BD08-13002	轴套	Sleeve	1
8	BD08-12007	闷塞	Plug	1
9	BD08-13001	倒档轴	Astern Shaft	1
10	04065-07525	孔用弹性挡圈75	Snap Ring For Hole	2
11	GB276 6009	向心球轴承6009	Radial Ball Bearing	2
12	BD08-13003	齿轮	Gear	1
13	BD08-12002	挡圈	Snap Ring	1
14	BD08-12003	外端盖	Outer End-cover	1
15	BD08-12200	外摩擦片	Ex. Friction Disc	6
16	BD08-12013	内摩擦片	In. Friction Disc	5
17	04064-06020	轴用弹性挡圈60	Snap Ring For Shaft	1
18	BD08-12014	弹簧座	Spring Seat	1
19	BD08-12004	弹簧	Spring	1
20	BD08-12012	活塞	Piston	1
21	BD08-12005	封油圈	Sealing Ring	1
22	GB1235 60×3.1	O形密封圈60×3.1	O-ring	1
23	BD08-12100	离合器壳体总成	Clutch Case Assembly	1
26	BD08-13004	齿轮	Gear	1
27	BD08-12011	止动垫	Stop Pad	4
28	01010-51025	六角螺栓 M10×25	Bolt	8
29	04020-00822	圆柱销A8×22	Pin	2

图20 操纵阀总成(370801)
FIG.20 Control Valve Assembly



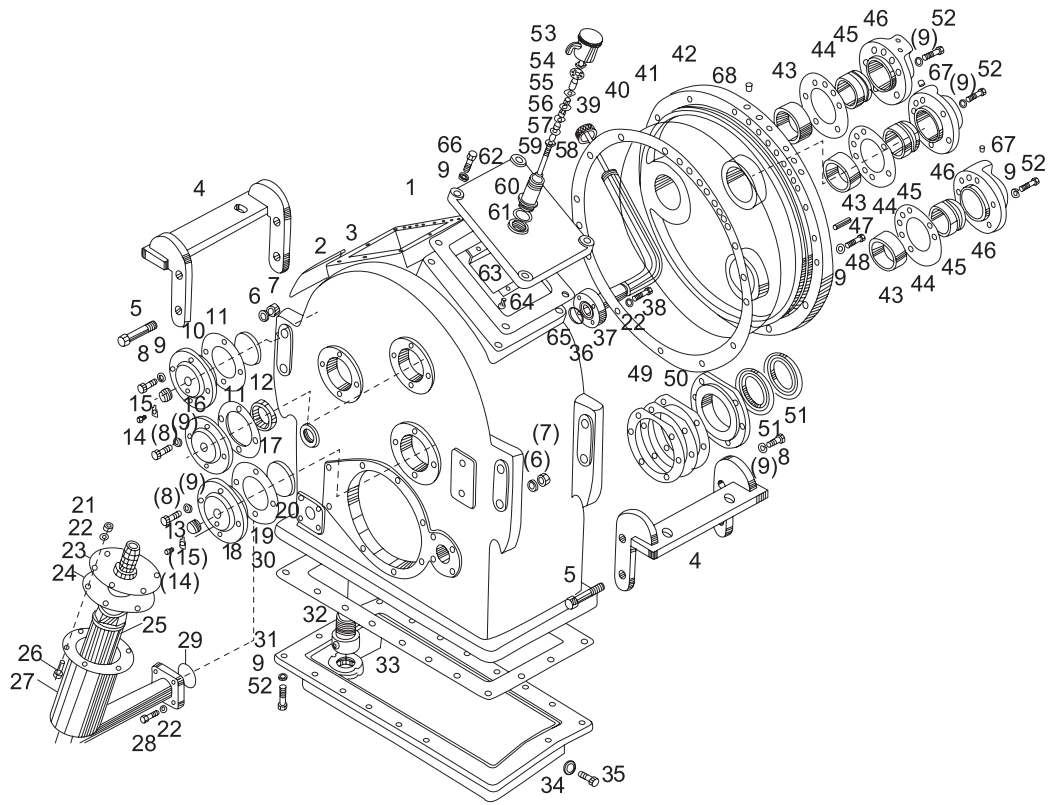
序号 NO.	部件号 PART NO.	零件名称 PART NAME	数量 QTY
0	ZL20-X2	操纵阀总成 Control Valve Assembly	1
1	ZL20-06001	螺钉 Screw	1
2	ZL20-06002	垫圈 Washer	1
3	ZL20-06003	弹簧 Spring	1
4	GB308 10	钢球 Steel Ball	1
5	ZL20-06004	防尘套 $\phi 10$ Dust Cover	1
6	ZL20-06005	测压接头 Joint	1
7	ZL20-06006	测压接头垫圈 Washer	2
8	Q20-01	螺塞M10 \times 1-6h Plug Screw	1
9	GB893.2 30	孔用挡圈 Circlip	2
10	JB2600 14X30X10	油封 Oil Seal	4
11	ZL20-06007	调整垫圈 Adjusting Washer	2
12	ZL20-06008	操纵滑阀 Control Sliding Valve	1
13	ZL20-06009	防尘套 $\phi 10$ Dust Cover	1
14	ZL20-06010	螺塞 Plug Screw	1
15	Q26-01	O形圈22 \times 2.5 O-ring	1
16	ZL20-06011	皮碗 Cup	1
17	ZL20-06012	制动滑阀 Brake Sliding Valve	1
18	ZL20-06013	弹簧 Spring	1
19	Q26-01	O形圈16 \times 2 O-ring	1
20	ZL20-06014	弹簧座 Spring Seat	1
21	ZL20-06015	螺塞 Plug Screw	1
22	ZL20-06016	阀体 Valve	1
23	ZL20-06017	纸垫 $\delta 0.5$ Paper Gasket	1
24	ZL20-06018	底板 Bottom Plate	1
25	GB70 M6X16	圆柱头内六角螺钉 Screw	15
26	ZL20-06001	纸垫 Paper Gasket	1
27	01010-51045	六角螺栓M10 \times 45 Bolt	8
28	01602-21030	垫圈10 Washer	8

图21 驻车制动器总成(370801)
FIG.21 Parking Brake Assembly



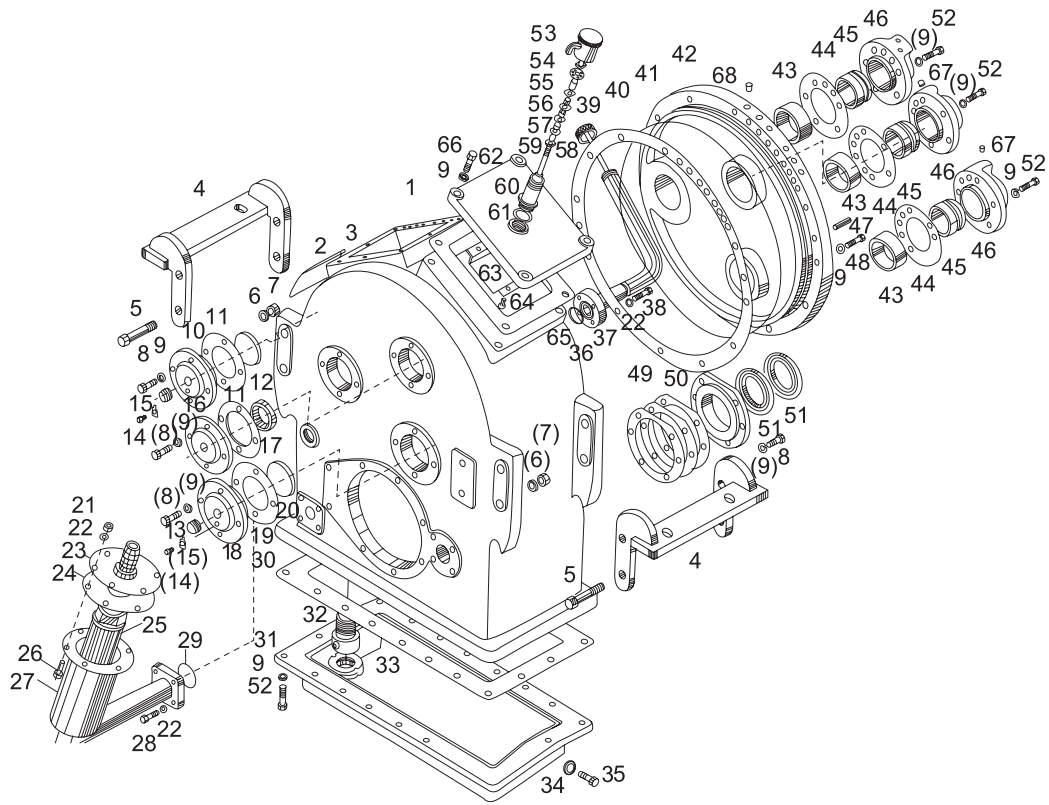
序号 NO.	部件号 PART NO.	零件名称 PART NAME		数量 QTY
0	TC30H	驻车制动器总成	Parking Brake Assembly	1
1	TC30.2	制动盘	Brake Disc	1
2	ZL16.15.2-7	销轴	Pin Roll	1
3	ZL16.15.2.1A(.3B)	制动片	Brake Block	1
4	TC30.3	小托架	Small Support	1
5	TC30.4	调整螺栓	Adjusting Bolt	1
6	TC30.0-2	回位弹簧L	Release Spring	1
7	TC30.5	固定轴	Stationary Shaft	2
8	TC30.1	支架	Bracket	1
9	GB5781 M10×25	螺栓	Bolt	4
10	GB93 M10	垫圈	Washer	4
11	TC30.6	支座	Support	1
12	ZL16.15.2.1B(.3A)	制动片	Brake Disc	1
13	ZL16.15.2-8	拉销	Pull Pin	1
14	GB91 1.6×16	开口销	Cotter	1
15	ZL30-03L-3	托架(D)	Support	1
16	ZL30-03L-2	弹簧	Spring	1
17	ZL20-038000J-1	拉柄	Pull Grip	1
18	GB6182 M8	螺母	Nut	1

图22 BS428变速箱
FIG.22 Transmission



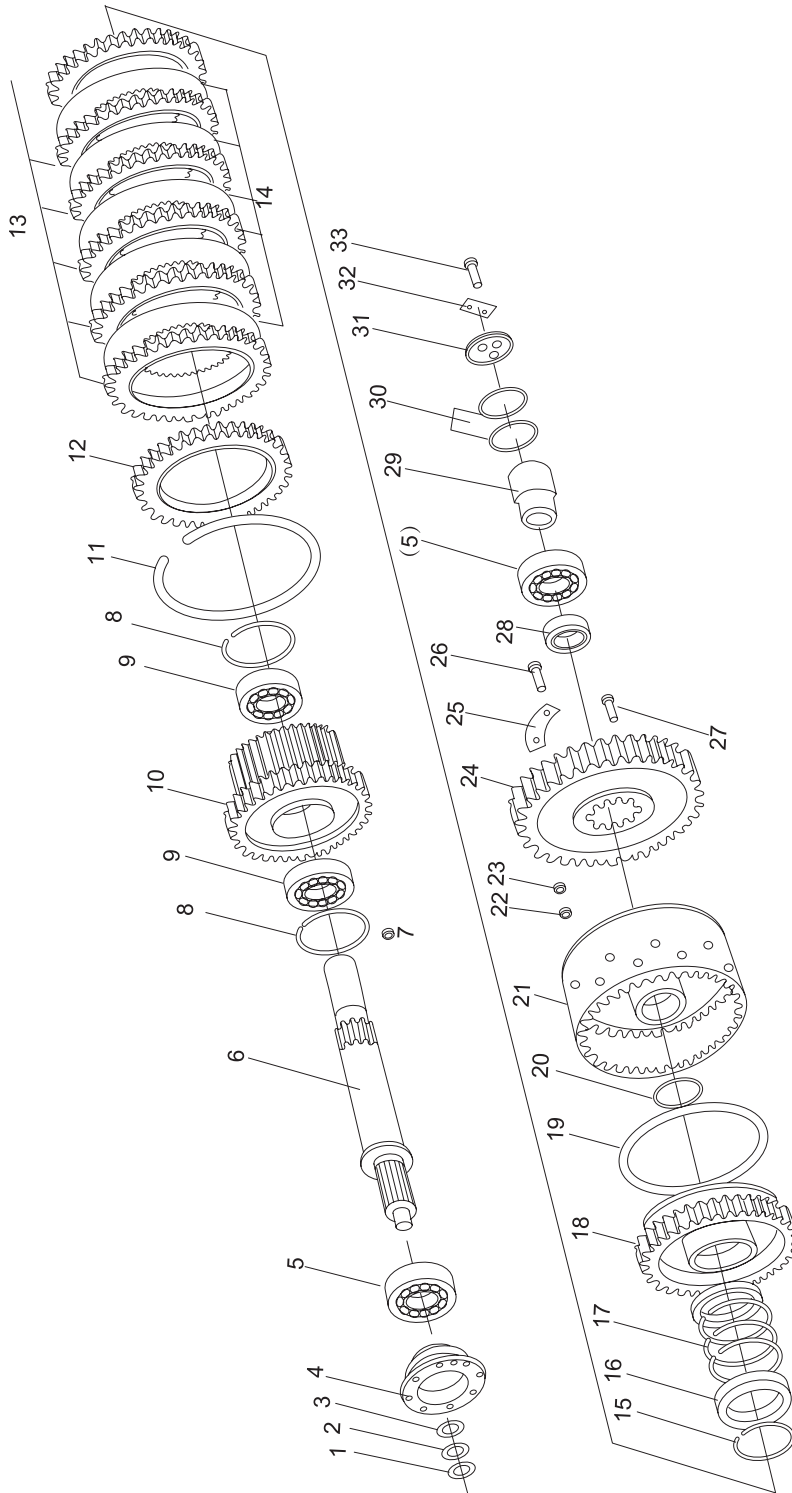
序号 NO.	部件号 PART NO.	零件名称 PART NAME		数量 QTY
1	ZL20-030001	箱体	Casing	1
2	403091	铭牌	Name Plate	1
3	GB827 2×6	标牌铆钉	Trademark Rivet	4
4	ZL20-030057	支架	Bracket	2
5	GB5783 M16×75	六角螺栓	Bolt	8
6	GB93 16	弹簧垫圈	Spring Washer	8
7	GB6170 M16	六角螺母	Nut	8
8	GB5783 M10×25	六角螺栓	Bolt	18
9	GB93 10	垫圈	Washer	57
10	ZL20-030003	端盖	End Cover	1
11	ZL20-030002	纸垫	Paper Gasket	2
12	ZL20-030005	调整环	Adjust Ring	1
13	ZL20-030006	调整螺丝	Adjust Screw	2
14	GB5783 M6×6	六角头螺栓	Bolt	2
15	ZL20-030004	止动片	Stop Pad	2
16	ZL20-030008	输入轴端盖	Input Shaft End Cover	1
17	HG4-692 45×62×12	油封	Oil Seal	1
18	ZL20-030058	中间轴端盖	Middle Shaft End Cover	1
19	ZL20-030025	纸垫	Paper Gasket	1
20	ZL20-030059	挡油盖调整环	Ward Oil Cover Adjust Ring	1
21	GB6170 M8	螺母	Nut	6
22	GB93 8	垫圈	Washer	14
23	ZL20-030062-2W1	接头	Joint	1
	ZL20-030062-2W1X9	接头法兰	Joint Flange	1
	ZL20-030062-2W1X3	接头	Joint	1
24	ZL20-030062-4	垫片	Washer	1
25	WL-100×100-J	滤芯	Oil Filter	1
26	GB5783 M8×25	螺栓	Bolt	6
27	ZL20-030062-3W1	法兰接头	Flange Joint	1
	ZL20-030062-2W1X3	法兰接头	Flange Joint	1
	ZL20-030062-EW1X9	法兰接头	Flange Joint	1
28	GB5783 M8×25	六角螺栓	Bolt	4
29	Q26-01	O形圈50×4	O-ring	1
30	ZL20-030020	垫密片 δ1	Gasket	1
31	ZL20-034001	油底壳	Oil Sump	1
32	ZL20-03007	吸油管	Oil-suction Pipe	1
33	ZL20-030043	永久磁铁	Permanent Magnet	1
34	ZL20-034004	垫圈	Washer	1

图22 BS428变速箱
FIG.22 Transmission



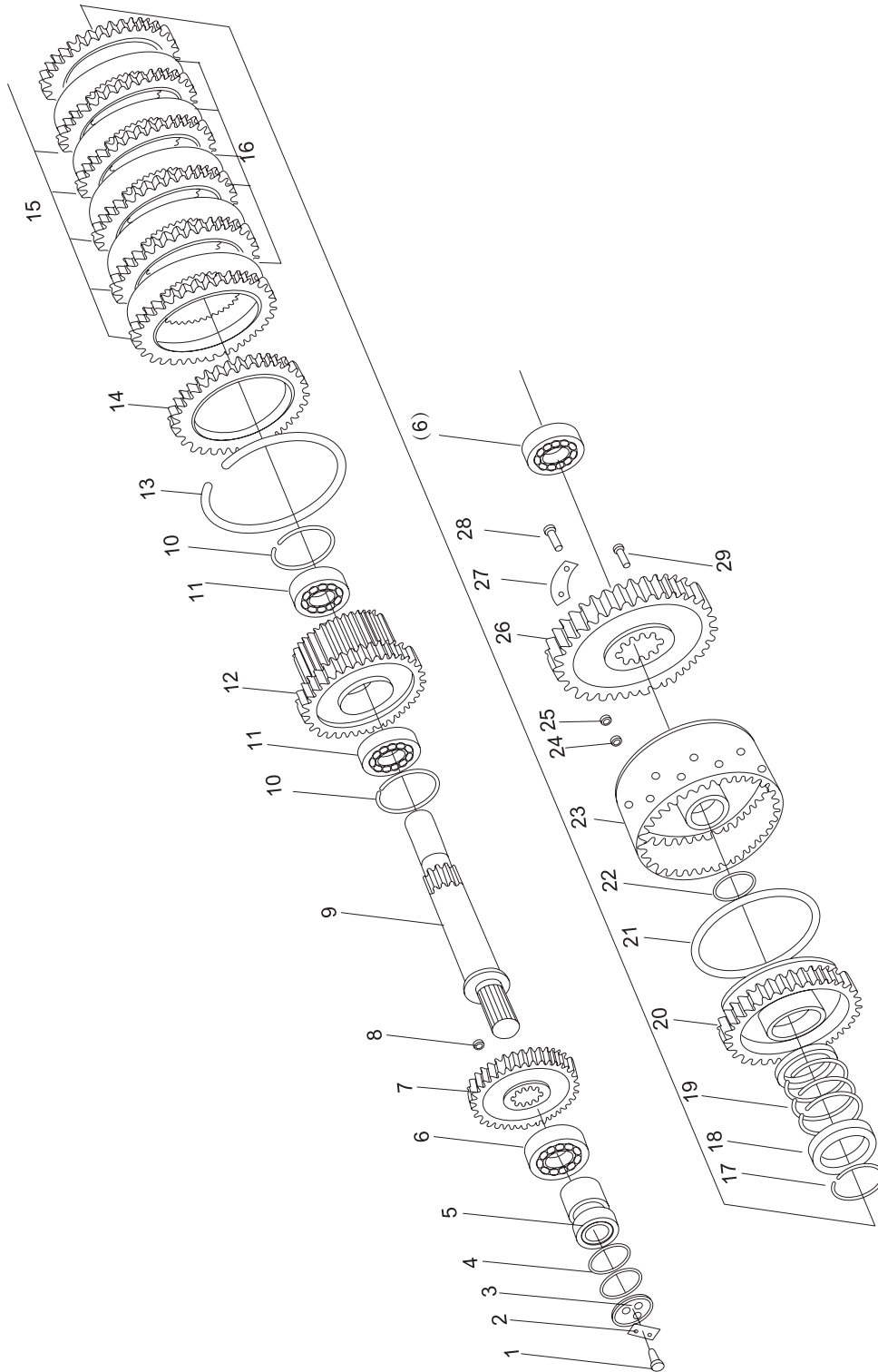
序号 NO.	部件号 PART NO.	零件名称 PART NAME	数量 QTY	
35	Q20-01	螺塞M20×1.5	Plug	1
36	GB1235 40×3.1	O形圈	O-ring	1
37	ZL20-037100	油管头	Oil Pipe Joint	1
	ZL20-037100X2	油管头	Oil Pipe Joint	1
	ZL20-037100X3	油管头	Oil Pipe Joint	1
	ZL20-037100X4	油管头	Oil Pipe Joint	1
	ZL20-037100X9	油管头	Oil Pipe Joint	1
38	GB5783 M8×30	六角螺栓	Bolt	4
39	ZL20-037200	油管盖	Oil Paper Cover	1
40	ZL20-030063	大端盖纸垫	Gasket	1
41	ZL20-030033	O形橡胶圈	O-ring	1
42	ZL20-031000	大端盖	Big End Cover	1
43	ZL20-030032	轴套	Bushing	3
44	ZL20-030031	垫片	Washer	3
45	ZL20-035002	外封轴套	Bushing	3
46	ZL20-035001	进油端盖	Inlet End Cover	3
47	GB119 A10×40	定位销	Position Pin	1
48	GB70 M10×30	圆柱内六角螺钉	Socket Head Cap Screw	13
49	ZL20-030022	输出轴调整垫片	Adjust Washer	1
50	ZL20-030026	前输出轴封油盖	Sealing Cover	1
51	HG4-692 65×90×12	油封	Oil Seal	2
52	GB5783 M10×30	六角头螺栓	Bolt	35
53	ZL20-030101	通风器盖	Aerator Hood	1
54	GB39 M6	方螺母	Square Nut	1
55	ZL20-030103	通风片	Aeration Piece	1
56	ZL20-030105	铜套	Copper Sleeve	1
57	ZL20-030106	迷宫片	Labyrinth Plate	5
58	ZL20-030107	铜隔套	Copper Sleeve	4
59	ZL20-030102	长螺丝	Long Screw	1
60	ZL20-030109	壳体	Casing	1
61	ZL20-030108	纸垫	Paper Gasket	1
62	ZL030039	箱盖	Casing Cover	1
63	ZL20-030060	挡油盖	Cover Sheet	1
64	GB867 4×18	半圆头铆钉	Rivet	4
65	ZL20-030040	纸垫0.5	Paper Gasket	1
66	GB5783 M10×35	半圆头螺栓	Bolt	4
67	Q21-34	闷塞7	Plug	6
68	ZL20-031005	闷塞	Plug	6

图23 BS428输入轴总成
FIG.23 Input Shaft Assembly



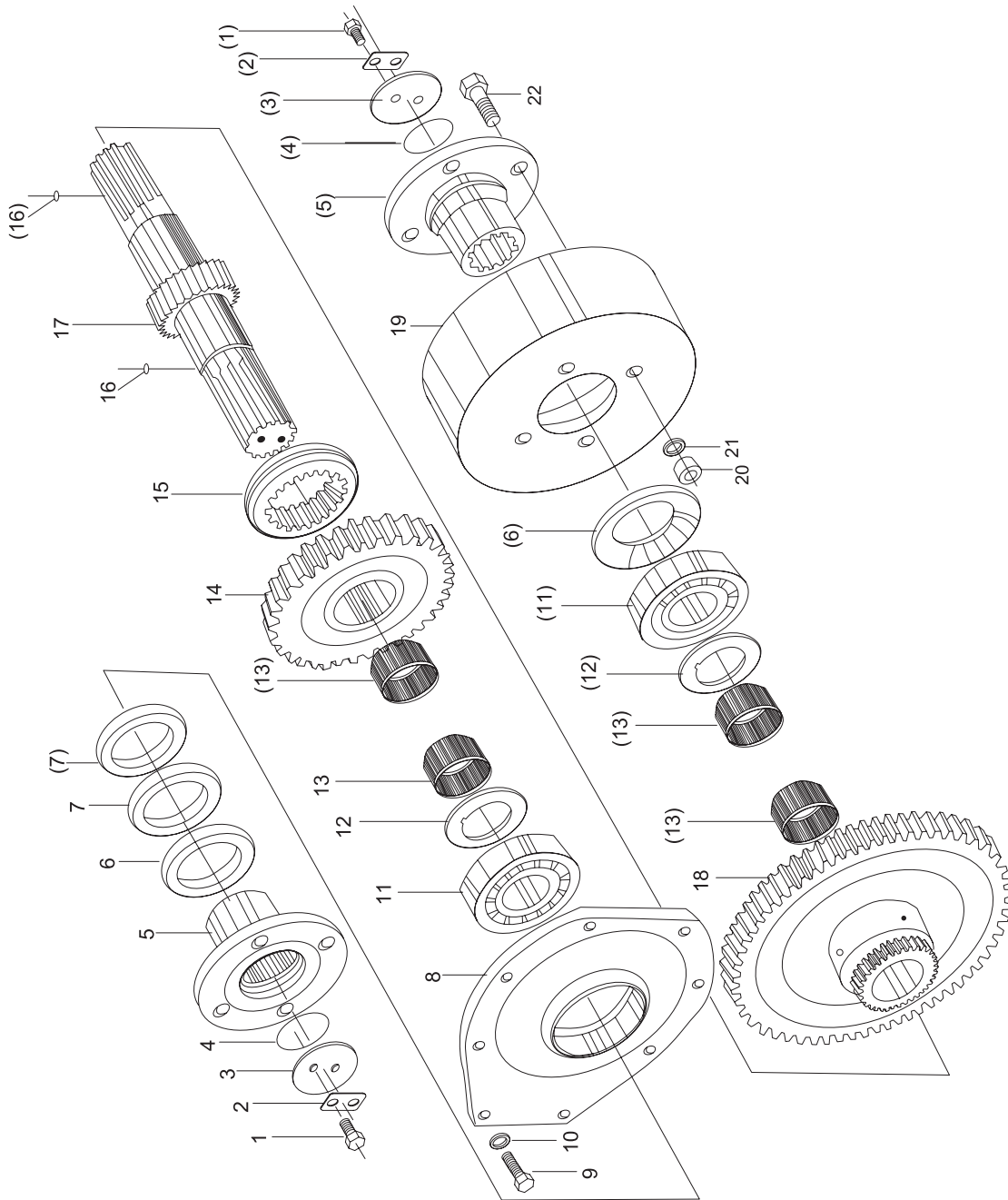
序号 NO.	部件号 PART NO.	零件名称 PART NAME	数量 QTY
0	ZL20-032000X1	输入轴总成 Input Shaft Assembly	1
1	GB810 M20×1.5	小圆螺母 Small Round Nut	1
2	GB858 20	圆螺母止动垫圈 Stop Washer	1
3	ZL20-032011	垫圈20 Washer	1
4	ZL20-030061X1	凸缘总成 Flange Assembly	1
5	GB297 7507	圆锥滚子轴承 Taper Roller Bearing	2
6	ZL20-032008	输入轴 Input Shaft	1
7	ZL20-032009	螺塞9 Plug	1
8	GB893.2 75	孔用挡圈 Ring For Hole	2
9	GB276 109	向心球轴承 Redial Ball Bearing	2
10	ZL20-032007	齿轮(Z=38) Gear	1
	ZL20-032007X1	齿轮(Z=33) Gear	1
11	ZL20-032101	挡圈 Stop Collar	1
12	ZL20-032102	外端盖 Outer End Cover	1
13	ZL20-032104	外摩擦片 Ex. Friction Disc	6
14	ZL20-032103	内摩擦片 In. Friction Disc	5
15	GB894.2 60	轴用弹性挡圈 Snap Ring For Shaft	1
16	ZL20-032110	弹簧座 Spring Seat	1
17	ZL20-032108	弹簧 Spring	1
18	ZL20-032016	活塞 Piston	1
19	ZL20-032107	封油圈 Sealing Ring	1
20	GB1235 60×3.1	O形密封圈 O-ring	1
21	ZL20-032105	离合器壳体总成 Clutch Case Assembly	1
22	GB308 5	钢球 Steel Ball	1
23	ZL20-032109	阀座 Valve Seat	1
24	ZL20-032010X1	齿轮(Z=46) Gear	1
	ZL20-032003	齿轮(Z=49) Gear	1
25	ZL20-032006	止动垫 Stop Pad	4
26	GB5783 M10×25	六角螺栓 Bolt	8
27	GB119 A8×22	圆柱销 Pin	2
28	ZL20-032004	轴套 Bushing	1
29	ZL20-032003	内封油套 Inner Sealing Sleeve	1
30	CA10-350914-A	活塞环φ52 Piston Ring	2
31	ZL20-032002	轴端挡板 Shaft End Baffle	1
32	ZL20-032001	止动阀 Stop Valve	1
33	GB5783 M8×16	六角螺栓 Bolt	2

图24 BS428中间轴总成
FIG.24 Intermediate Shaft Assembly



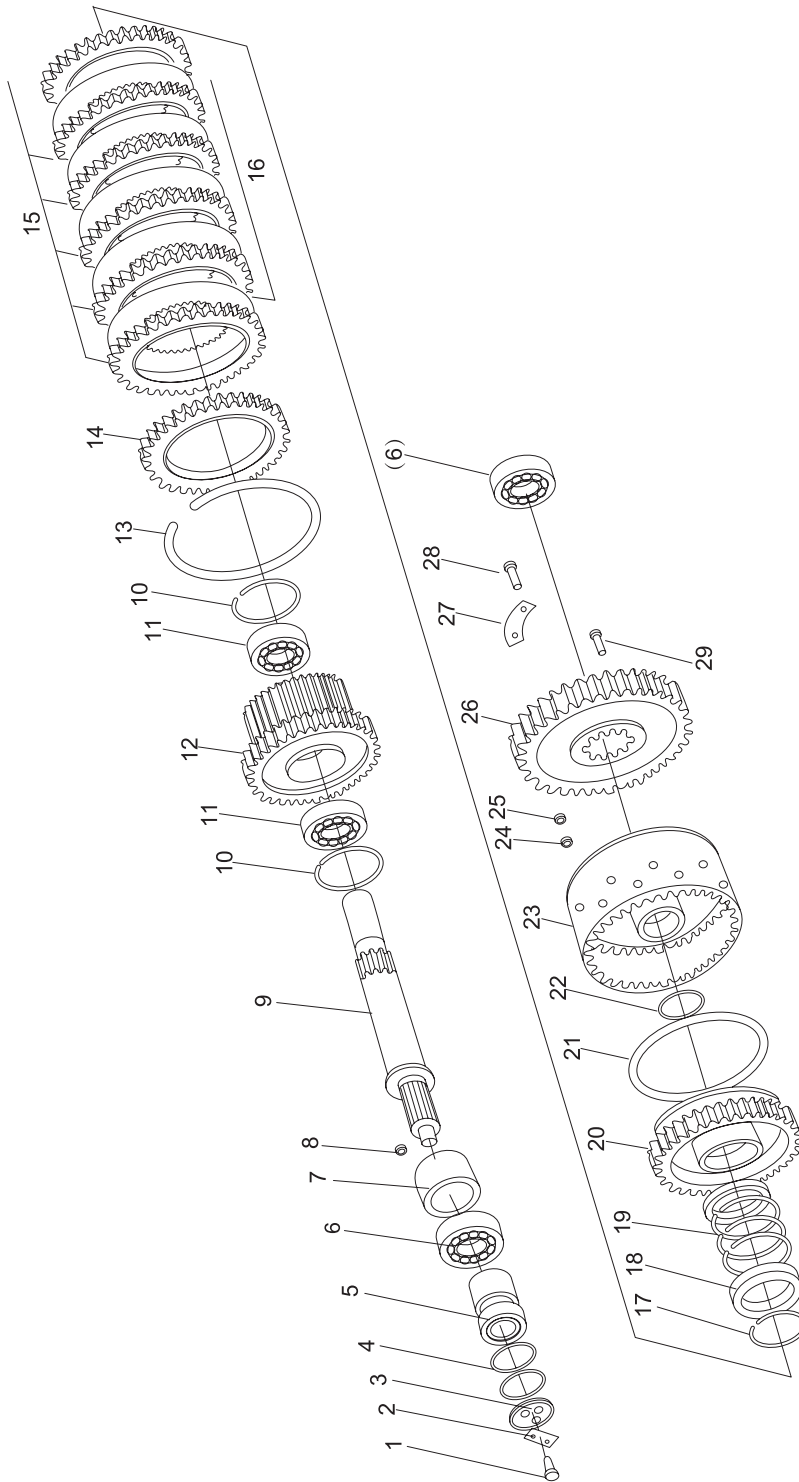
序号 NO.	部件号 PART NO.	零件名称 PART NAME	数量 QTY
0	ZL20-033000X1	中间轴总成 Intermediate Shaft Assembly	1
1	GB5783 M8×16	六角螺栓 Bolt	2
2	ZL20-032001	止动垫 Stop Pad	1
3	ZL20-032002	轴端挡板 Shaft End Baffle	1
4	CA10-3509164A	活塞环 φ52 Piston Ring	2
5	ZL20-032003	内封油套 Inner Sealed Bush	1
6	GB297 7507	圆柱滚子轴承 Roller Bearing	2
7	ZL20-033001X1	齿轮(Z=24) Gear	1
	ZL20-033001	齿轮(Z=27) Gear	1
8	ZL20-032009	闷塞9 Plug	1
9	ZL20-032002	中间轴 Intermediate Shaft	1
10	GB893.1 ~ 2 75	孔用弹性挡圈 Snap Ring For Hole	2
11	GB276 109	向心球轴承 Radial Ball Bearing	2
12	ZL20-033004X1	齿轮(Z=41) Gear	1
	ZL20-032007	齿轮(Z=38) Gear	1
13	ZL20-032101	挡圈 Snap Ring	1
14	ZL20-032102	外端盖 Outer End-Cover	1
15	ZL20-032104	外摩擦片 Ex. Friction Disc	6
16	ZL20-032103	内摩擦片 In. Friction Disc	5
17	GB894.2 60	轴用弹性挡圈 Snap Ring For Shaft	1
18	ZL20-032110	弹簧座 Spring Seat	1
19	ZL20-032108	弹簧 Spring	1
20	ZL20-032106	活塞 Piston	1
21	ZL20-032107	封油圈 Sealing Ring	1
22	GB1235 60×3.1	O形密封圈 O-ring	1
23	ZL20-032105	离合器壳体总成 Clutch Case Assembly	1
24	GB308 5	钢球 Steel Ball	1
25	ZL20-032109	阀座 Valve Seat	1
26	ZL200933995X1	齿轮(Z=54) Gear	1
	ZL20-033003	齿轮(Z=49) Gear	1
27	ZL20-032006	止动垫 Stop Pad	4
28	GB5783 M10×25	六角螺栓 Bolt	8
29	GB119 A8×22	圆柱销 Pin	2

图25 BS428输出轴总成
FIG.25 Output Shaft Assembly



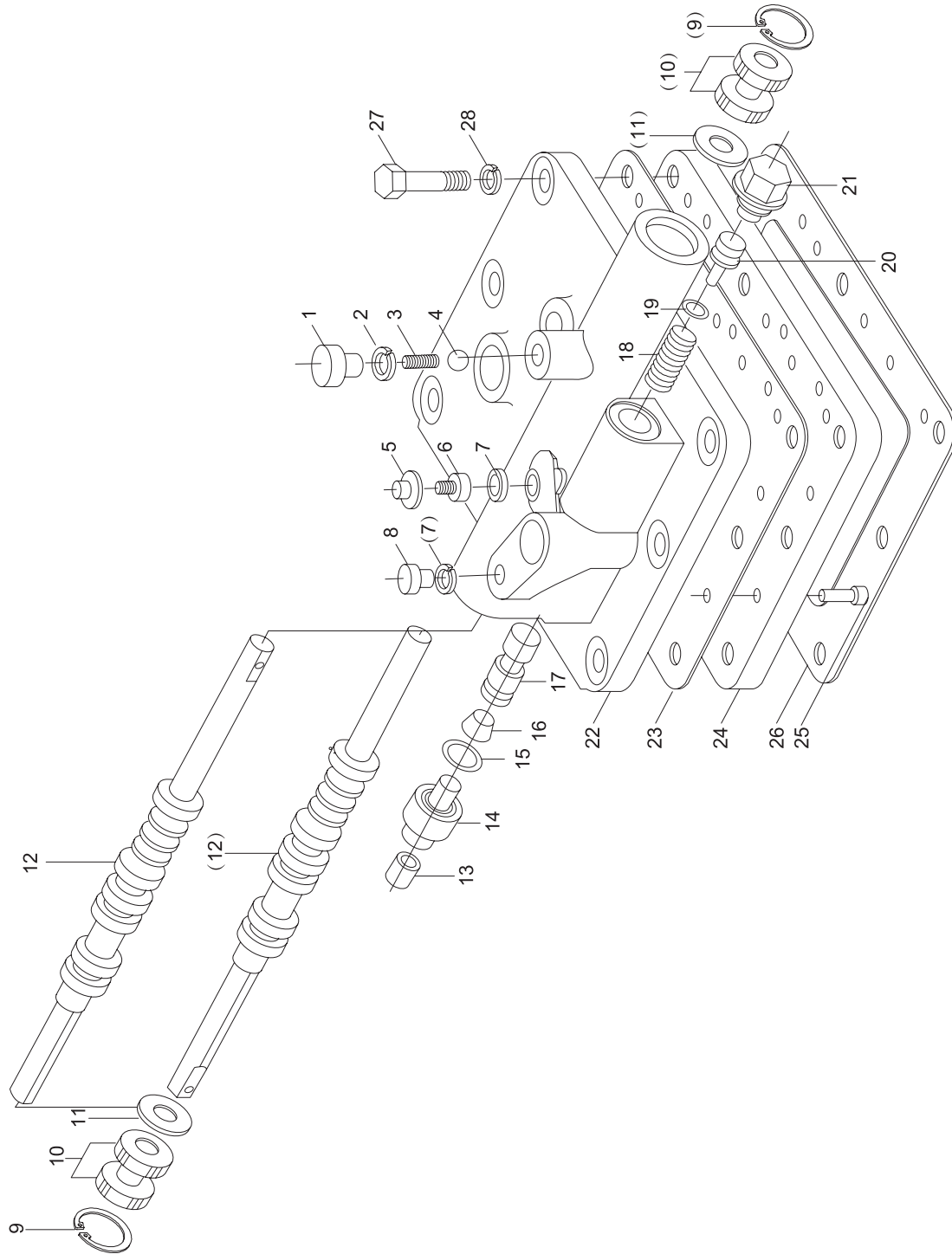
序号 NO.	部件号 PART NO.	零件名称 PART NAME		数量 QTY
1	GB5783 M10×25	螺栓	Bolt	4
2	ZL20-030077	止动垫	Stop Pad	2
3	ZL20-0320078	压板	Pressure Plate	2
4	Q26-01	O形密封圈52×5.7	O-ring	2
5	ZL20-030013-1	输出轴法兰	Flange, Output Shaft	2
6	ZL20-030030	防尘罩	Dust Cover	2
7	HG4-335 65×90×12	油封	Oil Seal	4
8	ZL20-030071	输出轴后端盖	Rear End-cover	1
9	GB5783 M10×30	六角头螺栓	Bolt	8
10	GB93 10	垫圈	Washer	8
11	GB276 310	球轴承	Ball Bearing	2
12	ZL20-030010A	止推环	Thrust Ring	2
13	SF-1 5530	滑动轴承	Sliding Bearing	4
14	ZL20-03009X1	齿轮(Z=36)	Gear	1
15	ZL20-030019	高低档滑动齿套	High-low Speed Sliding Sleeve	1
16	GB308 4	钢球	Steel Ball	2
17	ZL20-030072A	输出轴	Output Shaft	1
18	ZL20-030021X1	齿轮(输出轴低速档)	Gear(For Low Speed Shift)	1
19	ZL20-030029	手制动鼓	Hand Brake Drum	1
20	GB6175 M14	六角螺母	Bolt	4
21	GB93 14	弹簧垫圈	Spring Washer	4
22	GB5783 M14×40	六角头螺栓	Bolt	4

图26 BS428倒档轴总成
FIG.26 Astern Shaft Assembly



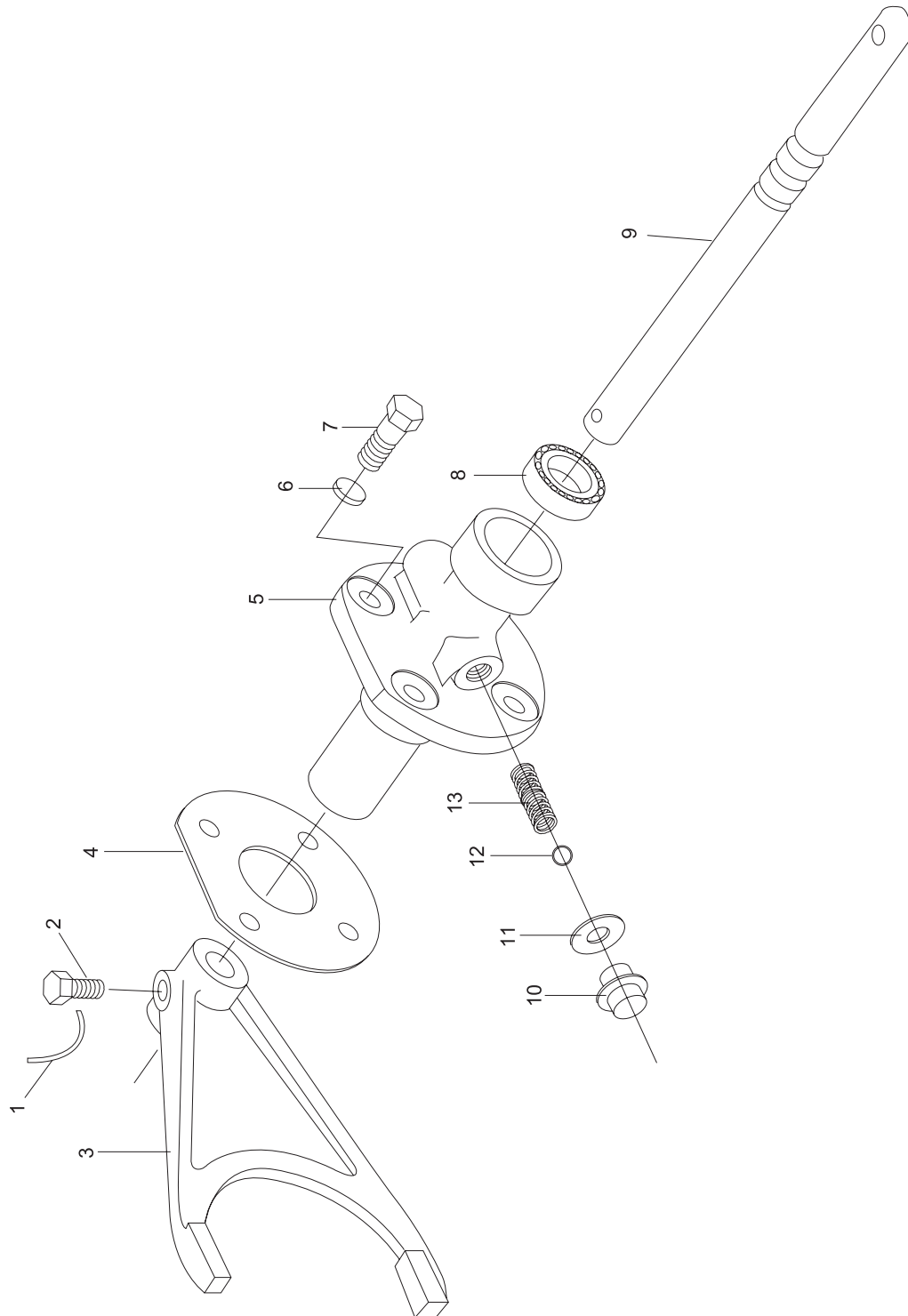
序号 NO.	部件号 PART NO.	零件名称 PART NAME	数量 QTY
0	ZL20-036000X1	倒档轴总成 Astern Shaft Assembly	1
1	GB5783 M8×16	六角螺栓 Bolt	2
2	ZL20-032001	止动垫 Stop Pad	1
3	ZL20-032002	轴端挡板 Shaft End Baffle	1
4	CA10-3509164A	活塞环 φ52 Piston Ring	2
5	ZL20-032003	内衬油套 Neck Bush	1
6	GB297 7507	圆锥滚子轴承 Taper Roller Bearing	2
7	ZL20-036001	轴套 Sleeve	1
8	ZL20-032009	闷塞9 Plug	1
9	ZL20-036003	倒档轴 Astern Shaft	1
10	GB893 75	孔用弹性挡圈 Snap Ring For Hole	2
11	GB276 109	向心球轴承 Radial Ball Bearing	2
12	ZL20-036002X1	齿轮(Z=49) Gear	1
	ZL20-036002	齿轮(Z=46) Gear	1
13	ZL20-032101	挡圈 Snap Ring	1
14	ZL20-032102	外端盖 Outer End-cover	1
15	ZL20-032104	外摩擦片 Ex. Friction Disc	6
16	ZL20-032103	内摩擦片 In. Friction Disc	5
17	GB894.2 60	轴用弹性挡圈 Snap Ring For Shaft	1
18	ZL20-032110	弹簧座 Spring Seat	1
19	ZL20-032108	弹簧 Spring	1
20	ZL20-032106	活塞 Piston	1
21	ZL20-032107	封油圈 Sealing Ring	1
22	GB1235 60×3.1	O形密封圈 O-ring	1
23	ZL20-032105	离合器壳体总成 Clutch Case Assembly	1
24	GB308 5	钢球 Steel Ball	1
25	ZL20-032109	阀座 Valve Seat	1
26	ZL20036004X1	齿轮(Z=44) Gear	1
	ZL20-033003	齿轮(Z=49) Gear	1
27	ZL20-032006	止动垫 Stop Pad	4
28	GB5783 M10×25	六角螺栓 Bolt	8
29	GB119 A8×22	圆柱销 Pin	2

图27 BS428变速箱操纵阀总成
FIG.27 Control Valve Assembly



序号 NO.	部件号 PART NO.	零件名称 PART NAME		数量 QTY
0	ZL20-039009X2	变速箱操纵阀总成	Control Valve Assembly	1
1	ZL20-039011	螺钉	Screw	1
2	ZL20-039013	垫圈	Washer	1
3	ZL20-039012	弹簧	Spring	1
4	GB308 10	钢球	Steel Ball	1
5	ZL20-039023	防尘罩 ϕ 10	Duct Cover	1
6	ZL20-026010	测压接头	Pressure Tap	1
7	ZL20-026009	测压接头垫圈	Washer	2
8	Q20-01	螺塞M10 \times 1-6h	Plug	1
9	GB893.1 30	孔用挡圈	Snap Ring For Hole	2
10	HG4-692 14 \times 30 \times 10	油封	Oil Seal	4
11	ZL20-039010	调整垫圈	Adjust Washer	2
12	ZL20-039009X2	操纵滑阀	Control Sliding Valve	1
13	ZL20-039022	防尘套 ϕ 10	Dust Cover	1
14	ZL20-039015	螺塞	Plug	1
15	Q26-01	O形密封圈22 \times 2.5	O-ring	1
16	ZL20-039016	皮碗	Cup	1
17	ZL20-039017	制动滑阀	Brake Sliding Valve	1
18	ZL20-039018X2	弹簧	Spring	1
19	Q26-01	O形密封圈16 \times 2	O-ring	1
20	ZL20-039019	弹簧座	Spring Seat	1
21	ZL20-039021	螺塞	Plug	1
22	ZL20-039007	阀体	Valve Body	1
23	ZL20-039020	纸垫 δ 0.5	Paper Gasket	1
24	ZL20-039008	底板	Bottom Plate	1
25	GB70 M6 \times 16	圆柱头内六角螺钉	Socket Head Cap Screw	15
26	ZL20-030034	纸垫	Paper Gasket	1
27	GB5782 M10 \times 45	六角螺栓	Bolt	8
28	GB93 10	垫圈	Washer	8

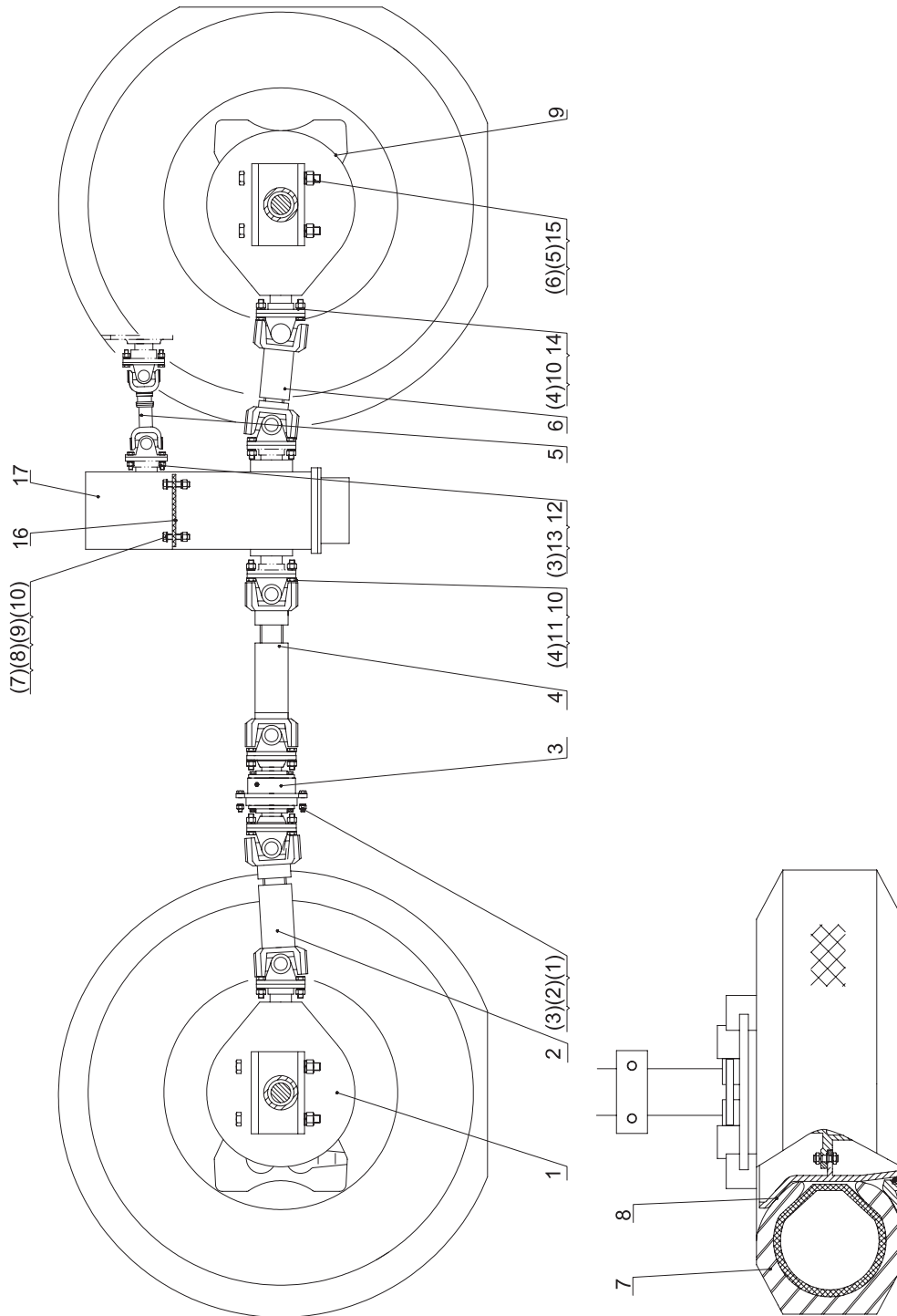
图28 BS428高低换挡拨叉机构
 FIG.28 High-low Speed Shift Fork Assembly



序号 NO.	部件号 PART NO.	零件名称 PART NAME		数量 QTY
1	φ 1 × 90	铁丝	Iron Wire	1
2	ZL20-030049	紧定螺钉	Socket Screw	1
3	ZL20-030048	高低换挡拨叉	High-low Speed Shift Fork	1
4	ZL20-030045	纸垫	Paper Gasket	1
5	ZL20-030047	拨叉支架	Fork Support	1
6	GB93 10	垫圈	Washer	4
7	GB5783 M10 × 30	六角螺栓	Bolt	4
8	HG4-692 18 × 35 × 10	油封	Oil Seal	1
9	ZL20-030046	拨叉轴	Fork Shaft	1
10	Q21-01	螺塞M12 × 1.25	Plug	1
11	ZL20-030044	垫圈	Washer	1
12	GB308 10	钢球	Steel Ball	1
13	ZL20-030055	弹簧 φ 1.6	Spring	1

序号 NO.	部件号 PART NO.	零件名称 PART NAME	数量 QTY
0	ZL20-038000J	驻车制动器总成 Parking Brake Assembly	1
1	TY30-2A	大托架 Big Support	1
2	ZL16.15.2A-7	销轴 Pin Roll	1
3	ZL20-038000J-4	拉柄 Pull Grip	1
4	ZL16.15.2A-5	锁紧螺母 Lock Nut	1
5	ZL16.15.2A-2	调整螺栓 Adjusting Bolt	1
6	ZL16.15.2A-8	拉销 Pull Pin	1
7	ZL16.15.2A-6	弹簧 Spring	1
8	GB97.1 6	垫圈 Washer	2
9	GB1229 M6	锁紧螺母 Lock Nut	2
10	YJ265-40002	弹簧 Spring	2
11	TY30-1A	小托架 Small Support	1
12	ZL16.15.2A-11C	制动片 Brake Disc	2
13	GB91 1.5×12	开口销 Cotter	1
14	ZL30.03-9	回位弹簧 Release Spring	1
15	ZL16.15.2A-10	固定轴 Stationary Shaft	2
16	ZL30.03-13	支座 Support	1
17	ZL30.03-14	支架 Bracket	1
18	GB1155 6	油杯 Oil Cup	2

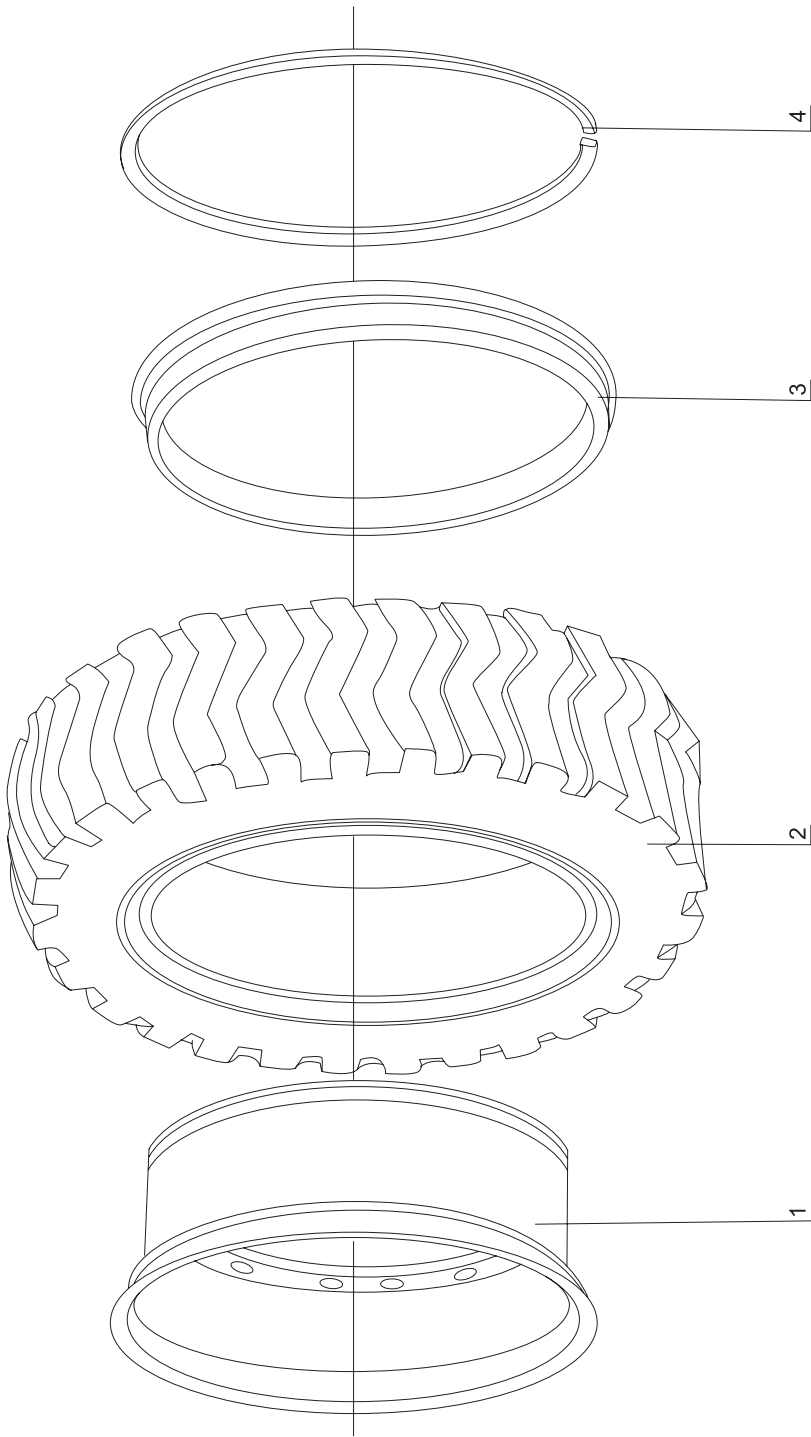
图30 传动轴、驱动桥
FIG.30 Driving Shaft and Driving Axle



序号 NO.	部件号 PART NO.	零件名称 PART NAME	数量 QTY
1	ZL30G II -04100	前驱动桥总成 Front Driving Axle Assembly	1
2	ZL30G II -04200	前传动轴总成 Front Driving Shaft Assembly	1
3	ZL30G II -04300	中间轴承座总成 Intermediate Bearing Case Assembly	1
4	ZL30G II -04400	中间传动轴总成 Middle Driving Shaft Assembly	1
5	ZL30G II -04500	主传动轴总成 Main Driving Shaft Assembly	1
6	ZL30G II -04600	后传动轴总成 Rear Driving Shaft Assembly	1
7	ZL30G II -04700	轮胎 17.5-25 Tyre	4
8	ZL30G II -04800	轮辋 14.00/1.5-25 Rim	4
9	ZL30G II -04900	后驱动桥总成 Rear Driving Axle Assembly	1
10	ZL30G II -04001	螺母M14×1.5 Nut	24
11	ZL30G II -04002	螺栓M14×1.5 Blot	4
12	ZL30G II -04003	螺母M12×1.25 Nut	8
13	ZL30G II -04004	螺栓M12×1.25 Blot	8
14	ZL30G II -04005	螺栓M14×1.5 Blot	20
15	ZL30G II -04006	大螺栓M24×1.5 Blot	16
16	ZL30G II -04007A	减震垫 Damping	2
17	DG938-03300	变速箱 Transmission	1
	BS428×5	变速箱 Transmission	1
(1)	GB5782 M12×55	螺栓 Blot	6
(2)	GB6170 M12	螺母 Nut	6
(3)	GB93 12	垫圈 Washer	14
(4)	GB93 14	垫圈 Washer	24
(5)	GB93 24	垫圈 Washer	8
(6)	GB6182 M24×1.5	自锁螺母 Nut	8
(7)	GB95 16	垫圈 Washer	4
(8)	GB93 16	垫圈 Washer	4
(9)	GB6182 M16	自锁螺母 Nut	4
(10)	GB5782 M16×80	螺栓 Blot	4

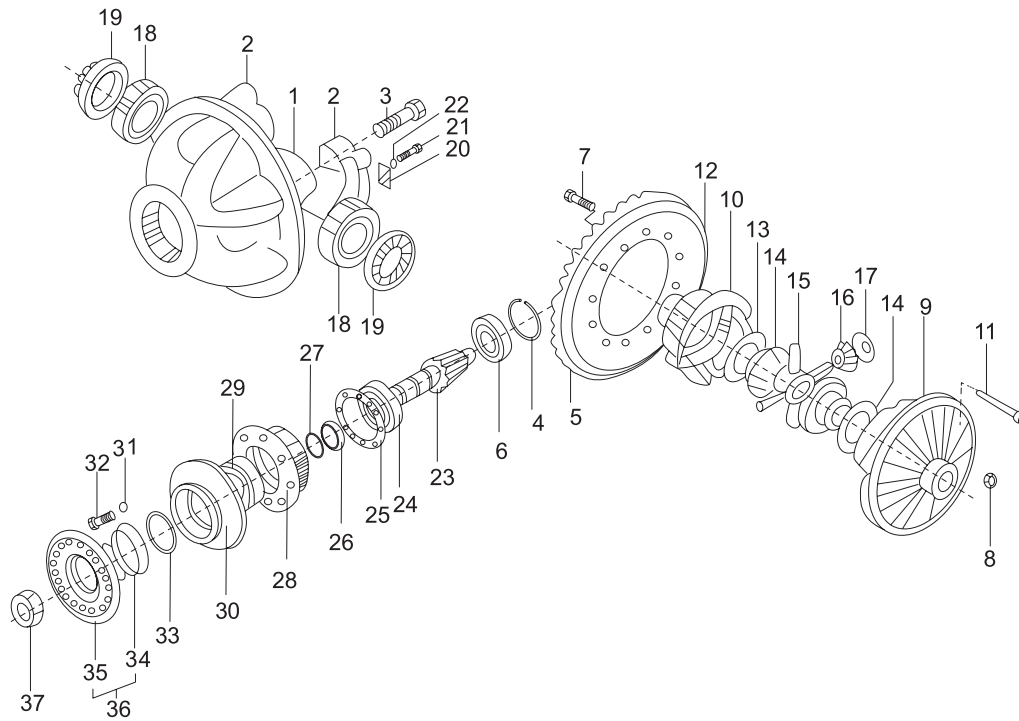


图31 轮胎轮辋总成
FIG.31 Tyre and Rim Assembly



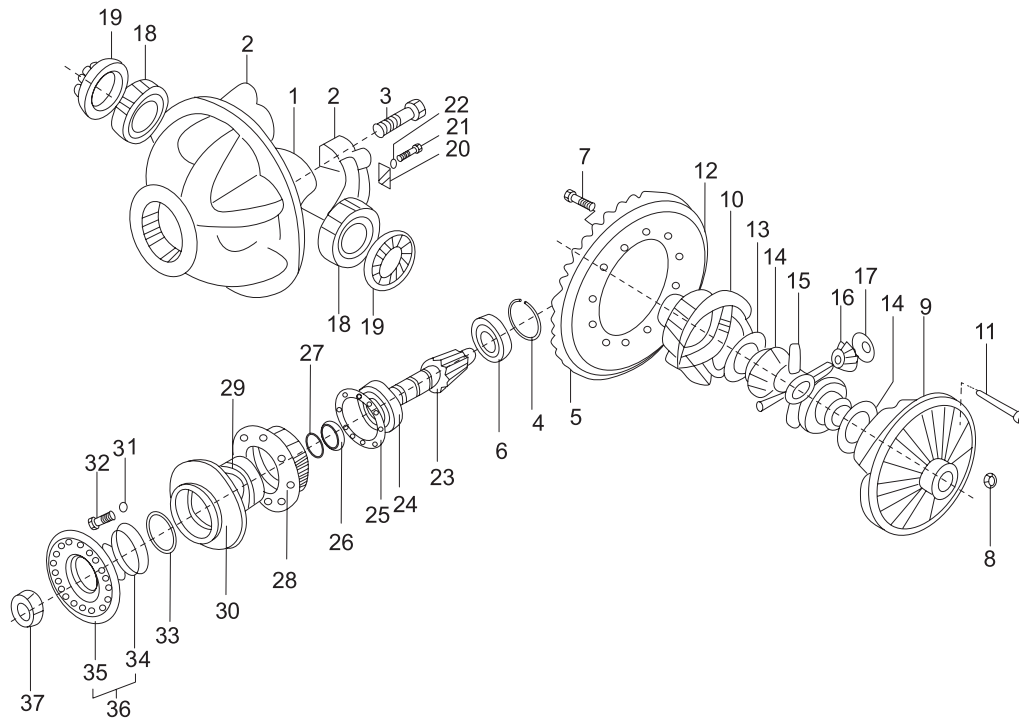
序号 NO.	部件号 PART NO.	零件名称 PART NAME		数量 QTY
1	ZL30G II -04800	轮辋 14.00/1.5-25	Rim	4
2	ZL30G II -04700	轮胎 17.5-25	Tyre	4
3	DG938-04-WLY	外轮缘	Felloe Edge	4
4	DG938-04-SH	锁环	Lock Loop	4

图32 主减速器总成 (徐州精大)
FIG.32 Carrier Assembly (Xuzhou Jingda)



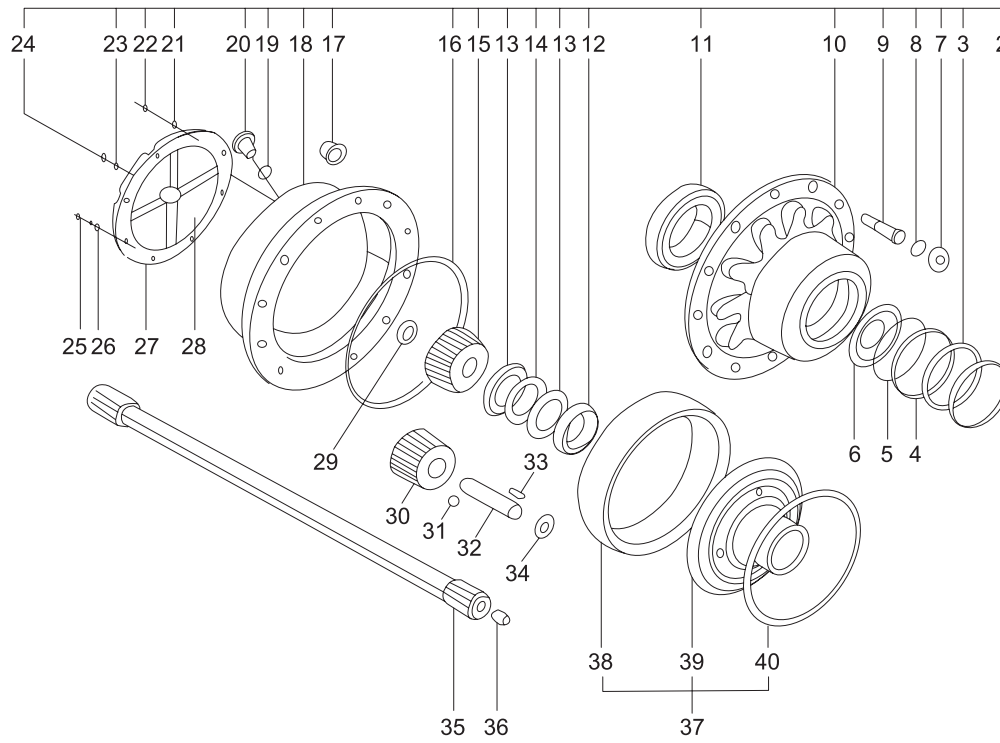
序号 NO.	部件号 PART NO.	零件名称 PART NAME		数量 QTY
1	ZL30-Q.3-3	主减速器壳	Carrier Shell	1
2	75200033	轴承盖	Bearing Cover	2
3	75502600	螺栓 M22 × 90	Bolt	4
4	GB894.1 80	挡圈	Collar	1
5	75201829D	大螺伞(前桥)	Ring Gear(Front Axle)	1
5	75201829C	大螺伞(后桥)	Ring Gear(Rear Axle)	1
6	75600311	轴承	Bearing	1
7	75500003	螺栓	Bolt	12
8	GB6187 M14 × 1.5	螺母	Nut	8
9	CZQ320.1.1-4	差速器大半壳	Case Half	1
10	CZQ320.1.1-3	差速器小半壳	Case Half	1
11	75501980A	凸缘螺栓	Bolt	8
12	GB6187 M14 × 1.5	螺母	Nut	8
13	CZQ320.1.1-2	半轴齿轮垫片	Thrust Washer	2
14	CZQ320.1.1-1	半轴齿轮	Side Gear	2
15	75200059	十字轴	Spider	1
16	75201255	行星齿轮	Planet Gear	4
17	75201607	行星齿轮垫片	Thrust Washer	4
18	GB297 30215	轴承	Bearing	2
19	ZL30-Q.3-4	差速器螺母	Diff.Nut	2
20	75200053A	锁紧片	Lock Plate	2
21	GB32.1 M10 × 20	螺栓	Bolt	2
22	GB93 10	垫圈	Washer	2
23	CZQ320.1-1	主动螺伞(前桥)	Pinion (For Front Axle)	1
	CZH320.1-1	主动螺伞(后桥)	Pinion (For Rear Axle)	1
24	GB297 30311	轴承	Bearing	1
25	404325	调整垫片	Adjusting Spacer	1set
26	ZL30-Q.3-1	轴承隔套	Bearing Sleeve	1
27	75200036	垫片	Spacer	1set
28	ZL30-Q.3-2	轴承座	Bearing Seat	1
29	GB297 30310	轴承	Bearing	1
30	75203617B	盖	Cover	1
31	GB93 14	弹垫	Spring Washer	8
32	75500005	螺栓	Bolt	8
33	GB9877.1 FB65 × 90 × 10F	油封	Oil Seal	1
34	75200046	防尘罩	Dust Cover	1
35	82050402	法兰	Flange	1

图32 主减速器总成 (徐州精大)
FIG.32 Carrier Assembly (Xuzhou Jingda)



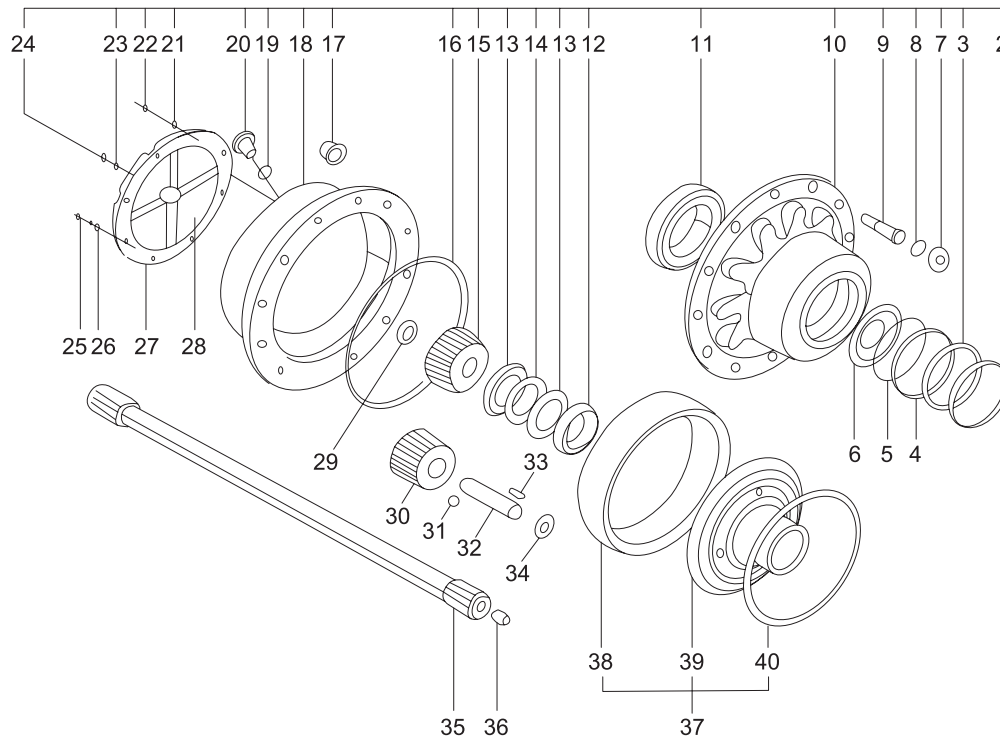
序号 NO.	部件号 PART NO.	零件名称 PART NAME	数量 QTY
36	82050401	法兰总成 Flange Assembly	1
37	GB889.2 M30X1.5	螺母M30 × 1.5 Nut	1

图33 轮边总成 (徐州精大)
 FIG.33 Wheel-end Assembly (Xuzhou Jingda)



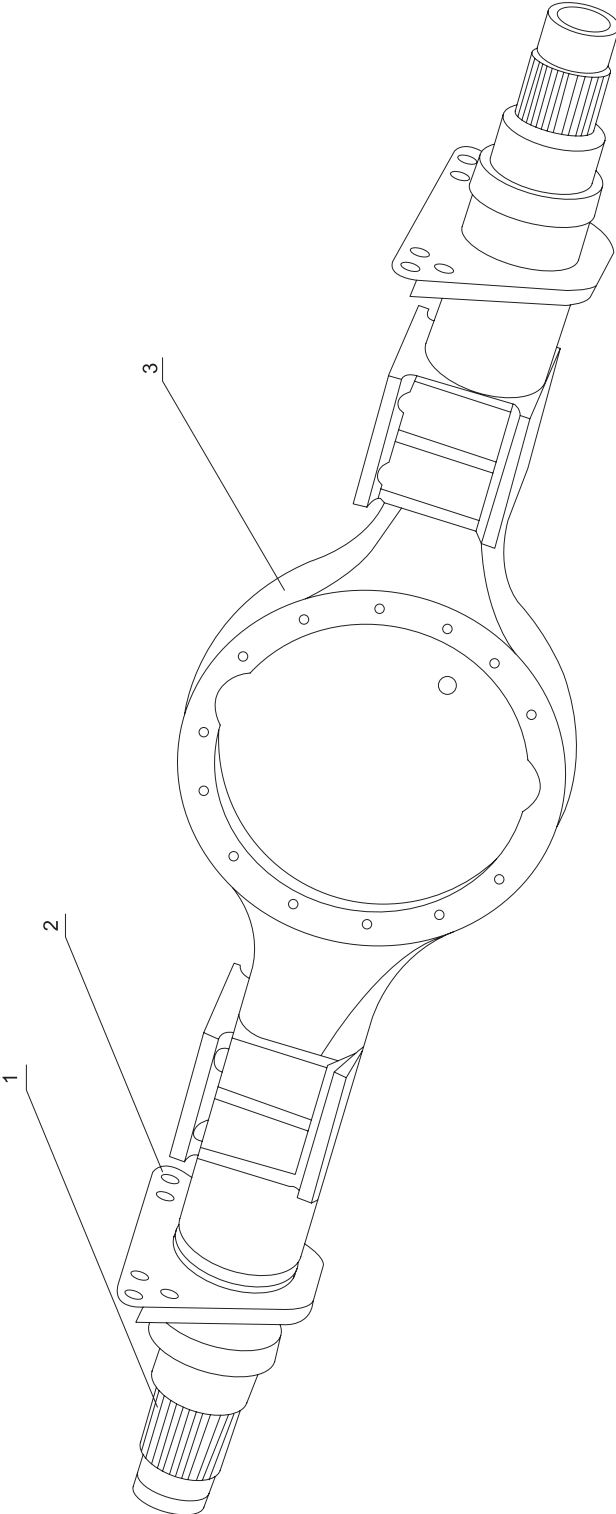
序号 NO.	部件号 PART NO.	零件名称 PART NAME	数量 QTY
1	CZQ320.3	轮边总成 Wheel End Assembly	2
2	79500813A	油封座 Oil Seal Seat	1
3	GB9877.1 FB150×180×15D	油封 Oil Seal	1
4	GB9877.1 FB150×180×15D	油封 Oil Seal	1
6	GB297 32024	轴承 Bearing	1
7	GB6171 M20×1.5	螺母 Nut	12
8	GB93 20	垫圈 Washer	12
9	75502317A	轮辋螺栓 Rim Bolt	12
10	83020502	轮毂 Hub	1
11	GB297 32026	轴承 Bearing	1
12	76101041	锥套 Sleeve	1
13	75501646	螺母M85×2 Nut	2
14	GB858 85	止动垫圈 Washer	1
15	CZQ320.3-1	太阳轮 Sun Gear	1
16	75501907C	密封圈 Seal Ring	1
17	ZL30E3-3	轮辋螺母 Rim Nut	12
18	CZQ320.3-3	行星轮架 Spider	1
19	JB982 24	组合垫圈 Washer	1
20	75500195A	螺塞 M24×1.5 Screw Plug	1
21	GB93 10	垫圈 Washer	1
22	GB5786 M10×1.25×25	螺栓 Bolt	1
23	JB982 12	组合垫圈 Washer	1
24	75500842	螺塞 M12×1.25 Screw Plug	1
25	GB5786 M12×1.25×25	螺栓 Bolt	5
26	GB93 12	垫圈 Washer	5
27	79001544G	盖 Cover	1
28	73520042	限位块 Block	1
29	GB894.1 42	挡圈 Collar	1
30	CZQ320.3-2	行星轮 Planet Gear	3
31	GB308 3/8"	钢球 Steel Ball	3
32	CZQ320.3-4	行星轮轴 Planet Pin	3
33	GB309 Φ6×50	滚针 Roll Bearing	63
34	75600456B	挡板 Plate	6
35	CZQ320-2	半轴 Half Shaft	1

图33 轮边总成 (徐州精大)
 FIG.33 Wheel-end Assembly (Xuzhou Jingda)



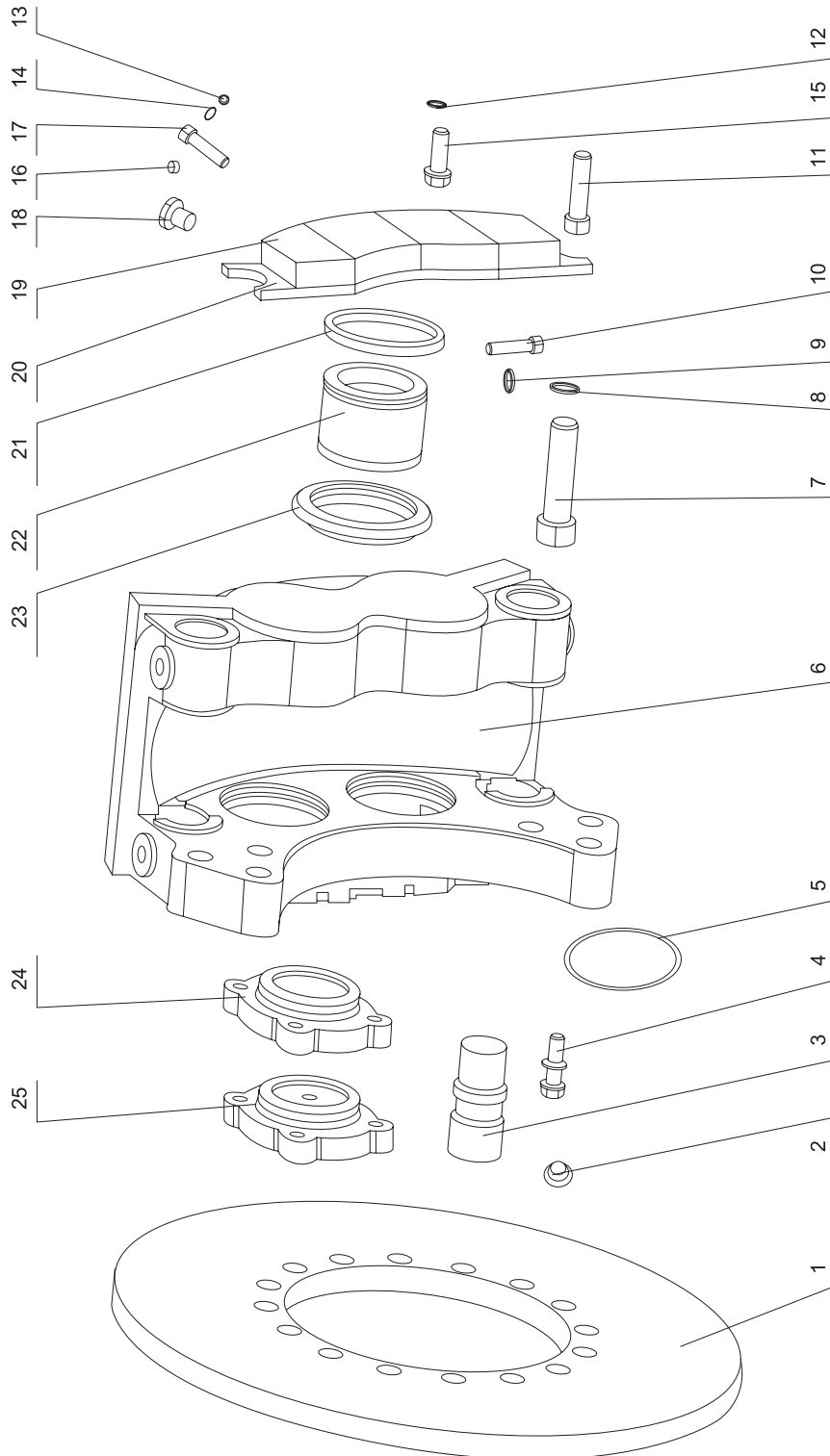
序号 NO.	部件号 PART NO.	零件名称 PART NAME	数量 QTY
36	77000044	调整支柱 Adjust Pin	1
37	CZQ320.3.1	齿圈支承总成 Ring Gear Carrier Assembly	1
38	CZQ320.3.1-1	齿圈 Ring Gear	1
39	CZQ320.3.1-2	齿圈支承 Ring Gear Carrier	1
40	76101033A	卡环 Thrust Ring	1

图34 桥壳总成(徐州精大)
FIG.34 Housing Assembly (Xuzhou Jingda)



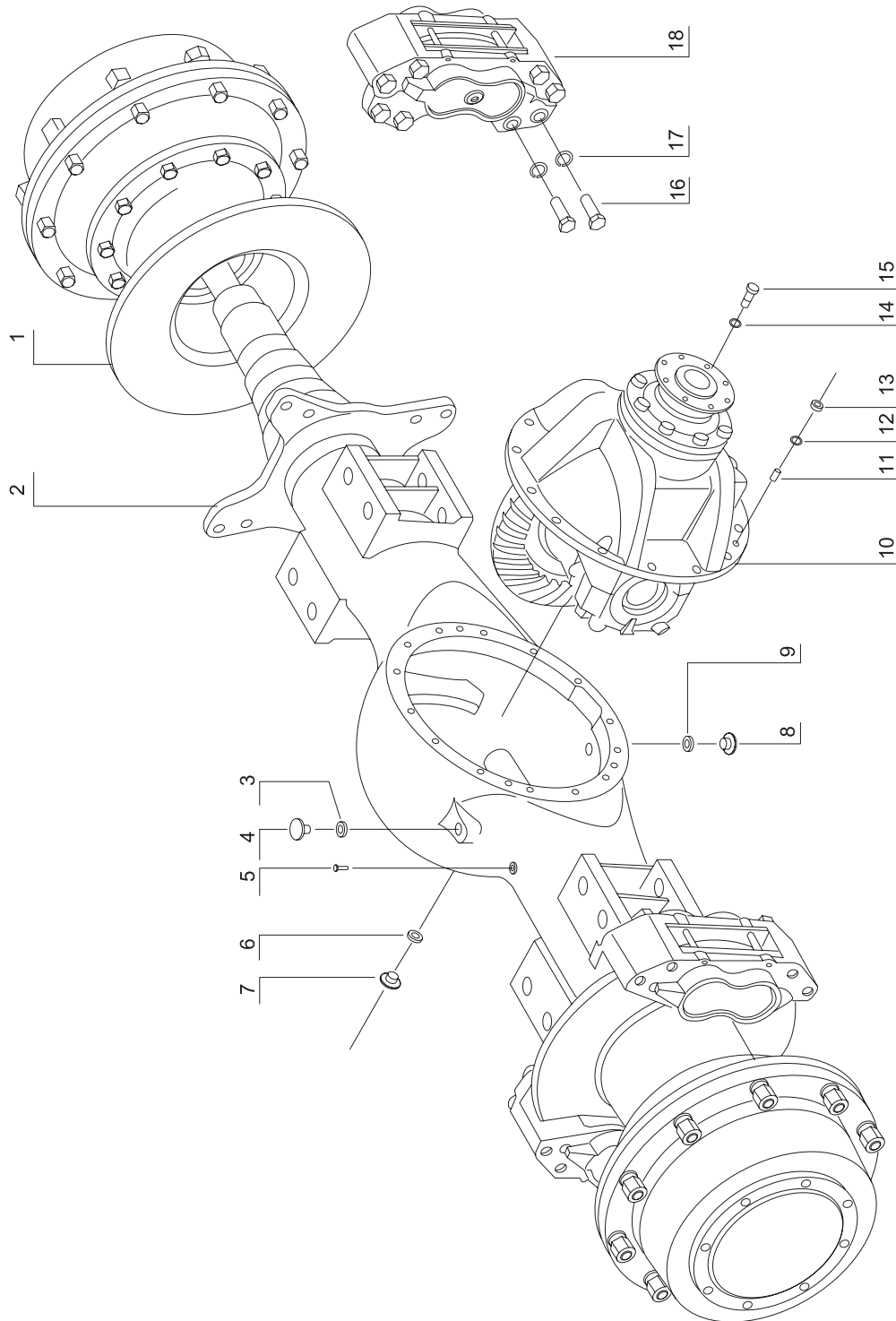
序号 NO.	部件号 PART NO.	零件名称 PART NAME	数量 QTY
1	CZQ320.2-1	端轴 Spindle	2
2	ZL30B-1-2	制动钳支架 Support	2
3	ZL30H-1-1	桥壳体 Housing	1

图35 制动器总成(徐州精大)
FIG.35 Brake Assembly (Xuzhou Jingda)



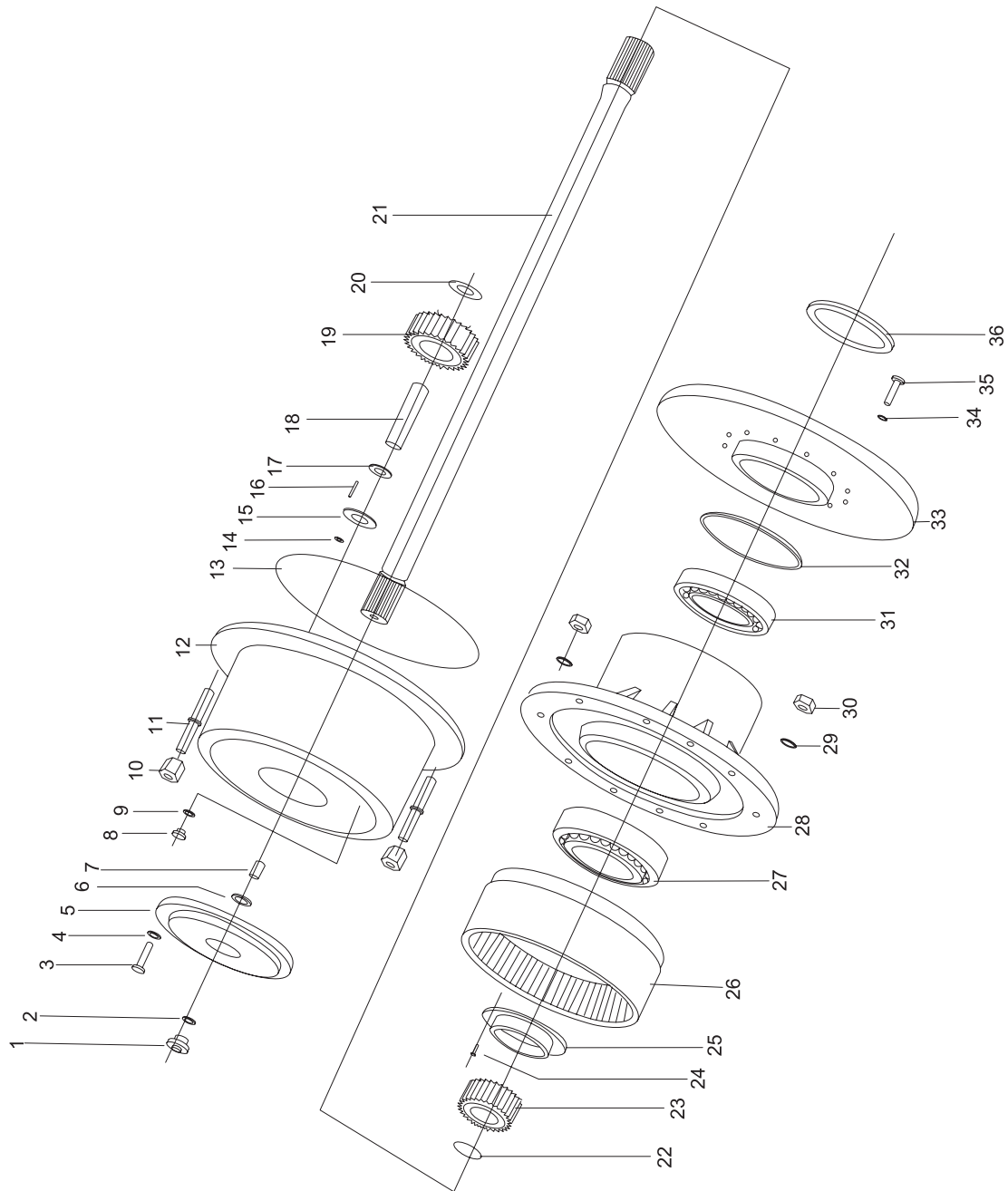
序号 NO.	部件号 PART NO.	零件名称 PART NAME		数量 QTY
1	72006560B	制动盘	Brake Disc	1
2	DY-JQ-10s-11B	放气嘴保护罩	Cap	2
3	DY-JQ-10s-7	放气嘴	Pin Roll	8
4	DY-JQ-10s-12	O形密封圈80×3.1	Deflating Valve	2
5	GB236 80×3.1	夹钳体	O-ring	2
6	DY-JQ-10s-9	螺栓M16×50	Caliper	1
7	GB5785 M16×50	垫圈16	Bolt	6
8	GB93 16	螺母M10	Washer	6
9	GB6170 M10	螺栓M10×30	Nut	4
10	GB5785 M10×30	螺栓M16×50	Bolt	4
11	GB5782 M16×50	垫圈16	Bolt	2
12	GB93 16	钢球Φ9	Washer	16
13	GB308 Φ9	垫圈10	Steel Ball	2
14	GB93 10	制动盘螺栓M18×40	Washer	8
15	GB5786 M18×40	紧定螺钉M8×8	Bolt	16
16	GB73 M8×8	螺栓M10×35	Screw	4
17	GB5785 M10×35	孔塞	Bolt	8
18	DY-JQ-10s-14	摩擦片	Plug	1
19	DY-JQ-10s-2	摩擦垫块底板	Friction Pad	1
20	DY-JQ-10s-db	矩形密封圈	Back Plate	2
21	DY-JQ-10s-5	活塞	Seal	4
22	DY-JQ-10s-6	防尘圈	Piston	4
23	DY-JQ-10s-3	进油分泵盖	Dust Boot	4
24	DY-JQ-10s-4	封油分泵盖	Oil-in Cover	1
25	DY-JQ-10s-1	销轴	Cover	1

图36 驱动桥总成(山东云宇)
 FIG.36 Drive Axle Assembly(Shandong Yunyu)



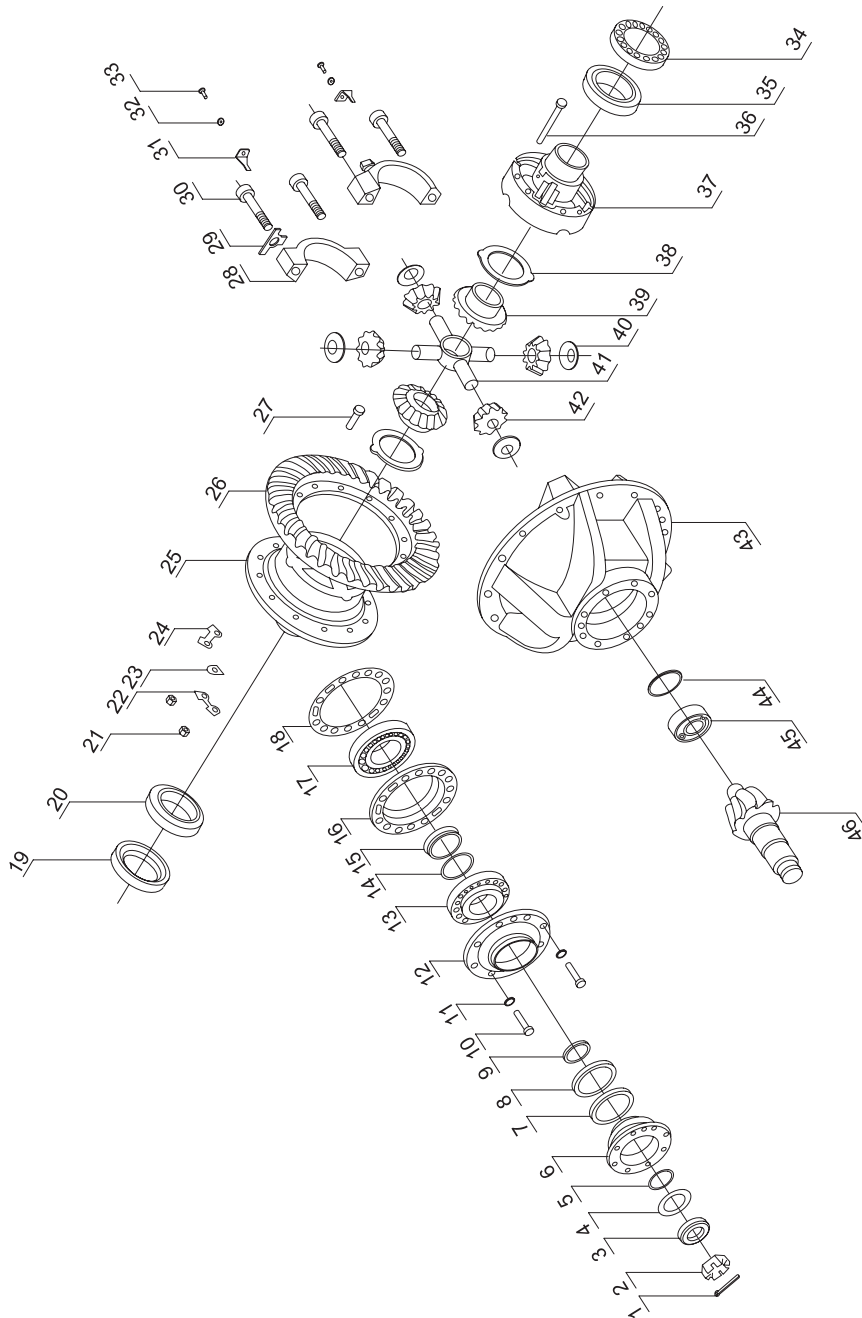
序号 NO.	部件号 PART NO.	零件名称 PART NAME	数量 QTY
1	ZL30.2.2D	轮边总成 Wheel-end Assy.	2
2	ZL30.2.3D	桥壳总成 Axle Housing Assy.	1
3	GB3452.1 21.2 × 2.65	O形圈 O-ring	1
4	JB/ZQ 4444 M24 × 1.5	螺塞 Plug Screw	1
5	ZL15F.2.3-4	放气嘴 Exhaust Plug	1
6	GB3452.1 17 × 2.65	O形圈 O-ring	1
7	ZL30.2-9	螺塞M20 × 1.5 Plug Screw	1
8	ZL30.2-9	螺塞M20 × 1.5 Plug Screw	1
9	GB3452.1 17 × 2.65	O形圈 O-ring	1
10	ZL30.2.1A	主减速器总成(前桥) Carrier Assy.(Front Axle)	1
	ZL30.2.1B	主减速器总成(后桥) Carrier Assy.(Rear Axle)	1
11	ZL30.2-4	双头螺柱 Double End Studs	2
12	GB93 12	垫圈 Washer	2
13	GB6170 M12	螺母 Nut	2
14	GB93 12	垫圈 Washer	10
15	GB5782 M12 × 35	螺栓 Bolt	10
16	ZL30E.2.5-10	螺栓 Bolt	8
17	GB93 20	垫圈 Washer	8
18	408100B	盘式制动器总成 Disc Brake Assy	2

图37 轮边总成(山东云宇)
 FIG.37 Wheel-end Assembly(Shandong Yunyu)



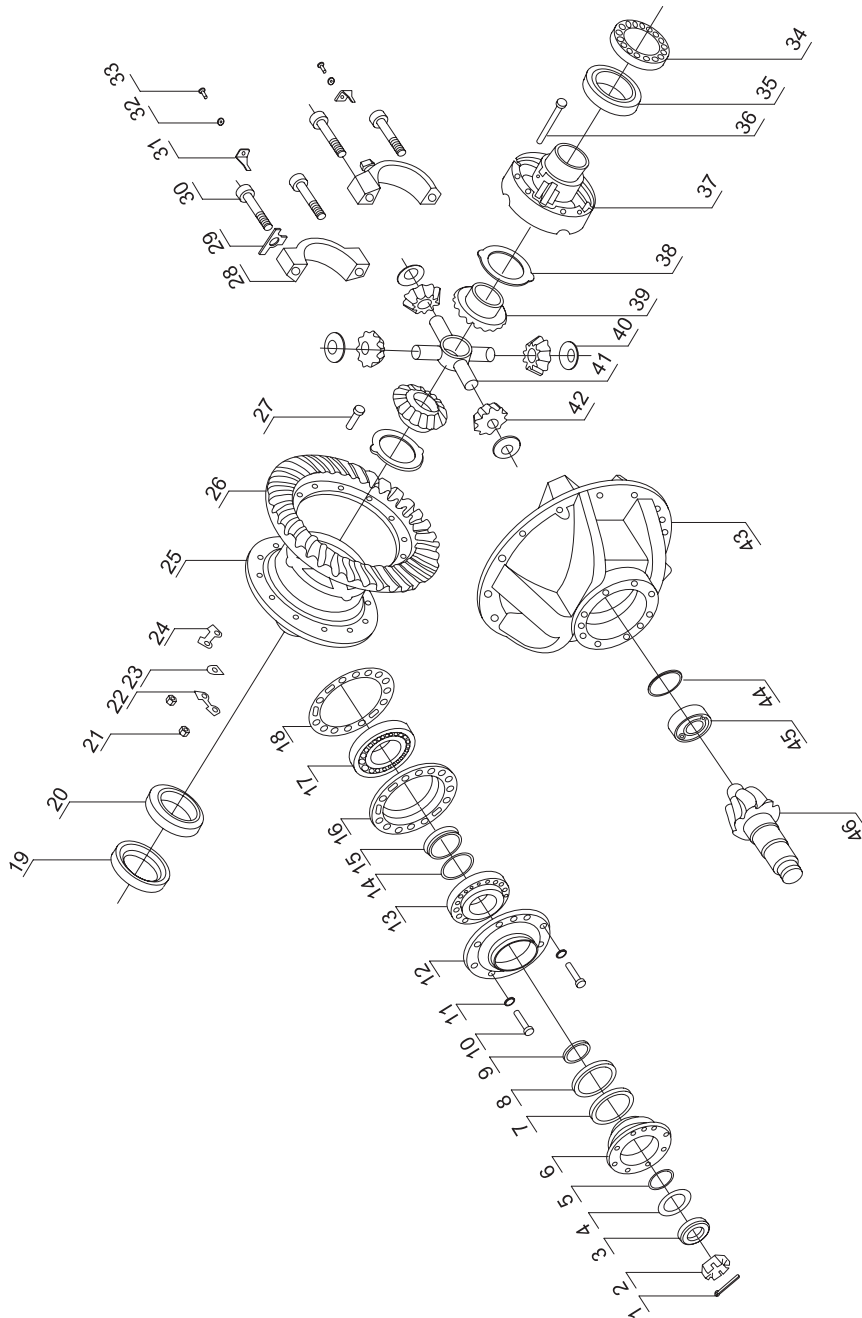
序号 NO.	部件号 PART NO.	零件名称 PART NAME		数量 QTY
1	ZL30.2-9	螺塞M20×1.5	Plug Screw	2
2	GB3452.1 17×2.65	O形圈	O-ring	2
3	GB5785 M12×1.5×25	螺栓	Bolt	12
4	GB93 12	垫圈	Washer	12
5	ZL30.2.2-7D	端盖	Cover	2
6	ZL30.2.2-12D	挡块	Retaining Plate	2
7	ZL30.2.2-19	调整支柱	Adjusting Mainstay	2
8	ZL30.2-6	螺塞M16×1.5	Plug Screw	2
9	GB3452.1 13.2×2.65	O形圈	O-ring	2
10	ZL30.2-2A	轮辋螺母	Rim Nut	24
11	ZL30.2-3E	轮辋螺栓	Rim Bolt	24
12	ZL30.2.2-4E	行星架	Planet Carrier	2
13	ZL30.2.2-1	O形密封圈	O-ring	2
14	GB308 Φ6	钢球	Steel Ball	6
15	ZL30.2.2-8	行星轮垫片	Planet Gear Washer	6
16	GB309 4×23.8	滚针	Needle Roller	336
17	ZL30.2.2-9	隔套	Spacer	6
18	ZL30.2.2-10D	行星轮轴	Planet Pin	6
19	ZL30.2.2-5	行星轮	Planet Gear	6
20	ZL30.2.2-8	行星轮垫片	Planet Gear Washer	6
21	ZL30.2.2-11EA	长半轴	Long Axle Shaft	1
	ZL30.2.2-11EB	短半轴	Short Axle Shaft	1
22	GB894.1 48	挡圈	Circlip	2
23	ZL30.2.2-13	太阳轮	Sun Gear	2
24	GB70.3 M8×20	内六角沉头螺钉	Screw	2
25	ZL30.2.2-14	锁紧螺母	Locknut	2
26	ZL30.2.2-3D	内齿轮	Ring Gear	2
27	GB297 32221	轴承	Bearing	2
28	ZL30.2.2-2E	轮毂	Hub	2
29	GB93 18	垫圈	Washer	24
30	GB6171 M18	螺母	Nut	24
31	GB297 32022	轴承	Bearing	2
32	ZL30J.2.2-1	O形密封圈	O-ring	2
33	ZL30.2.2-16D	制动盘	Braking Disc	2
34	GB93 16	垫圈	Washer	24
35	GB5782 M16×45	螺栓	Bolt	24
36	GB9877.1 FB120×150×14	油封	Oil Seal	4

图38 主减速器总成(山东云宇)
FIG.38 Carrier Assembly (Shandong Yunyu)



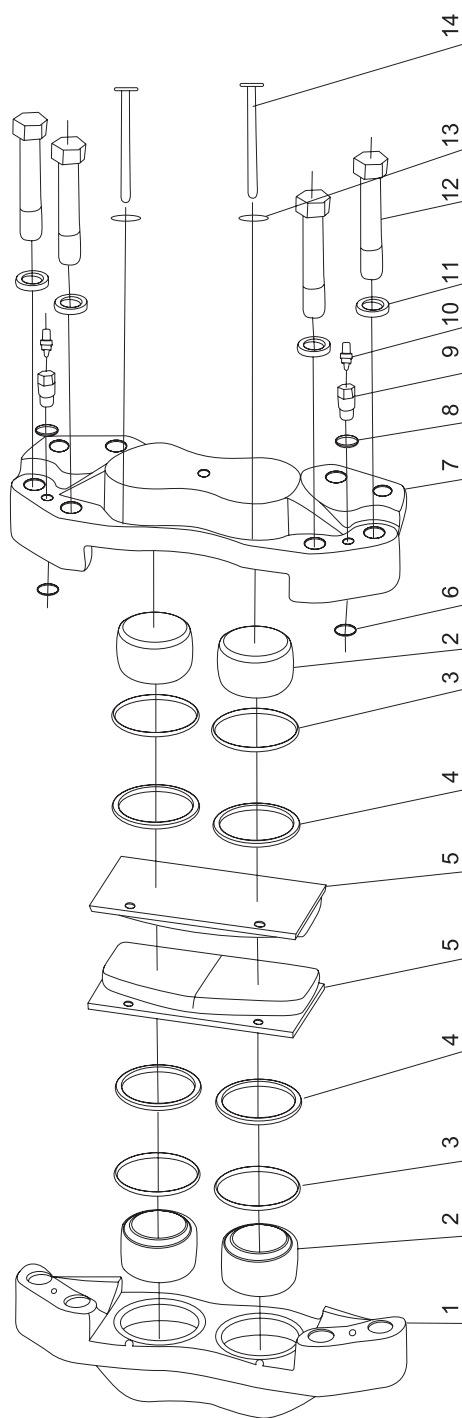
序号 NO.	部件号 PART NO.	零件名称 PART NAME	数量 QTY
1	GB91 5×45	销 Pin	1
2	Q38727,M27×1.5-7H	螺母 Nut	1
3	ZL30.2.1-2	垫圈 Washer	1
4	ZL30.2.1-4	O形挡板 Baffle Plate	2
5	GB3452.1 40×5.3	O形密封圈 O-ring	1
6	ZL30.2.1.1	输入法兰组件 Input Flange	1
7	GB9877.1 FB62×93×7	油封 Oil Seal	1
8	GB9877.1 FB62×93×13	油封 Oil Seal	1
9	ZL30.2.1-6	止推垫圈 Thrust Washer	1
10	GB5782 M12×45	螺栓 Bolt	8
11	GB93 12	垫圈 Washer	8
12	ZL30.2.1-31	油封座 Oil Seal Seat	1
13	GB297 31311	轴承 Bering	1
14	ZL30.2.1-7	调整垫片 Adjust Shim	set
15	ZL30.2.1-28	隔套 Spacer	1
16	ZL30.2.1-8	轴承座 Bearing Seat	1
17	GB297 31311	轴承 Bearing	1
18	ZL30.2.1-29	调整垫片 Adjust Shim	set
19	ZL30.2.1-13	调整螺母 Adjust Nut	1
20	GB297 32216	轴承 Bearing	1
21	GB6171 M14×1.5	螺母 Nut	20
22	ZL30.2.1-20	锁紧片 Lock Plate	2
23	ZL30.2.1-21	锁紧片 Lock Plate	4
24	ZL30.2.1-23	锁紧片 Lock Plate	6
25	ZL30.2.1-26	差速器左壳 Left Differential Case	1
26	ZL30.2.1-24A	从动螺旋锥齿轮 (前桥) Driven Spiral Bevel Gear(Front Axle)	1
	ZL30.2.1-24B	从动螺旋锥齿轮 (后桥) Driven Spiral Bevel Gear(Rear Axle)	1
27	ZL30.2.1-22	螺栓M14×1.5 Bolt	12
28	ZL30.2.1-16	差速器轴承盖 Differential Bearing Cap	2
29	ZL10.6.1-30	锁紧片 Lock Plate	4
30	ZL30.2.1-25	螺栓M18×90 Bolt	4
31	ZL30.2.1-17	锁紧片 Lock Plate	2
32	ZL30.2.1-18	锁紧片 Lock Plate	2
33	GB5781 M8×12	螺栓 Bolt	4
34	ZL30.2.1-13	调整螺母 Adjust Nut	1
35	GB297 32216	轴承 Bearing	1

图38 主减速器总成(山东云宇)
 FIG.38 Carrier Assembly (Shandong Yunyu)



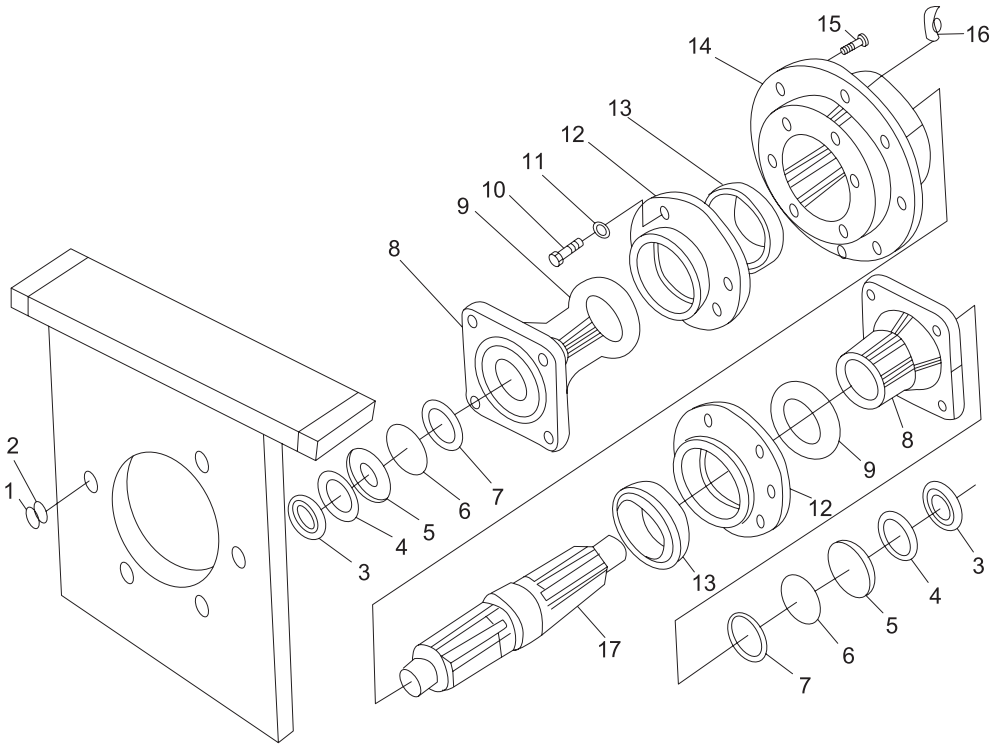
序号 NO.	部件号 PART NO.	零件名称 PART NAME		数量 QTY
36	ZL30.2.1-19	螺栓M14×1.5	Bolt	8
37	ZL30.2.1-14	差速器右壳	Right Differential Case	1
38	ZL30.2.1-15A	半轴齿轮垫	Thrust Washer	2
39	ZL30.2.1-12	半轴齿轮	Axle Shaft Gear	2
40	ZL30.2.1-10A	支承垫圈	Planet Gear Thrust Washer	4
41	ZL30.2.1-27	十字轴	Cross Pin	1
42	ZL30.2.1-11	行星齿轮	Planet Bevel Gear	4
43	ZL30.2.1-9	主减速器壳	Final Drive Housing	1
44	GB894.1 30	挡圈	Circlip	1
45	GB283 NUP2306E	轴承	Bearing	1
46	ZL30.2.1-5A	主动螺旋锥齿轮(前桥)	Driving Gear(Front Axle)	1
	ZL30.2.1-5B	主动螺旋锥齿轮(后桥)	Driving Gear(Rear Axle)	1

图39 制动器总成(山东云宇)
 FIG.39 Brake Assembly(Shandong Yunyu)



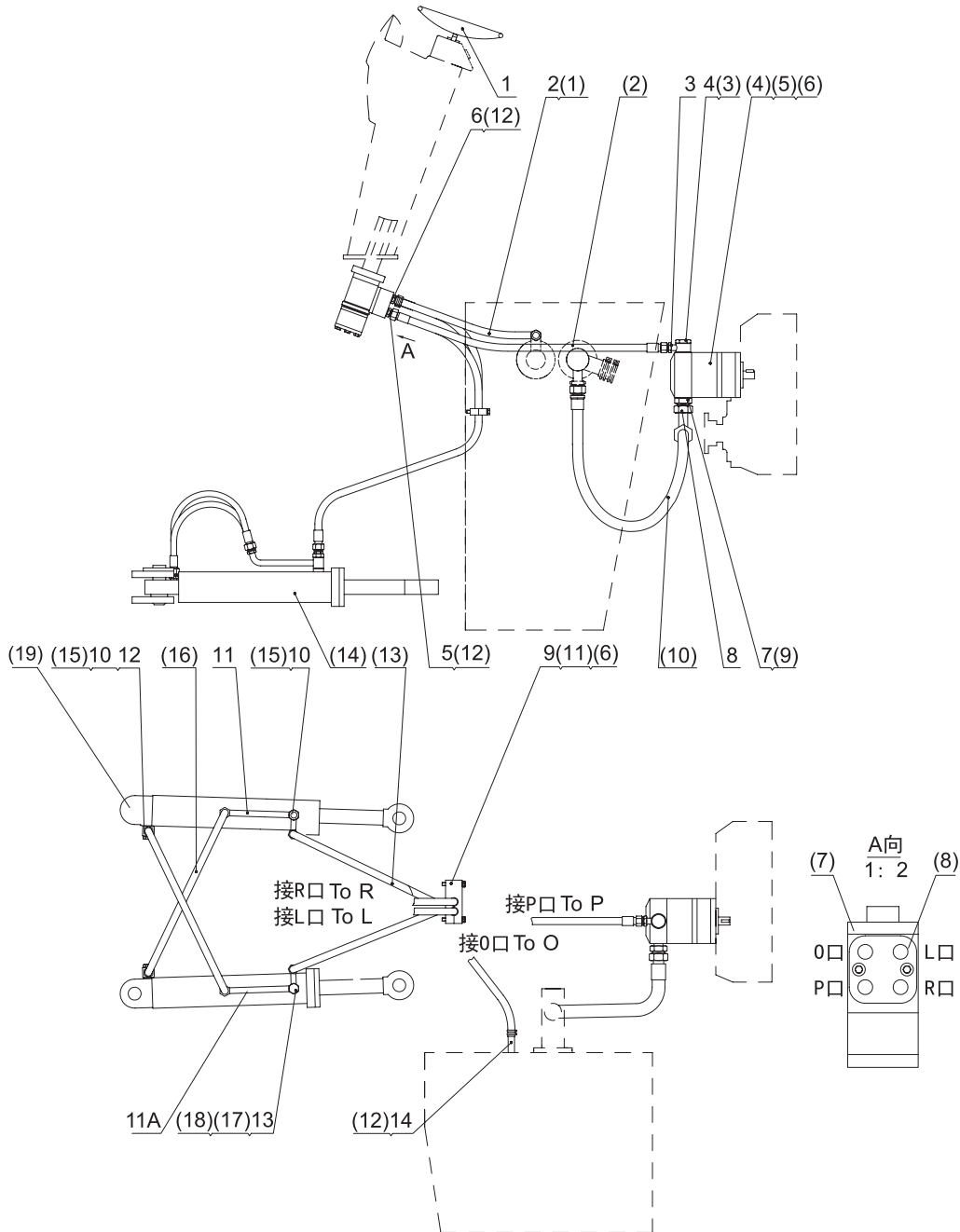
序号 NO.	部件号 PART NO.	零件名称 PART NAME		数量 QTY
0	408100B	制动器总成	Disc Brake Assy	1
1	408109-109D	外钳	Outside Brake	1
2	408113D	活塞	Piston	4
3	408112	矩形密封圈	Square Seal Ring	4
4	ZL50-106	防尘罩	Dust Shroud	4
5	408107-108	制动片	Braking Plate	2
6	GB1235 20×2.4	O形圈	O-ring	2
7	408105-106D	内钳	Inside Brake	1
8	408124	垫圈	Washer	2
9	408104	接头	Joint	2
10	408103	放气嘴	Exhaust Plug	2
11	GB93 20	垫圈	Washer	4
12	ZL50-103	螺栓	Bolt	4
13	GB91 2×20	开口销	Split Pin	2
14	408026	螺栓销	Bolt Pin	2

图40中间轴承座
FIG.40 Intermediate Bearing Case



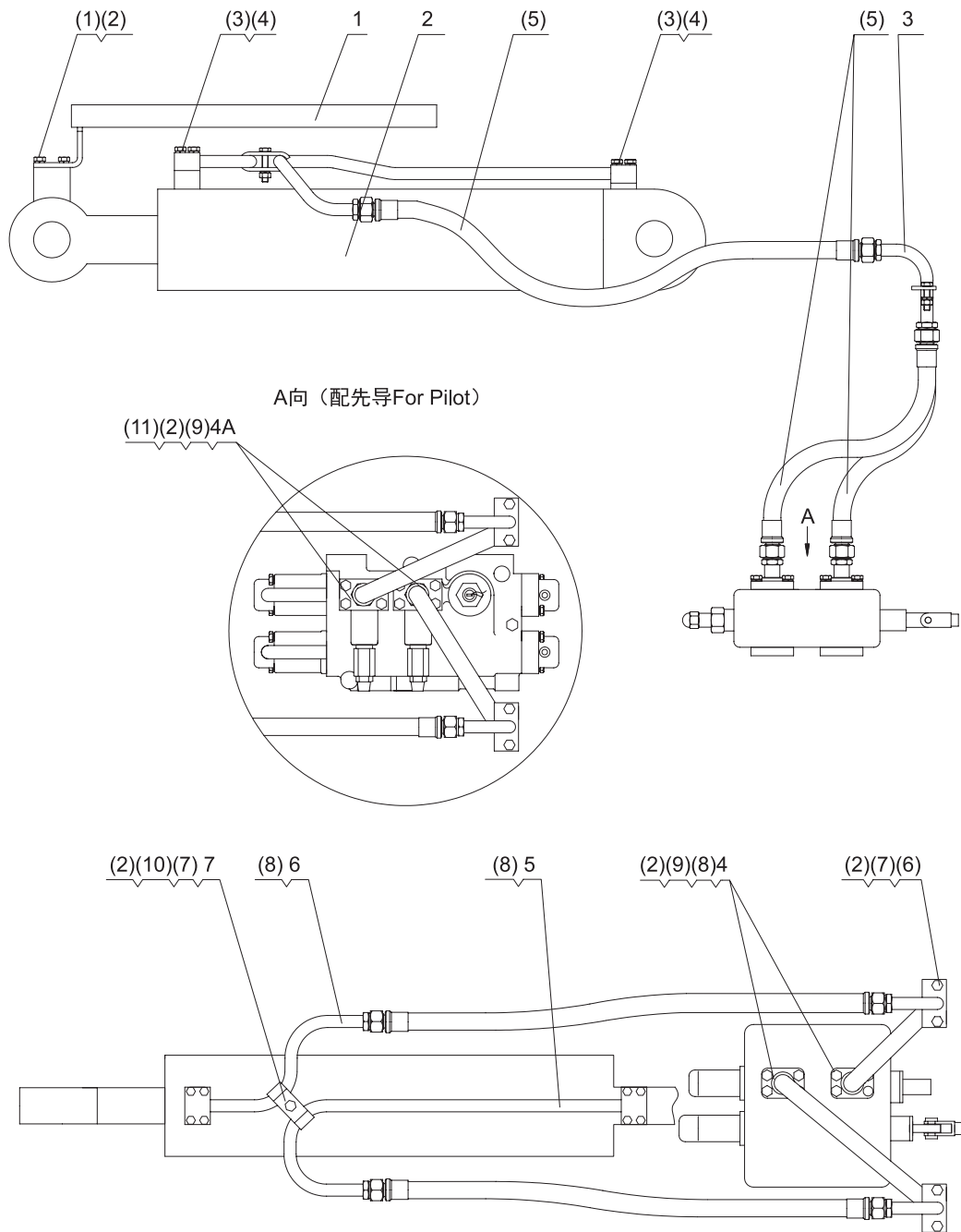
序号 NO.	部件号 PART NO.	零件名称 PART NAME		数量 QTY
1	GB6170 M12	螺母	Nut	6
2	GB93 12	垫圈	Washer	6
3	GB812 M27 × 1.5	圆螺母	Round Nut	2
4	GB858 27	垫圈	Lock Washer	2
5	ZL30G II -04301	垫圈	Washer	2
6	ZL30G II -04307	O型密封圈	O-ring	2
7	ZL30G II -04308	纸垫	Paper Gasket	2
8	ZL30G II -04305	凸缘	Flange	2
9	HG4-692 SG60 × 80 × 12	油封	Oil Seal	2
10	GB5783 M10 × 35	螺栓	Bolt	12
11	GB93 10	垫圈	Washer	12
12	ZL30G II -04303	轴承端盖	Bearing Cover	2
13	GB272 7210C/P6	轴承	Bearing	2
14	ZL30G II -04304	轴承座	Bearing Seat	1
15	GB5782 M12 × 55	螺栓	Bolt	6
16	GB1153 M10 × 1	油杯	Oil Cup	1
17	ZL30G II -04302	轴	Shaft	1

图41 转向液压系统
FIG.41 Steering Hydraulic System



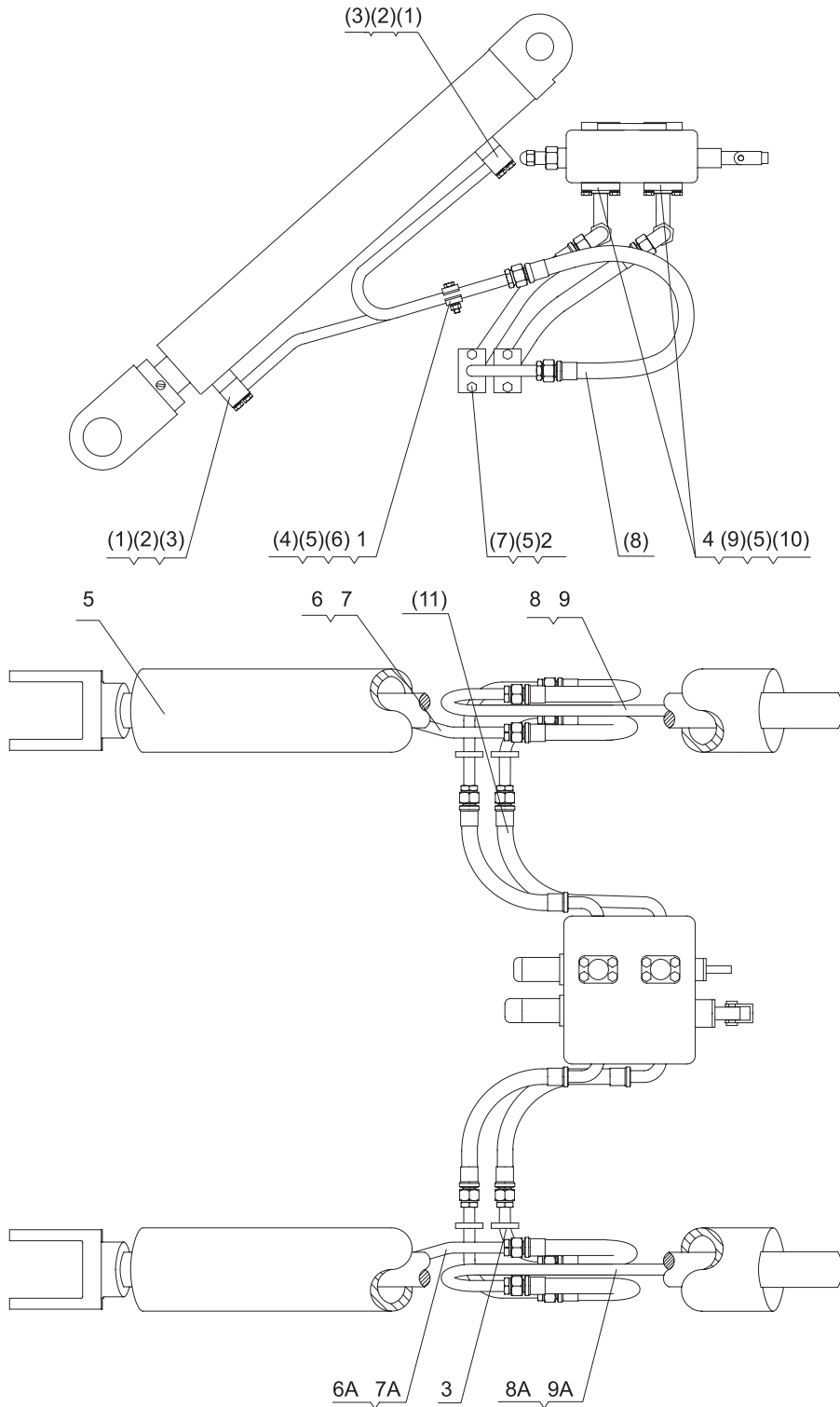
序号 NO.	部件号 PART NO.	零件名称 PART NAME		数量 QTY
1	DG930B-05100	转向装置	Veered Equipment	1
2	SL30W-05001	回油胶管B19-1000	Oil Return Hose	1
3	DG930A-05002	出口接头总成	Exit Fitting Assembly	1
4	DG930A-05003	铰接螺栓	Articulation Blot	1
5	DG930B-05004	接头体	Joint	3
6	DG930B-05005	接头体	Joint	1
7	DG930A-05006	接头体	Joint	1
8	SL30W-05007	吸油接头总成	Inhale Oil Fitting Assembly	1
9	DG930A-05009	管卡	Clamp For Tube	2
10	DG930A-05010	铰接螺栓	Articulation Blot	3
11	DG930A-05011-R	右钢管总成	Steel Tube Assy.(RH)	1
11A	DG930A-05011-L	左钢管总成	Steel Tube Assy.(LH)	1
12	DG930A-05012	接头总成	Fitting Assembly	2
13	DG930A-05013	铰接螺栓	Articulation Blot	1
14	DG930A-05008	接头体	Joint	1
(1)	JB3618.1 26~30	双钢丝卡箍	Clamp	4
(2)	JF100 13 II -970	高压胶管	High-pressure Hose	1
(3)	JB982 27	组合垫圈	Combined Washer	2
(4)	CB-FE40FL	齿轮泵(P反)	Gear Pump	1
(5)	GB5783 M10×30	螺栓	Bolt	2
(6)	GB93 10	垫圈	Washer	4
(7)	BZZ1-E400C	转向器	Redirector Assembly	1
(8)	FKA-123018	阀块	Valve Block	1
(9)	JB982 33	组合垫圈	Combined Washer	1
(10)	JF100 25I-750(1×90°)	高压胶管	Hose Fitting	1
(11)	GB 5780 M10×65	螺栓	Bolt	2
(12)	JB982 20	组合垫圈	Combined Washer	6
(13)	JF100 13 II -1300	高压胶管	High-pressure Hose	2
(14)	DG938-05300	左-转向油缸	Steering Cylinder(LH)	1
(15)	JB982 18	组合垫圈	Combined Washer	8
(16)	JF100 13 II -900	高压胶管	High-pressure Hose	2
(17)	JB982 14	组合垫圈	Combined Washer	1
(18)	JB1000 M14×1.5	螺塞	Screw Plug	1
(19)	DG938-05200	右-转向油缸	Steering Cylinder(RH)	1

图42 翻斗缸管路
FIG.42 Tipping Cylinder Piping



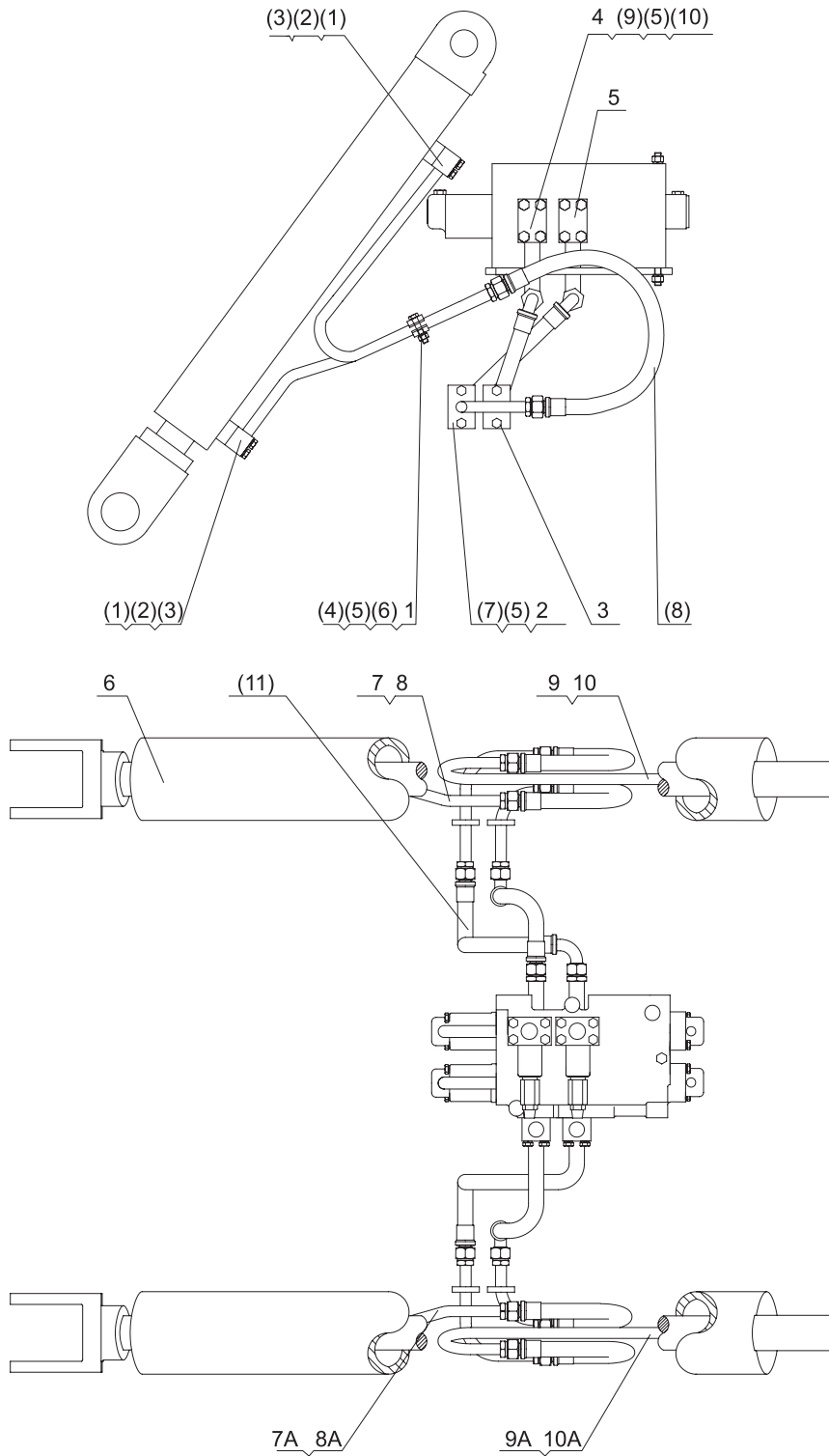
序号 NO.	部件号 PART NO.	零件名称 PART NAME		数量 QTY
1	DG930A-06025	缸杆保护装置	Cylinder Rod Protect Device	1
2	DG938-06500	翻斗油缸	Tipping Cylinder	1
3	DG930A-06004	钢管总成	Steel Tube Assembly	2
4	DG930A-06005	接头总成	Joint Assembly	2
4A	DG931-06005	接头总成	Joint Assembly	2
5	DG930A-06003	钢管总成	Steel Tube Assembly	1
6	DG930A-06001	钢管总成	Steel Tube Assembly	1
7	DG930A-06002	管卡	Tube Clip	2
(1)	GB5781 M10×16	螺栓	Bolt	2
(2)	GB93 10	弹垫	Spring Washer	15
(3)	GB5783 M8×45	螺栓	Bolt	8
(4)	GB93 8	弹垫	Spring Washer	8
(5)	JF100 19-880	高压胶管	High-pressure Hose	4
(6)	GB5783 M10×30	螺栓	Bolt	4
(7)	GB6170 M10	螺母	Nut	5
(8)	GB3452.1 28×3.55	O形圈	O-ring	4
	GB3452.1 28×3.55	O形圈(配先导)	O-ring(for Pilot)	2
(9)	GB5783 M10×60	螺栓	Bolt	8
(10)	GB5781 M10×50	螺栓	Bolt	1
(11)	GB3452.1 37.5×3.55	O形圈	O-ring	2

图43 举升缸管路
 FIG.43 Lifting Cylinder Piping



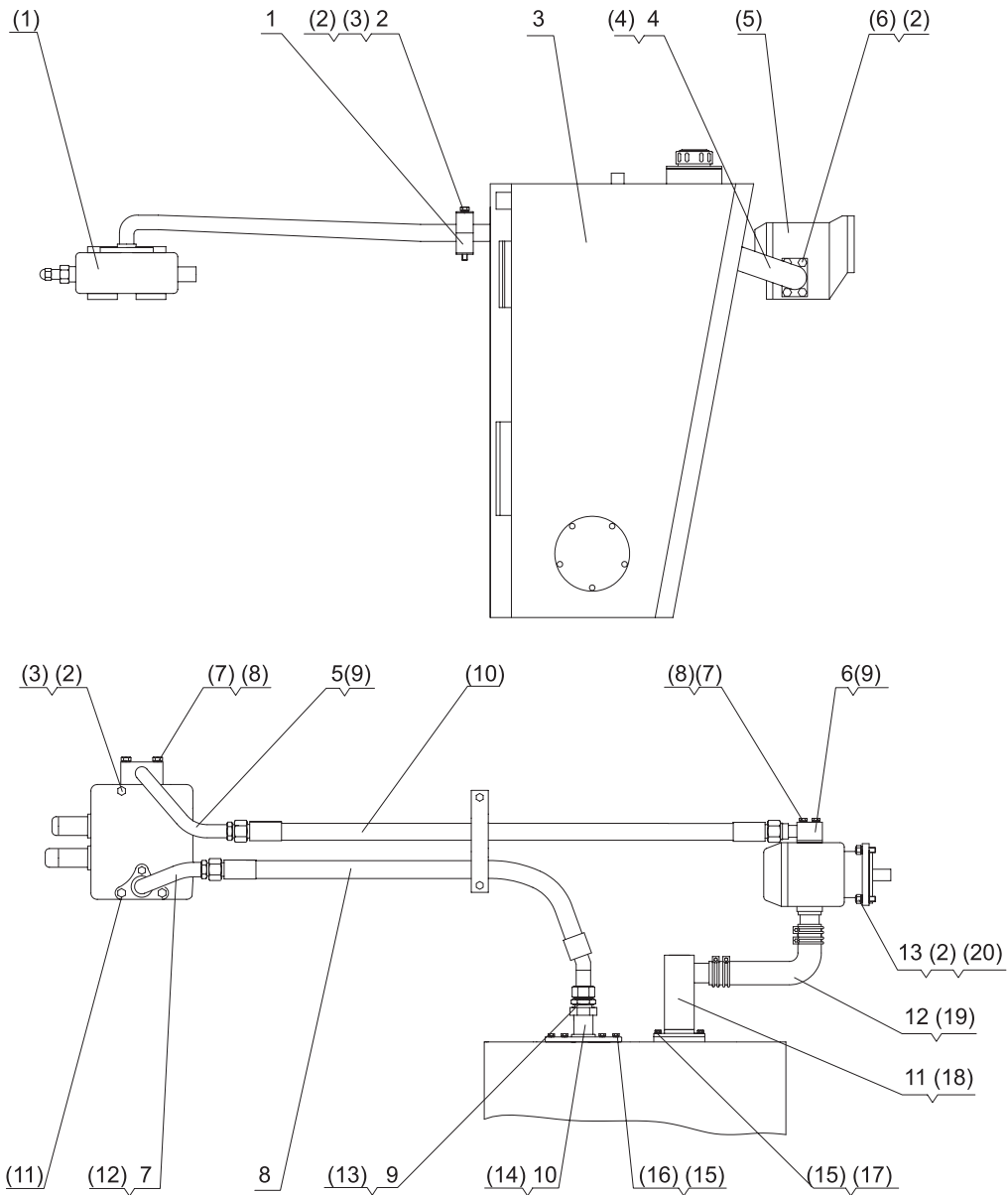
序号 NO.	部件号 PART NO.	零件名称 PART NAME	数量 QTY
1	DG930A-06002	管卡	4
2	DG930A-06017	钢管总成	2
3	DG930A-06018	钢管总成	2
4	DG930A-06014	接头总成	2
5	DG938-06600A	举升油缸	2
	DG938-06600C	举升油缸(配岩石斗)	2
6	DG930A-06016-R	右举升缸前油口钢管	1
6A	DG930A-06016-L	左举升缸前油口钢管	1
7	ZL30G II -06019	右举升缸前油口钢管(配岩石斗)	1
7A	ZL30G II -06020	左举升缸前油口钢管(配岩石斗)	1
8	DG930A-06015-R	右举升缸后油口钢管	1
8A	DG930A-06015-L	左举升缸后油口钢管	1
9	ZL30G II -06018	右举升缸后油口钢管(配岩石斗)	1
9A	ZL30G II -06021	左举升缸后油口钢管(配岩石斗)	1
(1)	GB3452.1 22.4×3.55	O形圈	4
(2)	GB5783 M8×45	螺栓	16
(3)	GB93 8	弹垫	16
(4)	GB5781 M10×50	螺栓	2
(5)	GB93 10	弹垫	18
(6)	GB6170 M10	螺母	2
(7)	GB5781 M10×25	螺栓	8
(8)	JF100 19-950	高压胶管	4
(9)	GB3452.1 28×3.55	O形圈	2
(10)	GB5783 M10×60	螺栓	8
(11)	JF100 19-510	高压胶管	4

图44 举升缸管路(先导)
 FIG.44 Lifting Cylinder Piping(Pilot)



序号 NO.	部件号 PART NO.	零件名称 PART NAME	数量 QTY
1	DG930A-06002	管卡 Tube Clip	4
2	DG930A-06017	钢管总成 Steel Tube Assembly	2
3	DG930A-06018	钢管总成 Steel Tube Assembly	2
4	DG931-06014B	接头总成 Joint Assembly	1
5	DG931-06035A	接头总成 Joint Assembly	1
6	DG938-06600A	举升油缸 Lifting Cylinder	2
	DG938-06600C	举升油缸(配岩石斗) Lifting Cylinder(For Rock Bucket)	2
7	DG930A-06016-R	右举升缸前油口钢管 Steel Tube(RH)	1
7A	DG930A-06016-L	左举升缸前油口钢管 Steel Tube(LH)	1
8	ZL30G II -06019	右举升缸前油口钢管(配岩石斗) Steel Tube(For Rock Bucket)	1
8A	ZL30G II -06020	左举升缸前油口钢管(配岩石斗) Steel Tube(For Rock Bucket)	1
9	DG930A-06015-R	右举升缸后油口钢管 Steel Tube(RH)	1
9A	DG930A-06015-L	左举升缸后油口钢管 Steel Tube(LH)	1
10	ZL30G II -06018	右举升缸后油口钢管(配岩石斗) Steel Tube(For Rock Bucket)	1
10A	ZL30G II -06021	左举升缸后油口钢管(配岩石斗) Steel Tube(For Rock Bucket)	1
(1)	GB3452.1 22.4 × 3.55	O形圈 O-ring	4
(2)	GB5783 M8 × 45	螺栓 Bolt	16
(3)	GB93 8	弹垫 Spring Washer	16
(4)	GB5781 M10 × 55	螺栓 Bolt	2
(5)	GB93 10	弹垫 Spring Washer	18
(6)	GB6170 M10	螺母 Nut	2
(7)	GB5781 M10 × 25	螺栓 Bolt	4
(8)	JF100 19-950	高压胶管 High-pressure Hose	4
(9)	GB3452.1 37.5 × 3.55	O形圈 O-ring	2
(10)	GB5783 M10 × 60	螺栓 Bolt	8
(11)	JF100 19-510	高压胶管 High-pressure Hose	4

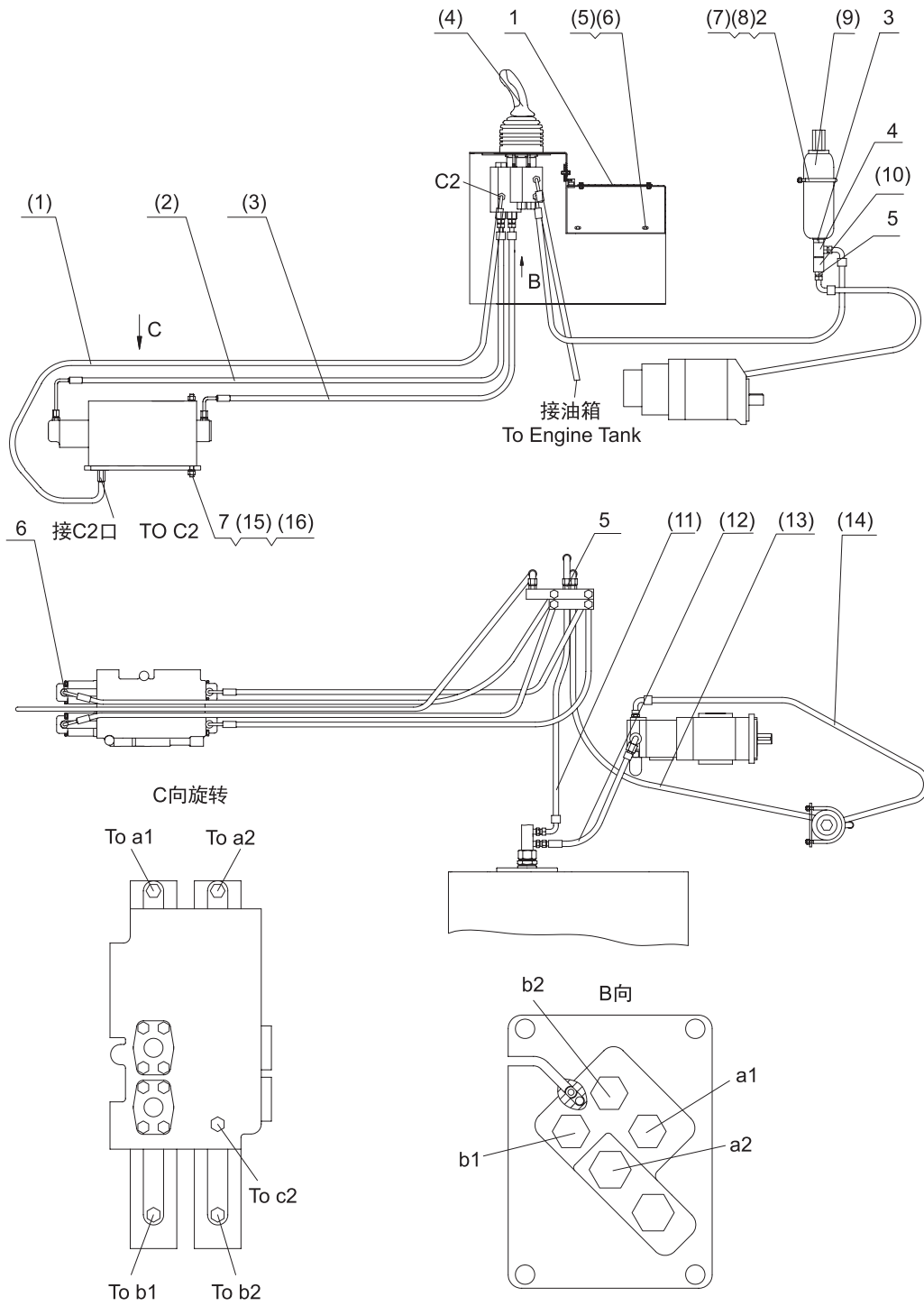
图45 多路阀/工作泵管路
 FIG.45 Multiple Unit Valve/Work Pump Piping



序号 NO.	部件号 PART NO.	零件名称 PART NAME	数量 QTY
1	DG930A-06012	管卡	1
2	DG930A-06011	管卡	1
3	DG938-06200	液压油箱	1
4	DG938-06008	工作泵吸油接头	1
5	DG930A-06013A	进油接头总成	1
6	DG930A-06010	出油接头总成	1
7	DG930A-06019A	回油接头总成	1
8	DG930A-06020B	多路阀回油胶管	1
9	DG930A-06022	接头体	1
10	DG938-06023	连接盘	1
11	DG938-06022	吸油接头总成	1
12	DG938-06006	吸油胶管	1
13	DG930A-06009	双头螺柱	4
(1)	DF25.2C	多路阀	1
(2)	GB93 12	弹垫	14
(3)	GB5780 M12×120	螺栓	4
(4)	GB3452.1 42.5×3.55	O形圈	1
(5)	CBGj2100、CBGq2100	齿轮泵P反	1
(6)	GB5781 M12×35	螺栓	4
(7)	GB5783 M10×60	螺栓	8
(8)	GB93 10	弹垫	1
(9)	GB3452.1 37.5×3.55	O形圈	2
(10)	JF100 25-1300	高压胶管	1
(11)	GB5780 M12×140	螺栓	2
(12)	GB1235 50×3.1	O形圈	1
(13)	JB982 42	组合垫圈	1
(14)	GB1235 140×3.1	O形圈	1
(15)	GB93 8	弹垫	12
(16)	GB5783 M8×25	螺栓	6
(17)	GB5783 M8×30	螺栓	6
(18)	GB3452.1 58×3.55	O形圈	1
(19)	JB3618.1 57-62	双钢丝卡箍	1
(20)	GB6170 M12	螺母	4

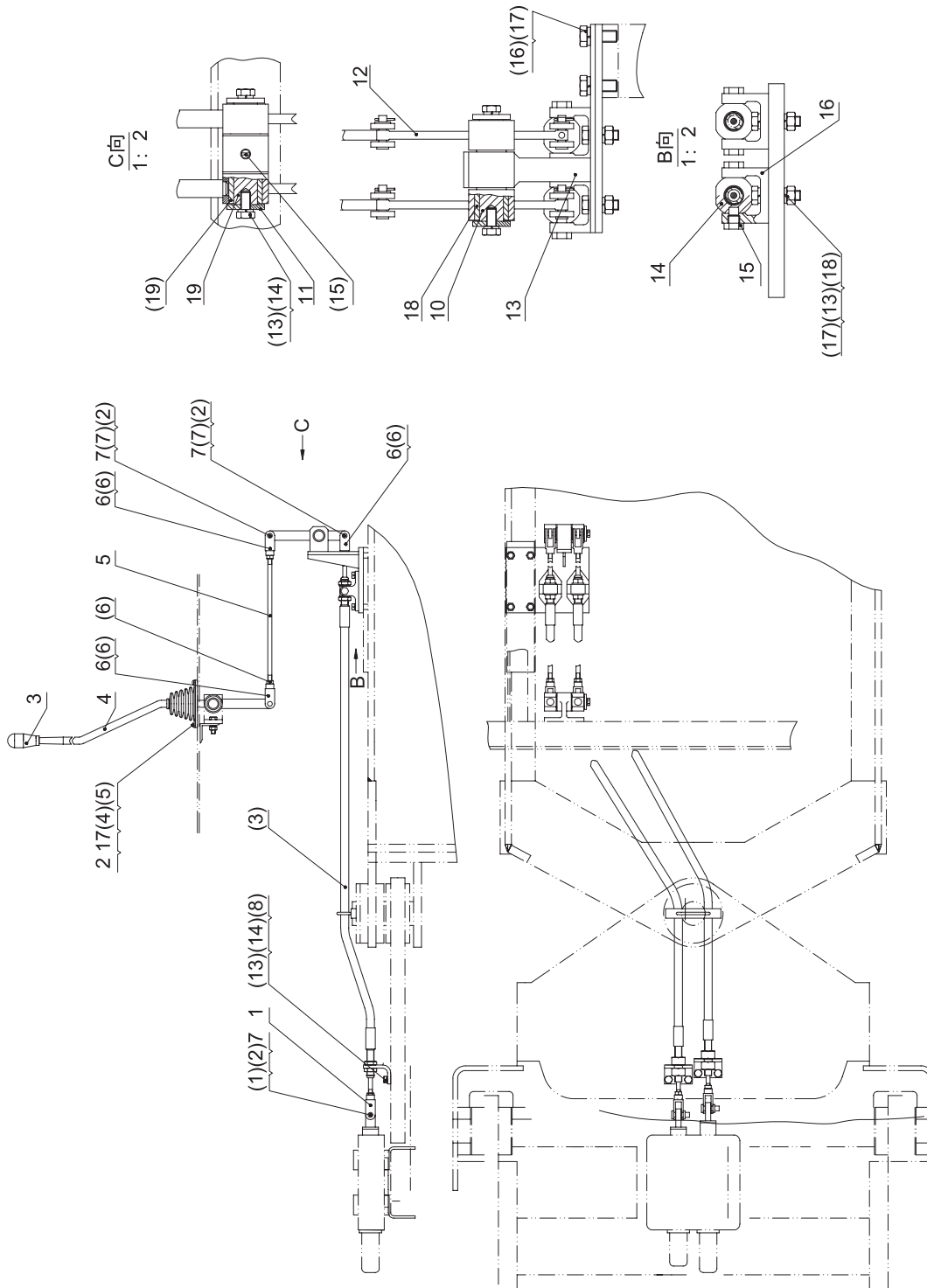
序号 NO.	部件号 PART NO.	零件名称 PART NAME	数量 QTY	
1	DG931-06019A	回油接头总成	Oil Return Joint Assembly	1
2	DG930A-06020B	多路阀回油胶管	Oil Return Hose	1
3	DG930A-06012	管卡	Tube Clip	1
4	DG930A-06011	管卡	Tube Clip	1
5	DG938-06200	液压油箱	Hydraulic Oil Tank	1
6	DG938-06008	吸油口接头总成	Oil Inlet Joint Assembly	1
7	DG931-06013	进油接头总成	Oil-in Joint Assembly	1
8	DG931-06010	出油接头总成	Oil Outlet Joint Assembly	1
9	DG931-06021A	回油管接头总成	Oil Return Tube Joint Assembly	1
10	DG930A-06022	接头体	Joint	1
11	DG938-06022	吸油钢管总成	Oil Inlet Steel Tube Assembly	1
12	DG938-06006	吸油胶管	Oil Inlet Hose	1
13	DG938-06023	连接盘	Connecting Plate	1
14	DG930A-06009	双头螺栓	Double-screw Bolt	4
(1)	GB93 12	弹垫	Spring Washer	20
(2)	GB3452.1 42.5×3.55	O形圈	O-ring	3
(3)	GB5783 M12×30	螺栓	Bolt	4
(4)	GB5781 M12×35	螺栓	Bolt	4
(5)	GB5783 M12×60	螺栓	Bolt	4
(6)	JH100 25-1330	高压胶管	High-pressure Hose	1
(7)	GB5780 M12×110	螺栓	Bolt	2
(8)	GB93 10	弹垫	Spring Washer	4
(9)	GB5783 M10×60	螺栓	Bolt	4
(10)	GB3452.1 37.5×3.55	O形圈	O-ring	1
(11)	JB982 42	组合垫圈	Combined Washer	1
(12)	GB5783 M8×30	螺栓	Bolt	6
(13)	GB93 8	弹垫	Spring Washer	12
(14)	GB3452.1 58×3.55	O形圈	O-ring	1
(15)	JB3618.1 57-62	双钢丝卡箍	Clamp	2
(16)	GB1235 140×3.1	O形圈	O-ring	1
(17)	GB5783 M8×25	螺栓 M8×25	Bolt	6
(18)	CBGj2100/1016-XF	双联齿轮泵	Gear Pump	1
(19)	GB6170 M12	螺母	Nut	4
(20)	D32.2	液控多路阀	Hydraulic Multiple Unit Valve	1

图47 先导阀管路
FIG.47 Pilot Valve Piping



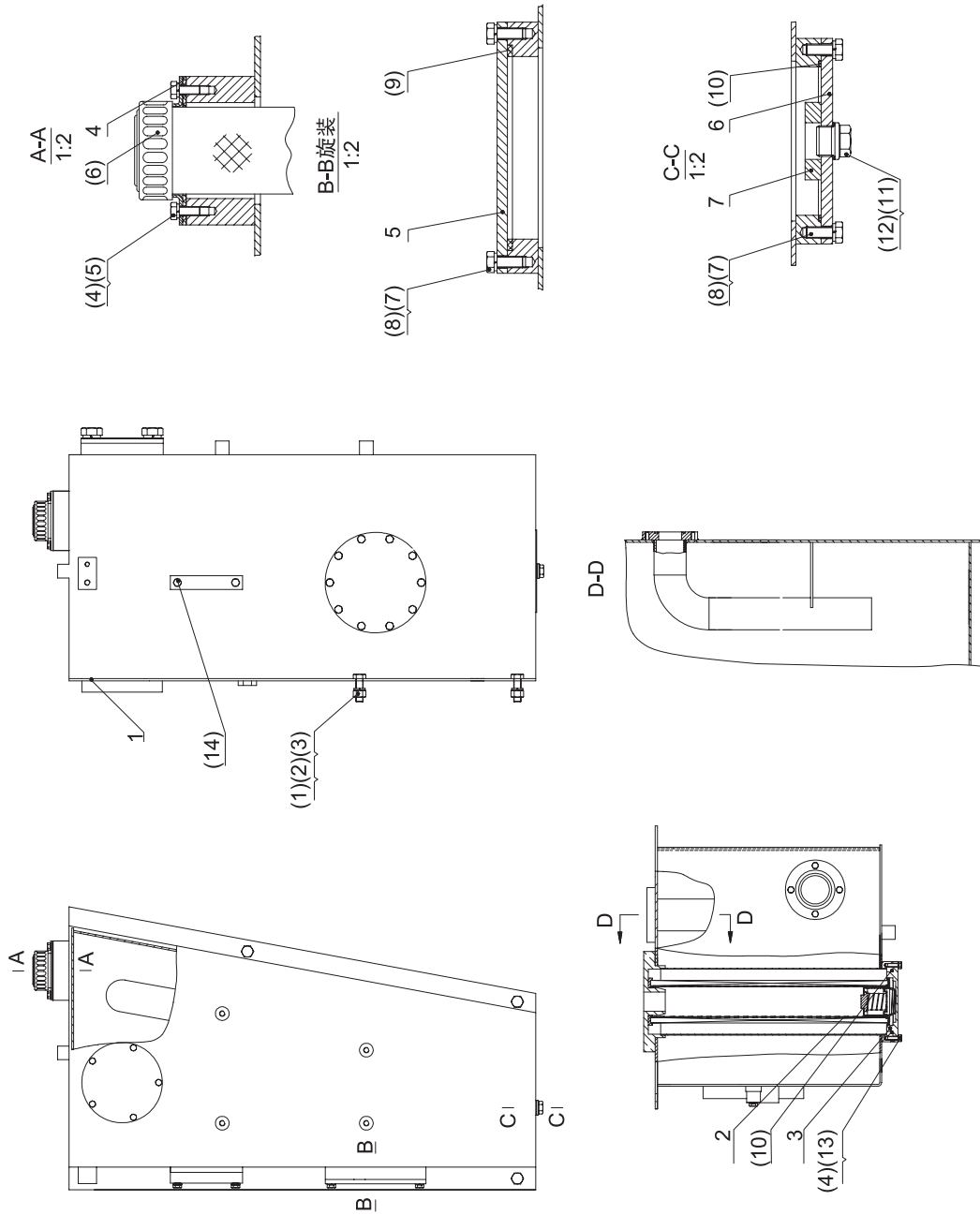
序号 NO.	部件号 PART NO.	零件名称 PART NAME		数量 QTY
1	DG965-06008	盖板	Cover Board	1
2	ZL50G2-06010	U形螺栓	U-bolt	1
3	ZL50G2-06011	接头	Joint	1
4	ZL50G2-06012	接头总成	Joint Assembly	1
5	ZL50G2-06013	接头	Joint	2
6	ZL50G2-06007	接头	Joint	13
7	ZL50G2-06031	丝杆	Lead Screw	3
(1)	JH100 8-2750(1×90°)	聚氨酯胶管	Hose	1
(2)	JH100 8-2350(1×90°)	聚氨酯胶管	Hose	2
(3)	JH100 8-1800(1×90°)	聚氨酯胶管	Hose	2
(4)	DXS-00	先导阀	Pilot Valve	1
(5)	GB95 5	平垫	Flat washer	4
(6)	GB5781 M5×10	螺栓	Bolt	4
(7)	GB95 8	平垫	Flat washer	2
(8)	GB6170 M8	螺母	Nut	2
(9)	NXQ1-L0.63/10-H	囊式蓄能器	Accumulator	1
(10)	DIF-L10H1	直通单向阀	One-way Valve	1
(11)	JH100 8-1350(2×90°)	聚氨酯胶管	Hose	1
(12)	JH100 8-450(1×90°)	聚氨酯胶管	Hose	1
(13)	JH100 8-2250(1×90°)	聚氨酯胶管	Hose	1
(14)	JH100 8-1350(1×90°)	聚氨酯胶管	Hose	1
(15)	GB93 12	弹垫	Spring Washer	3
(16)	GB6170 M12	螺母	Nut	3

图48 工作液压操纵系统
FIG.48 Work Hydraulic Control System



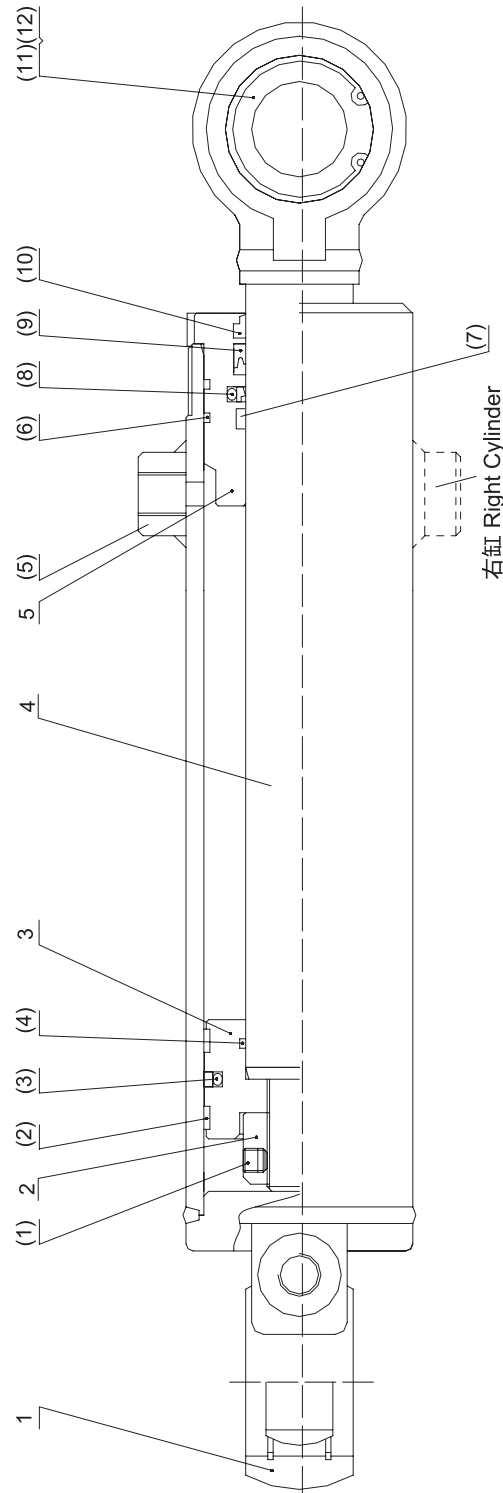
序号 NO.	部件号 PART NO.	零件名称 PART NAME	数量 QTY
1	ZL30G II -06101	连接叉 Yoke	2
2	ZL30G II -06102	压板 Press Plate	2
3	ZL30G II -06103	手柄套 Rein Sleeve	2
4	ZL30G II -06104	操纵杆 Control Rod	2
5	ZL30G II -06105	连接杆 Connect Rod	2
6	ZL30G II -06106	连接叉 Yoke	6
7	ZL30G II -06107	销轴 Pin	8
10	ZL30G II -06110	轴 Shaft	1
11	ZL30G II -06111	垫 Gasket	4
12	ZL30G II -06112	摇臂 Rocker Arm	2
13	ZL30G II -06113	支架 Bracket	1
14	ZL30G II -06114	铰轴套 Joint Sleeve	2
15	ZL30G II -06115	栓销 Pin	4
16	ZL30G II -06116	支座 Bracket	2
17	ZL30G II -06117	防尘套 Dirt-proof Boot	2
18	ZL30G II -06118	衬套 Bush	2
19	ZL30G II -06119	轴 Shaft	1
(1)	GB95 12	平垫 Washer	2
(2)	GB91 2×30	开口销 Forelock	6
(3)	DG938-061-TLRZ	推拉软轴 $\phi 6 \times 1500$ Push-pull Flexible Shaft	2
(4)	GB93 5	垫圈 Washer	8
(5)	GB818 M5×14	螺钉 Screw	8
(6)	GB6171 M10×1	螺母 Nut	4
(7)	GB95 8	平垫 Washer	6
(8)	GB95 10	垫圈 Washer	4
(13)	GB93 10	垫圈 Washer	12
(14)	GB5781 M10×25	螺栓 Bolt	8
(15)	GB71 M10×10	顶丝 Silk	2
(16)	GB5783 M12×40	螺栓 Bolt	4
(17)	GB93 12	垫圈 Washer	8
(18)	GB6170 M10	螺母 Nut	4
(19)	GB5801 NK122/16	滚针轴承(轻系列) Bearing (Thin)	4

图49 液压油箱总成
FIG.49 Hydraulic Tank Assembly



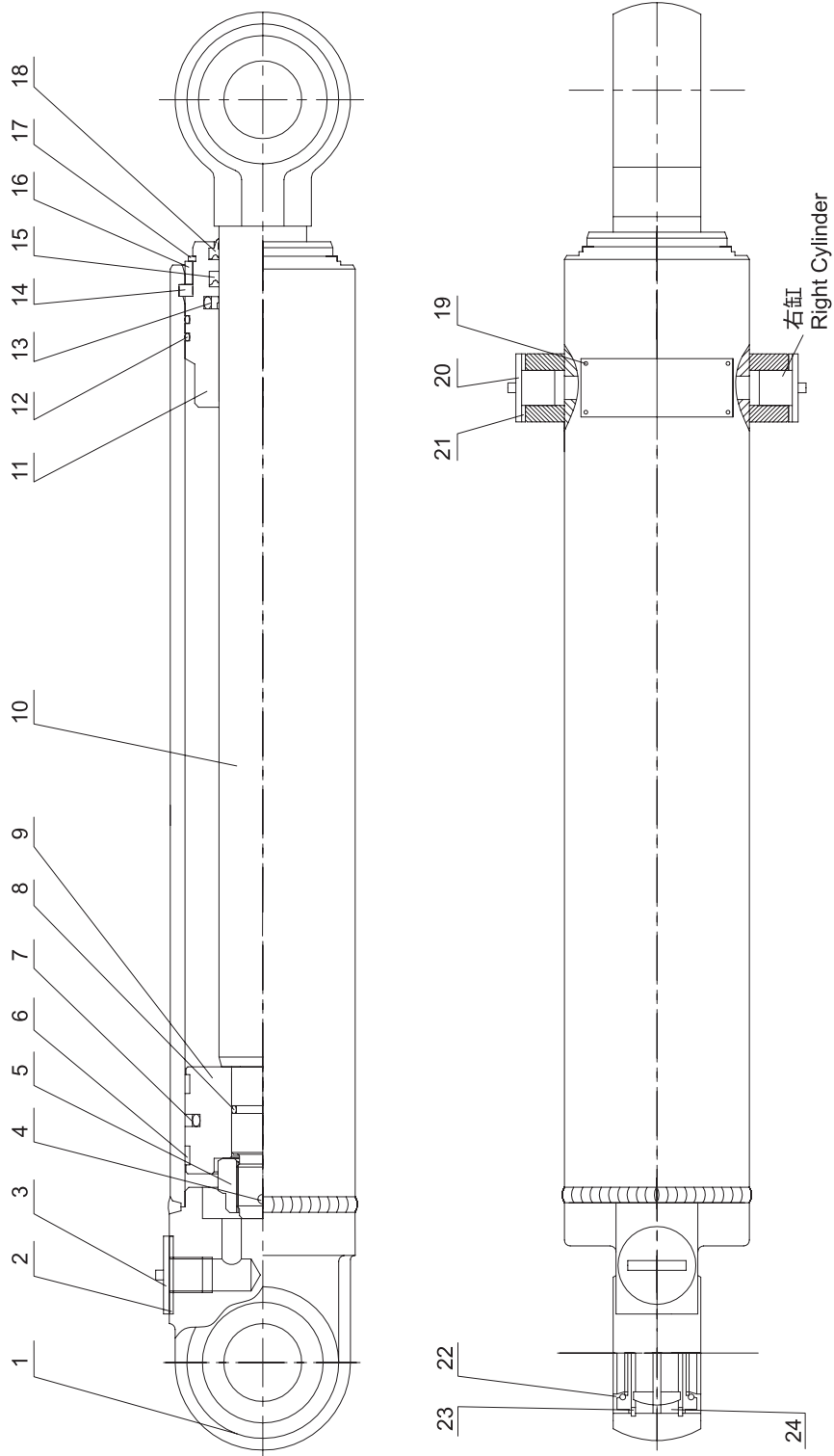
序号 NO.	部件号 PART NO.	零件名称 PART NAME		数量 QTY
1	DG938-06201	机油箱体	Engine Oil Tank	1
2	Y LX-749	滤油器	Oil Filter	1
3	DG938-06203	压盖	Cover	1
4	DG938-06204	橡胶垫	Rubber Washer	1
5	DG938-06205	盖	Cover	1
6	DG938-06206	法兰盘	Flange Pan	1
7	ZL30GII-01203	磁铁	Magnet	1
(1)	GB6170 M16	螺母	Nut	5
(2)	GB93 16	垫圈	Washer	5
(3)	GB5783 M16×55	螺栓	Bolt	5
(4)	GB93 8	垫圈	Washer	9
(5)	GB5781 M8×16	螺栓	Bolt	4
(6)	QL-10-00	加油滤清器	Oil-filling Strainer	1
(7)	GB5781 M10×25	螺栓	Bolt	18
(8)	GB93 10	垫圈	Washer	18
(9)	GB1235 φ180×5.7	O形圈	O-ring	1
(10)	GB1235 φ140×3.1	O形圈	O-ring	2
(11)	JB1000 M27×2	螺塞	Plug Screw	1
(12)	JB982 27	组合垫圈	Combined Washer	1
(13)	GB5781 M8×25	螺栓	Bolt	5
(14)	YWZ-127	油标	Oil Pointer	1

图50 转向油缸(120101)
FIG.50 Steering Cylinder



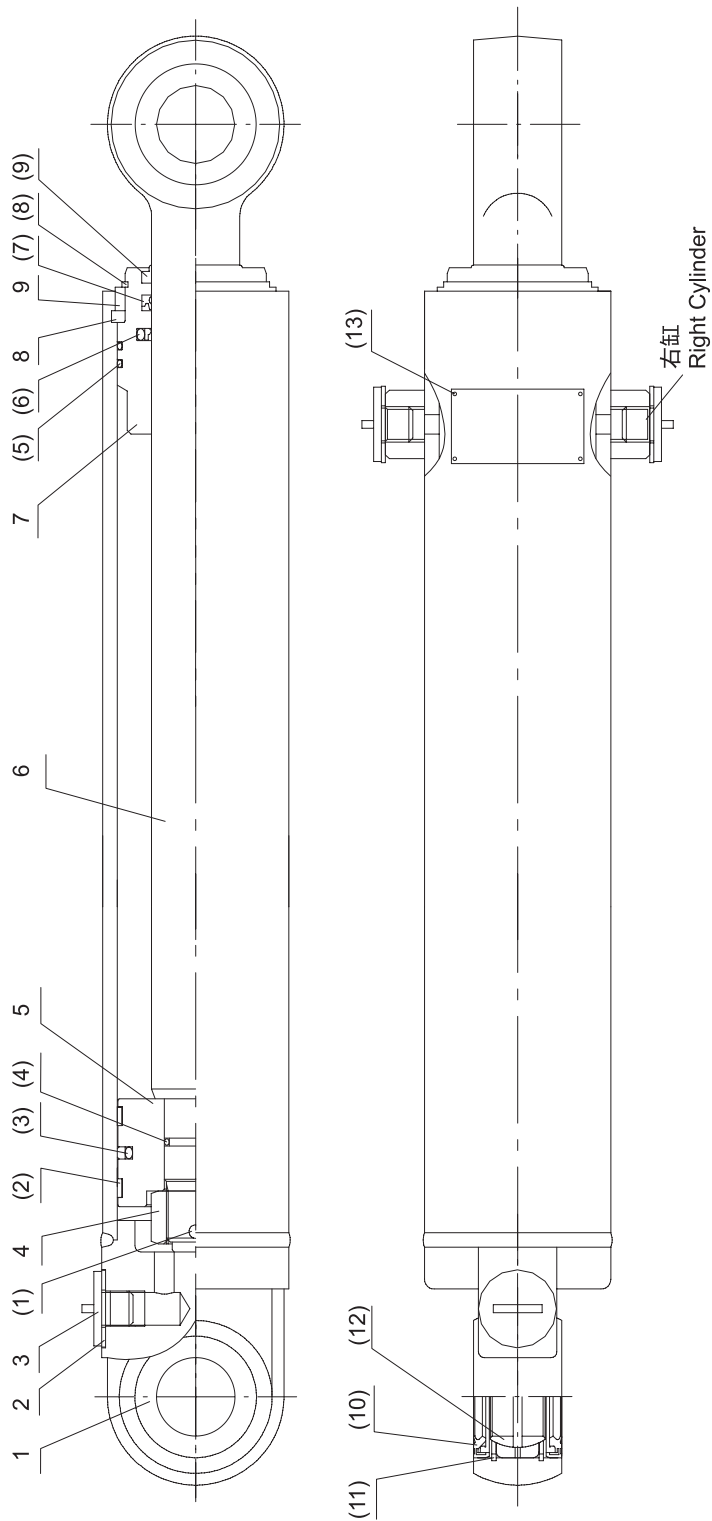
序号 NO.	部件号 PART NO.	零件名称 PART NAME		数量 QTY
0	DG938-05200	右转向油缸	Steering Cylinder (RH)	1
	DG938-05300	左转向油缸	Steering Cylinder (LH)	1
1	DZ80/45×339-00-01	缸体	Cylinder Body	1
2	HSGXK80/45E-Ec-02	螺母	Nut	1
3	HSGXK80/45F-Ec-03	活塞	Piston	1
4	HSGXK80/45BE-EG-04	活塞杆	Piston Rod	1
5	HSGL80/45F-Ec-02	导向套	Guide Sleeve	1
(1)	GB77 M10×10	内六角平端紧定螺钉	Screw	1
(2)	80×75×9.5	支承环	Support Ring	2
(3)	CB0123 D80	组合滑环	Combined Ring	1
(4)	GB1235 D50×3.1	O形圈	O-ring	1
(5)	M18×1.5	保护帽	Protective Cap	2
(6)	GB1235 D80×3.1	O形圈	O-ring	2
(7)	FCT-10	导向带15×2.5	Guidance Tape	2
(8)	CB0123 D45	组合滑环	Combined Ring	1
(9)	MA39 45×55×10	Y形圈	Y-ring	1
(10)	CB0131 45×55×10	防尘圈	Dustband	1
(11)	GB304.5 GE40ES	关节轴承	Joint Bearing	2
(12)	GB893.1 D62	孔用弹性挡圈	Circlip	4

图51 转向油缸(370707)
FIG.51 Steering Cylinder



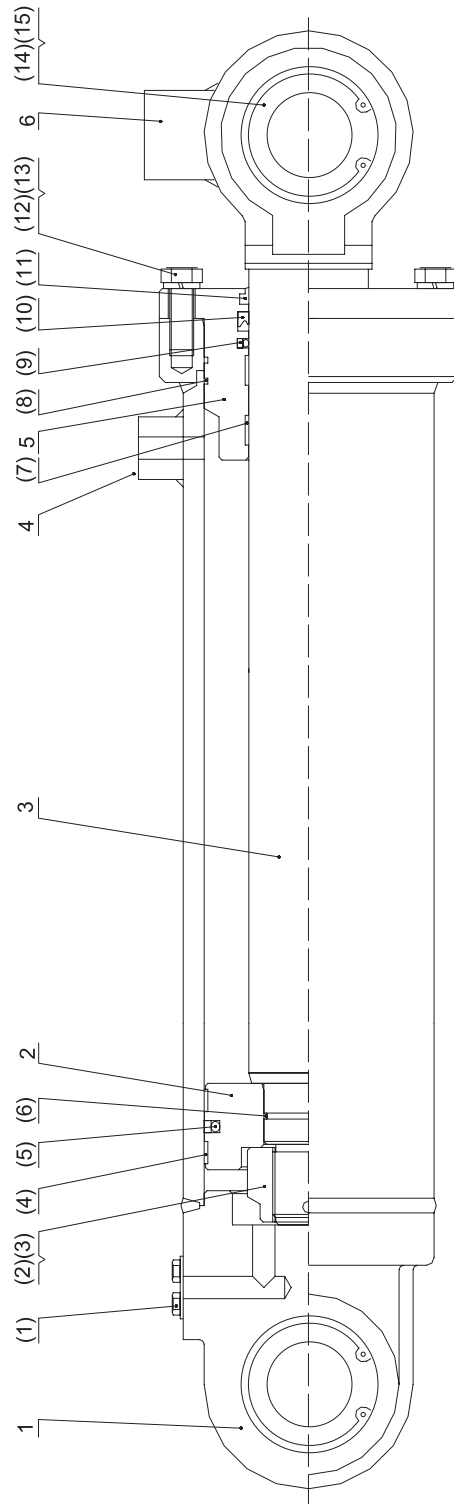
序号 NO.	部件号 PART NO.	零件名称 PART NAME	数量 QTY
0	DG938-05200	右转向油缸	1
	DG938-05300	左转向油缸	1
1	ZGF80/45-11231-399DGL-01	左缸体	1
	ZGF80/45-11231-399DGR-01	右缸体	1
2	FHJD30-01	防护胶垫1	1
3	FHS30-01	防护塞	1
4	GB91 5×50	销	1
5	ZGF80/45-11231-294-08	六角槽螺母	1
6	ZGF80/45-11231-294-02	支承环	2
7	ZHQD80	组合滑环	1
8	GB1235 32×3.1	O形圈	1
9	ZGF80/45-11231-294-03	活塞	1
10	ZGF80/45-11231-399DG-02	活塞杆	1
11	ZGF80/45-11231-294-04	导向套	1
12	GB1235 80×3.1	O形圈	2
13	ZHQD45	组合滑环	1
14	ZGF80/45-11231-294-05	卡键	1
15	45×55×7.3	Y形密封圈	1
16	ZGF80/45-11231-294-06	挡环	1
17	GB894.1 72	挡圈	1
18	d45×D55×10	防尘圈	1
19	GB867 2×4	铆钉	4
20	FHS30-02	防护塞2	1
21	FHJD30-02	防护胶垫2	1
22	GB9877.1 40×62×8	骨架油封	4
23	GB893.1 62	挡圈	4
24	GB304.5 GE40ES	关节轴承	2

图52 转向油缸(370901)
FIG.52 Steering Cylinder



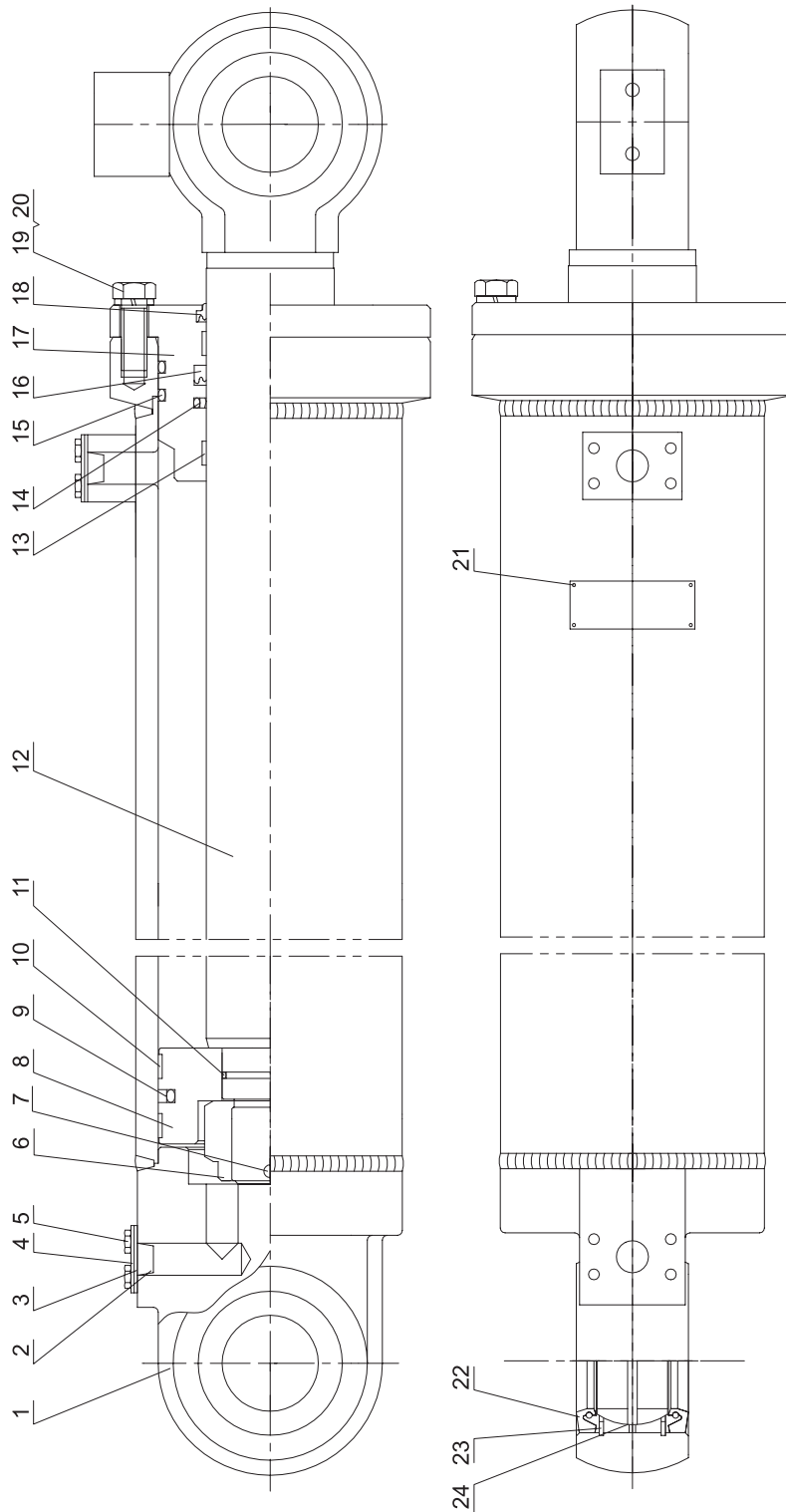
序号 NO.	部件号 PART NO.	零件名称 PART NAME		数量 QTY
0	DG938-05200	右转向油缸	Steering Cylinder (RH)	1
	DG938-05300	左转向油缸	Steering Cylinder (LH)	1
1	ZL30D-03R.1	右缸体	Cylinder Body(RH)	1
	ZL30D-03L.1	左缸体	Cylinder Body(LH)	1
2	ZL30QF.30-5	胶垫	Rubber Mat	2
3	ZL30QF.30-4	保护塞	Protection Plug	2
4	ZL30QF.30-3A	开槽螺母	Slotted Nut	1
5	ZL30QF.30-1	活塞	Piston	1
6	ZL30D-03L-1	活塞杆	Piston	1
7	ZL30QF.30-2A	导向套	Guide Sleeve	1
8	ZL30X.9.1-2	卡环	Snap Ring	1
9	ZL30X.9.1-1	挡环	Baffle Ring	1
(1)	GB91 5×50	开口销	Cotter Pin	1
(2)	5909	支承环80×75×9.7	Support Ring	2
(3)	GH80×64.5×6.3	活塞密封D80	Piston Seal	1
(4)	GB1235 32×3.1	O形圈	O-ring	1
(5)	GB1235 80×3.1	O形圈	O-ring	2
(6)	GS45×60.1×6.3	组合密封D45	Combined Seal	1
(7)	SIL45×55×8	密封D45	Seal	1
(8)	GB894.1 72	挡圈	Circlip	1
(9)	45×55.3×6	防尘圈D45	Dust Ring	1
(10)	GB9877.1 40×62×8	骨架油封	Oil Seal	4
(11)	GB893.1 62	挡圈	Circlip	4
(12)	GB304.5 GE40ES	关节轴承	Joint Bearing	2
(13)	GB867 2×4	铆钉	Rivet	4

图53 翻斗油缸(120101)
FIG.53 Tipping Cylinder



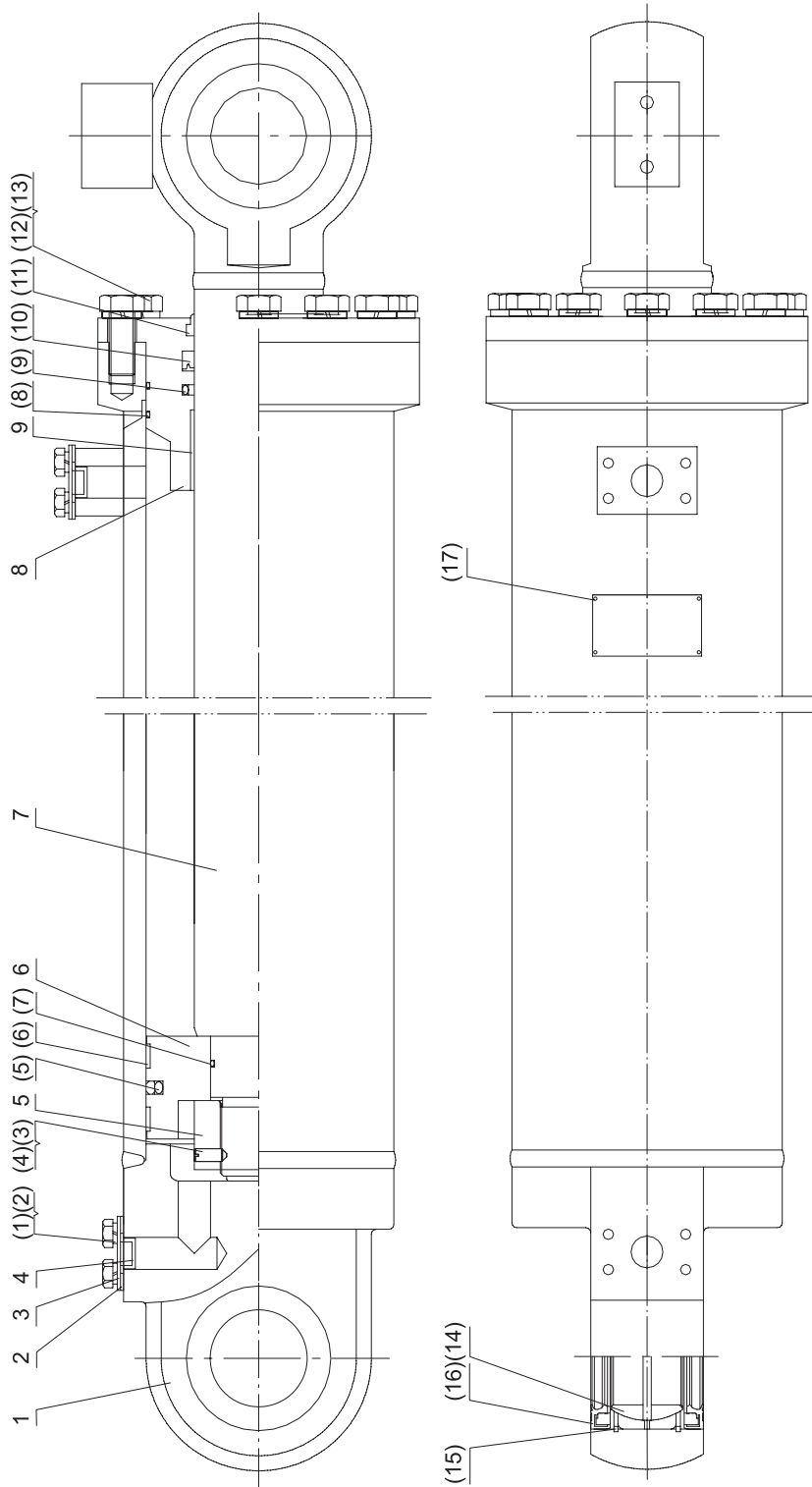
序号 NO.	部件号 PART NO.	零件名称 PART NAME	数量 QTY
0	DG938-06500	翻斗油缸 Tipping Cylinder	1
1	DZ140/80 × 529-01	缸体 Cylinder Body	1
2	HSGK140/80F-Ec-02	活塞 Piston	1
3	HSGK140/80BE-EG-03	活塞杆 Piston Rod	1
4	DZ140/80 × 529-02	保护盖 Protective Cover	2
5	DZ140/80 × 529-03	端盖 End Cover	1
6	DZ30GII140/80 × 529-01	标尺座 Scale Base	1
(1)	GB5780 M8 × 10	六角头螺栓 Bolt	4
(2)	GB6178 M48 × 2-6H	六角开槽螺母 Slotted Nut	1
(3)	GB91 Φ8 × 90	开口销 Cotter	1
(4)	140 × 135 × 14.8	支承环 Support Ring	2
(5)	CB0123 D140	组合滑环 Combined Ring	1
(6)	GB1235 D60 × 3.1	O形圈 O-ring	1
(7)	FCT-20 d80 × D85 × L20	导向带 Guidance Tape	2
(8)	GB1235 D140 × 3.1	O形圈 O-ring	2
(9)	CB0123 d80	组合滑环 Combined Ring	1
(10)	MA39 80 × 95 × 10	Y形圈 Y-ring	1
(11)	CB0131 80 × 92 × 11	防尘圈 Dustband	1
(12)	GB5782 M16 × 45	六角头螺栓 Bolt	10
(13)	GB93 16	弹簧垫圈 Spring Washer	10
(14)	GB304.5 GE60ES	关节轴承 Joint Bearing	2
(15)	GB893.1 D90	孔用弹性挡圈 Circlip	4

图54 翻斗油缸(370707)
FIG.54 Tipping Cylinder



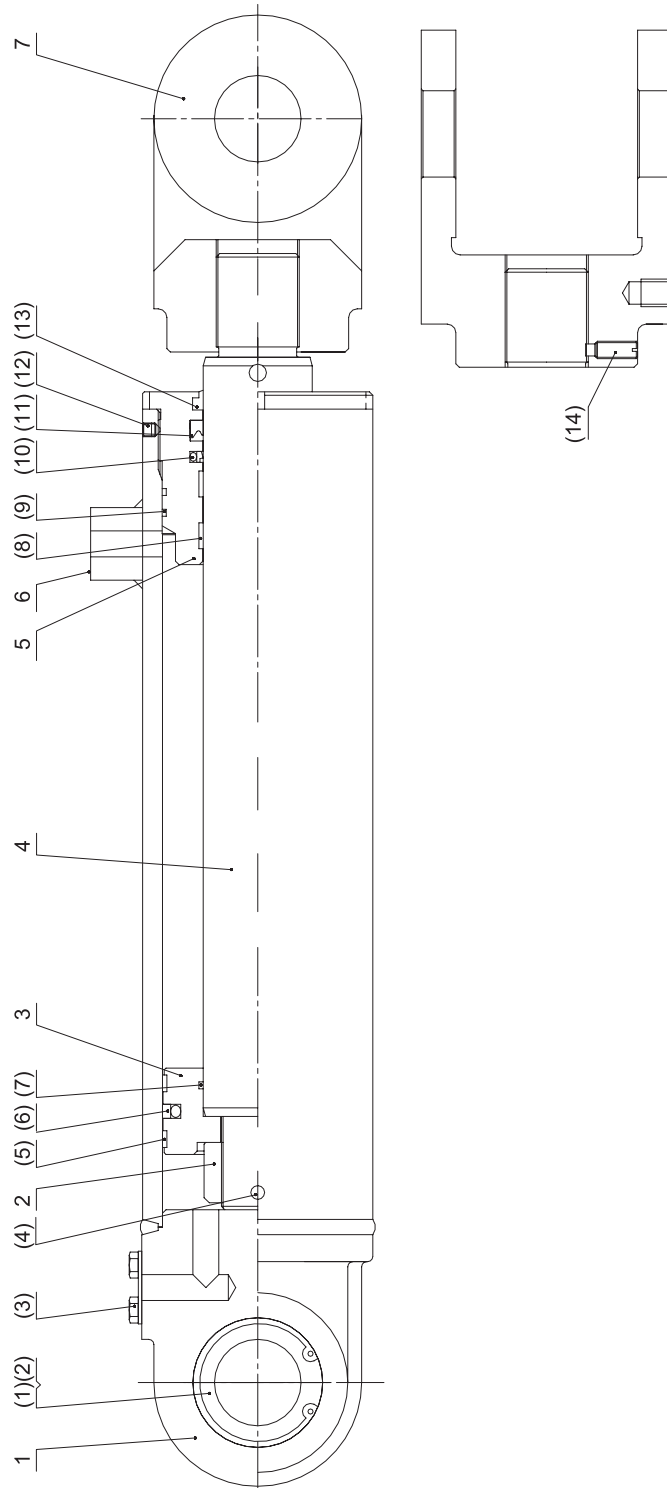
序号 NO.	部件号 PART NO.	零件名称 PART NAME	数量 QTY
0	DG938-06500	翻斗油缸 Tipping Cylinder	1
1	ZGF140/80-21232-529DG-01	缸体 Cylinder Body	1
2	ZGF140/80-YS	油塞20 Oil Plug	2
3	ZGF140/80-FH-01	防护胶垫 Rubber Mat	2
4	ZGF140/80-FH-02	防护盖板 Cover Board	2
5	GB5781 M8×10	螺栓 Bolt	4
6	ZGF140/80-21232-529DG-02	六角槽螺母 Nut	1
7	GB91 8×70	开口销 Cotter Pin	1
8	ZGF140/80-21232-529DG-03	活塞 Piston	1
9	ZHQD140	组合滑环 Combined Slip-ring	1
10	ZGF140/80-21232-529DG-04	支承环 Support Ring	2
11	GB1235 60×3.1	O形圈 O-ring	1
12	ZGF140/80-21232-529DG-05	活塞杆 Piston Rod	1
13	ZGF140/80-21232-529DG-06	支承环 Support Ring	2
14	ZHQD80	组合滑环 Combined Slip-ring	1
15	GB1235 140×5.7	O形圈 O-ring	2
16	B3 8095 P5008	Y形圈 Y-ring	1
17	ZGF140/80-21232-529DG-07	导向套 Guide Sleeve	1
18	d80×D92×11	防尘圈 Dust Ring	1
19	GB93 16	弹垫 Spring Washer	12
20	GB5783 M16×45	螺栓 Bolt	12
21	GB867 2×4	铆钉 Rivet	4
22	GB9877.1 60×90×12	骨架油封 Oil Seal	4
23	GB893.1 90	孔用弹性挡圈 Circlip	4
24	GB304.5 GE60ES	关节轴承 Joint Bearing	2

图55 翻斗油缸(370901)
FIG.55 Tipping Cylinder



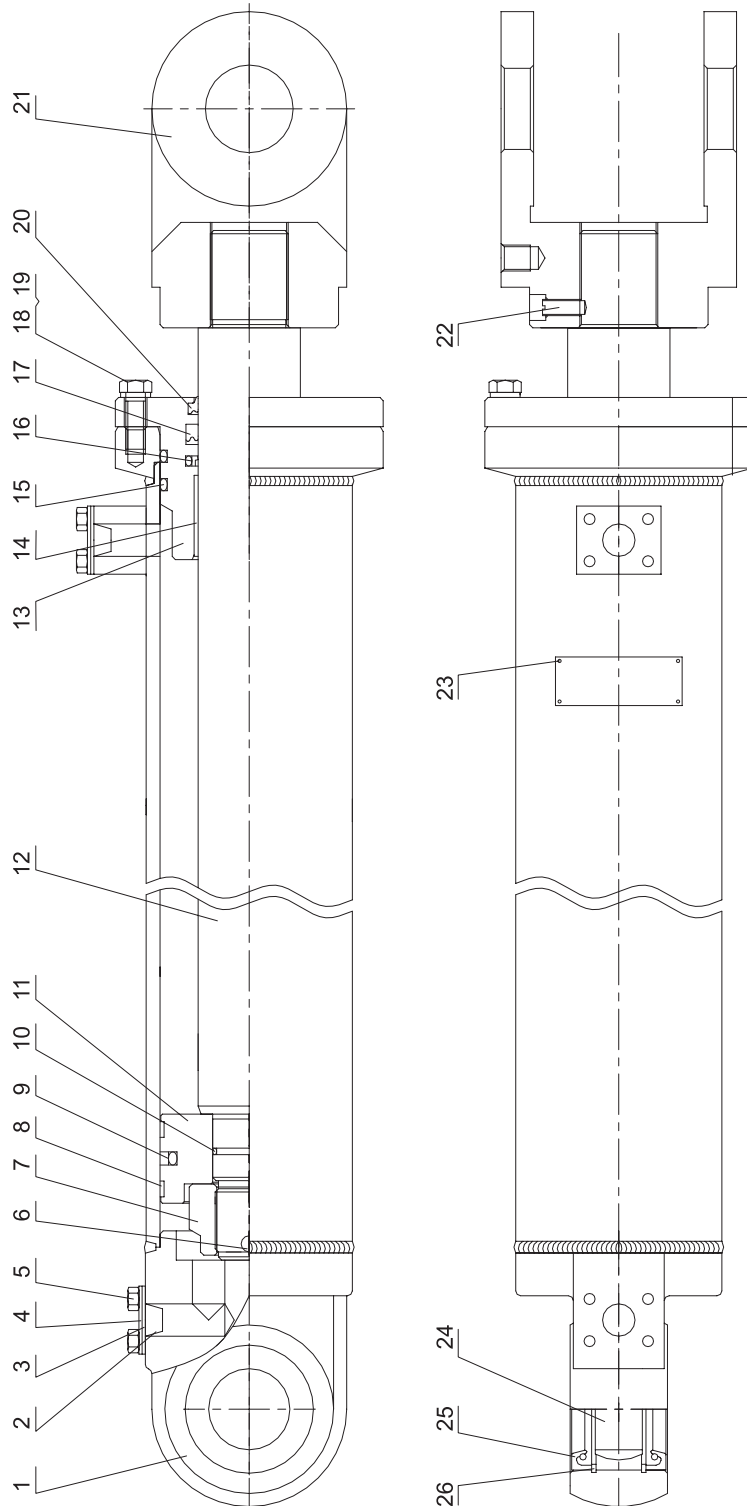
序号 NO.	部件号 PART NO.	零件名称 PART NAME	数量 QTY
0	DG938-06500	翻斗油缸 Tipping Cylinder	1
1	ZL30D-02.1	缸体 Cylinder Body	1
2	ZL30D-02-2	胶垫 Rubber Mat	2
3	ZL30D-02-1	保护盖 Protection Cover	2
4	ZL30D-01-3	塑料塞 Plastic Plug	2
5	ZL30D-02-3	螺母M48×2 Nut	1
6	ZL30D-02-4	活塞 Piston	1
7	ZL30D-02.2	活塞杆 Piston Rod	1
8	ZL30D-02-5	导向套 Guide Sleeve	1
9	ZL30D-02-6	复合衬套 Compound Bushing	1
(1)	GB5781 M8×10	螺栓 Bolt	4
(2)	GB93 8	弹垫 Spring Washer	4
(3)	GB71 M8×20	紧定螺钉 Set Screw	1
(4)	φ1	钢丝 Steel Wire	1
(5)	SIL140×119×8.1	密封D140 Seal	1
(6)	5915	支承环140×135×12 Support Ring	2
(7)	GB1235 60×3.1	O形圈 O-ring	1
(8)	GB1235 140×3.1	O形圈 O-ring	2
(9)	GS80×95.1×6.3	组合密封 Combined Seal	1
(10)	SIL80×95×12.5	KY圈 KY-ring	1
(11)	GB1078.3 80	防尘圈 Dust ring	1
(12)	GB5783 M16×40	螺栓 Bolt	12
(13)	GB93 16	弹垫 Spring Washer	12
(14)	GB304.5 GE60ES	关节轴承 Joint Bearing	2
(15)	GB893.1 90	孔用弹性挡圈 Circlip	4
(16)	ZL30X.10.1-10A	骨架油封60×90×12 Oil Seal	4
(17)	GB867 2×4	铆钉 Rivet	4

图56 举升油缸(120101)
FIG.56 Lifting Cylinder



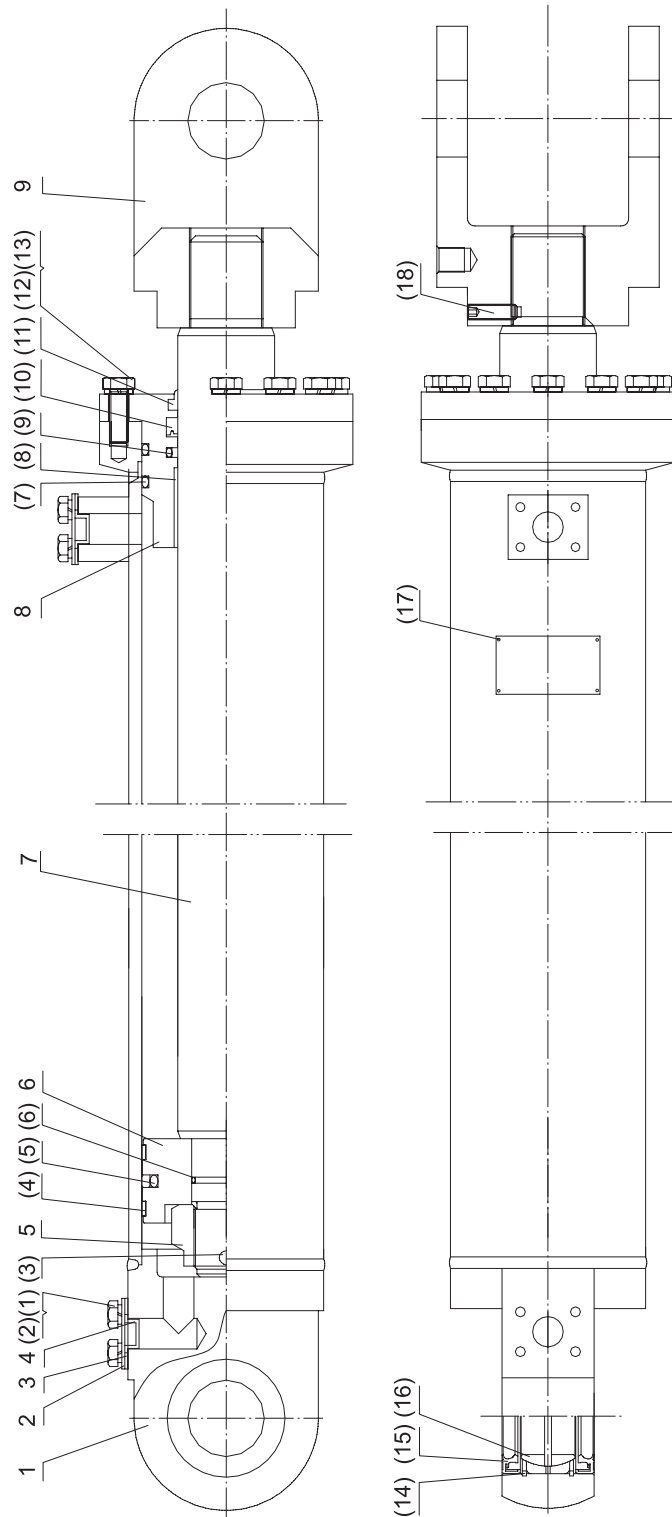
序号 NO.	部件号 PART NO.	零件名称 PART NAME		数量 QTY
0	DG938-06600	举升油缸	Lifting Cylinder	1
1	DZ110/63 × 835-00-01	缸体	Cylinder Body	1
2	HSGNL110/63E-Ec-02	螺母	Nut	1
3	HSGNL110/63F-Ec-03	活塞	Piston	1
4	HSGNL110/63AE-Ec-04	活塞杆	Piston Rod	1
5	DZ110/63 × 835-00-03	导向套	Guide Sleeve	1
6	DZ110/63 × 835-00-02	护板	Protective Board	2
7	ZL30B-11006A	连接叉	Clevis	1
	ZL30GII-11005	连接叉(配长臂)	Clevis(for extend arm)	1
	ZL30JG-11006	连接叉(配长臂金刚)	Clevis(for long arm)	1
(1)	GB304.5 GE50ES	关节轴承	Joint Bearing	1
(2)	GB893.1 D75	孔用弹性挡圈	Circlip	1
(3)	GB5781 M8 × 10	六角头螺栓	Bolt	2
(4)	GB91 8 × 80	开口销	Cotter	4
(5)	110 × 105 × 9.5	支承环	Support Ring	1
(6)	CB0123 D110	组合滑环	Combined Ring	2
(7)	GB1235 D68 × 3.1	O形圈	O-ring	1
(8)	FCT-15 d63 × D68 × 15	导向带	Guidance Tape	1
(9)	GB1235 D110 × 3.1	O形圈	O-ring	2
(10)	CB0123 d63	组合滑环	Combined Ring	2
(11)	MA39 63 × 78 × 10	Y形圈	Y-ring	1
(12)	GB77 M8 × 10	内六角平端紧定螺钉	Screw	1
(13)	CB0131 63 × 75 × 11	防尘圈	Dustband	1
(14)	GB75 M8 × 30	开槽长圆柱端紧定螺钉	Screw	1

图57 举升油缸(370707)
FIG.57 Lifting Cylinder



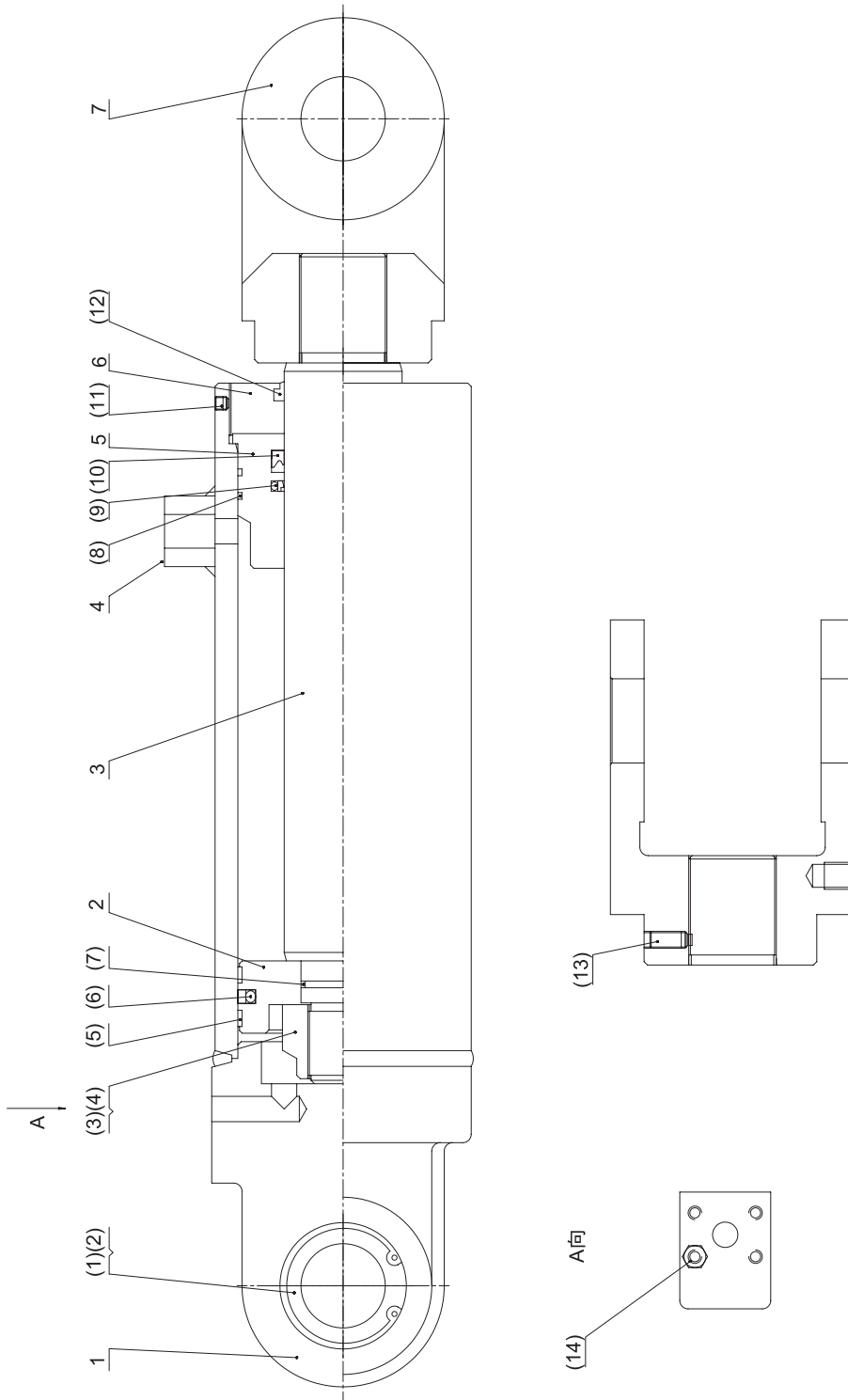
序号 NO.	部件号 PART NO.	零件名称 PART NAME		数量 QTY
0	DG938-06600A	举升油缸	Lifting Cylinder	1
1	ZGF110/63-21242-835DG-01	缸体	Cylinder Body	1
2	ZGF110/63-YS	油塞20	Oil Plug	2
3	ZGF110/63-DGFH-01	防护胶垫	Rubber Mat	2
4	ZGF110/63-DGFH-02	防护盖板	Cover Board	2
5	GB5781 M8×10	螺栓	Bolt	4
6	GB91 8×60	销	Pin	1
7	ZGF110/63-21242-780-07	六角槽螺母	Nut	1
8	ZGF110/63-21242-780-02	支承环	Support Ring	2
9	ZHQD110	组合滑环	Combined Slip-ring	1
10	GB1235 45×3.1	O形圈	O-ring	1
11	ZGF110/63-21242-780-03	活塞	Piston	1
12	ZGF110/63-21242-835DG-02	活塞杆	Piston Rod	1
13	ZGF110/63-21242-780-05	导向套	Guide Sleeve	1
14	SF-1	复合轴承6350	Compound Bearing	1
15	GB1235 110×5.7	O形圈	O-ring	2
16	ZHQD63	组合滑环	Combined Slip-ring	1
17	63×78×11.4	Y形圈	Y-ring	1
18	GB5783 M12×35	螺栓	Bolt	12
19	GB93 12	弹垫	Spring Washer	12
20	d63×75×11	防尘圈	Dust Ring	1
21	ZGF110/63-21242-835DG-03	双耳环	Double Tongue	1
22	GB79 M10×20	紧定螺钉	Set Screw	1
23	GB867 2×4	铆钉	Rivet	4
24	GB304.5 GE50ES	关节轴承	Joint Bearing	2
25	GB9877.1 FB50×75×12	骨架油封	Oil Seal	2
26	GB893.1 75	孔用弹性挡圈	Circlip	2

图58 举升油缸(370901)
FIG.58 Lifting Cylinder



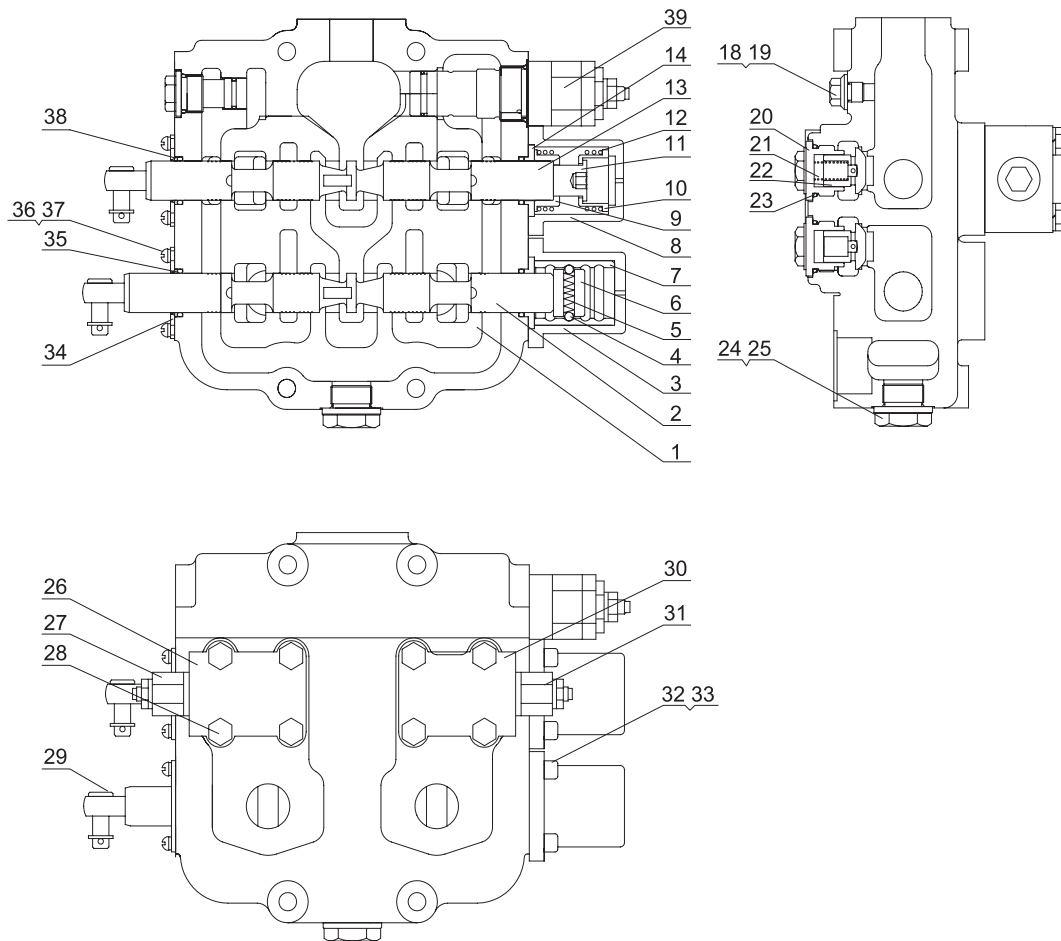
序号 NO.	部件号 PART NO.	零件名称 PART NAME		数量 QTY
0	DG938-06600A	举升油缸	Lifting Cylinder	1
1	ZL30D-011	缸体	Cylinder Body	1
2	ZL30D-01-1	保护盖	Protection Cover	2
3	ZL30D-01-2	胶垫	Rubber Mat	2
4	ZL30D-01-3	塑料塞	Plastic Plug	2
5	ZL30QF.31-6	槽形螺母 M42×2	Nut	1
6	ZL30QF.31-1	活塞	Piston	1
7	ZL30D-01-4A	活塞杆	Piston Rod	1
8	ZL30QF.31-3A	导向套	Guide Sleeve	1
9	ZL30D-01-6	双耳环	Double Tongue	1
(1)	GB5781 M8×10	螺栓	Bolt	4
(2)	GB93 8	弹垫	Spring Washer	4
(3)	GB91 8×80	开口销	Cotter Pin	1
(4)	5909	支承环 110×105×9.7	Support Ring	2
(5)	GS110×89×8.1	组合密封	Combined Seal	1
(6)	GB1235 45×3.1	O形圈	O-ring	1
(7)	GB1235 110×5.7	O形圈	O-ring	2
(8)	SF-1	复合衬套6350	Compound Bushing	1
(9)	GS63×78.1×6.3	组合密封D63	Combined Seal	1
(10)	SIL63×78×12.5	密封D63	Seal	1
(11)	63×75.3×7	防尘圈D63	Dust Ring	1
(12)	GB5783 M12×35	螺栓	Bolt	12
(13)	GB93 12	弹垫	Spring Washer	12
(14)	GB893.1 75	孔用弹性挡圈	Circlip	2
(15)	GB9877.1 FB50×75×12	骨架油封	Oil Seal	2
(16)	GB304.5 GE50ES	关节轴承	Joint Bearing	1
(17)	GB867 2×4	铆钉	Rivet	4
(18)	GB79 M10×35	紧定螺钉	Set Screw	1

图59 举升油缸(配岩石斗)(120101)
 FIG.59 Lifting Cylinder(For Rock Bucket)



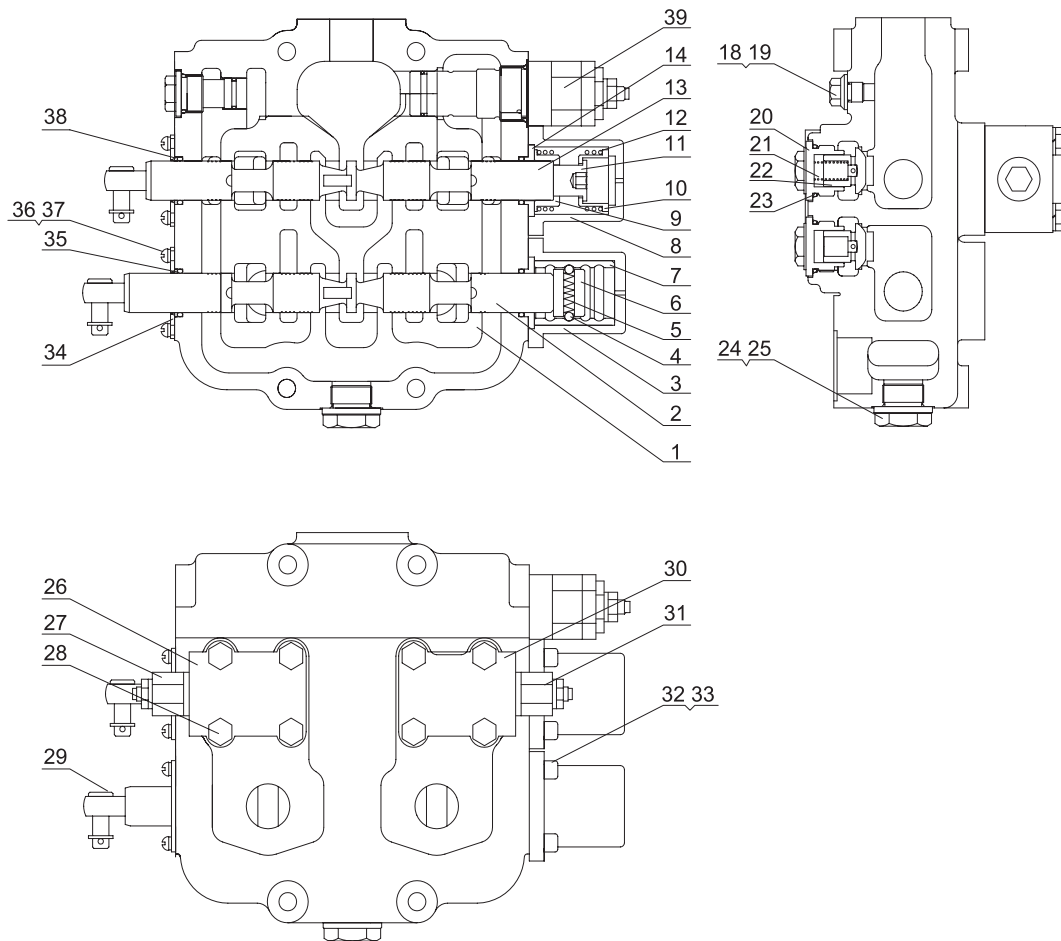
序号 NO.	部件号 PART NO.	零件名称 PART NAME		数量 QTY
0	DG938-06600C	举升油缸	Lifting Cylinder	1
1	DZ30G II 125/70 × 835-01	缸体	Cylinder Body	1
2	DZ30G II 125/70 × 835-02	活塞	Piston	1
3	DZ30G II 125/70 × 835-03	活塞杆	Piston Rod	1
4	DZ30G II 125/70 × 835-04	保护盖	Protective Cover	2
5	DZ30G II 125/70 × 835-05	导向套	Guide Sleeve	1
6	DZ30G II 125/70 × 835-06	压盖	Press Cover	1
7	ZL30GII-11005	连接叉(配长臂)	Clevis(for extend arm)	1
(1)	GB304.5 GE50ES	关节轴承	Joint Bearing	1
(2)	GB893.1 75	孔用弹性挡圈	Circlip	2
(3)	GB6178 M42 × 2-6H	六角开槽螺母	Nut	1
(4)	GB91 8 × 80	开口销	Cotter	1
(5)	125 × 2.5 × 9.5	支承环	Support Ring	2
(6)	CB0123 D125	组合滑环	Combined Ring	1
(7)	GB1235 50 × 3.1	O形圈	O-ring	1
(8)	GB1235 125 × 3.1	O形圈	O-ring	2
(9)	CB0123 D70	组合滑环	Combined Ring	1
(10)	MA39 70 × 85 × 10	Y形圈	Y-ring	1
(11)	GB77 M8 × 8	内六角平端紧定螺钉	Screw	1
(12)	CB0131 70 × 82 × 11	防尘圈	Dustband	1
(13)	GB75 M10 × 30	开槽长圆柱端紧定螺钉	Screw	1
(14)	GB5781 M8 × 10	六角头螺栓	Bolt	4

图60 KF25多路阀
FIG.60 Multiple Unit Valve



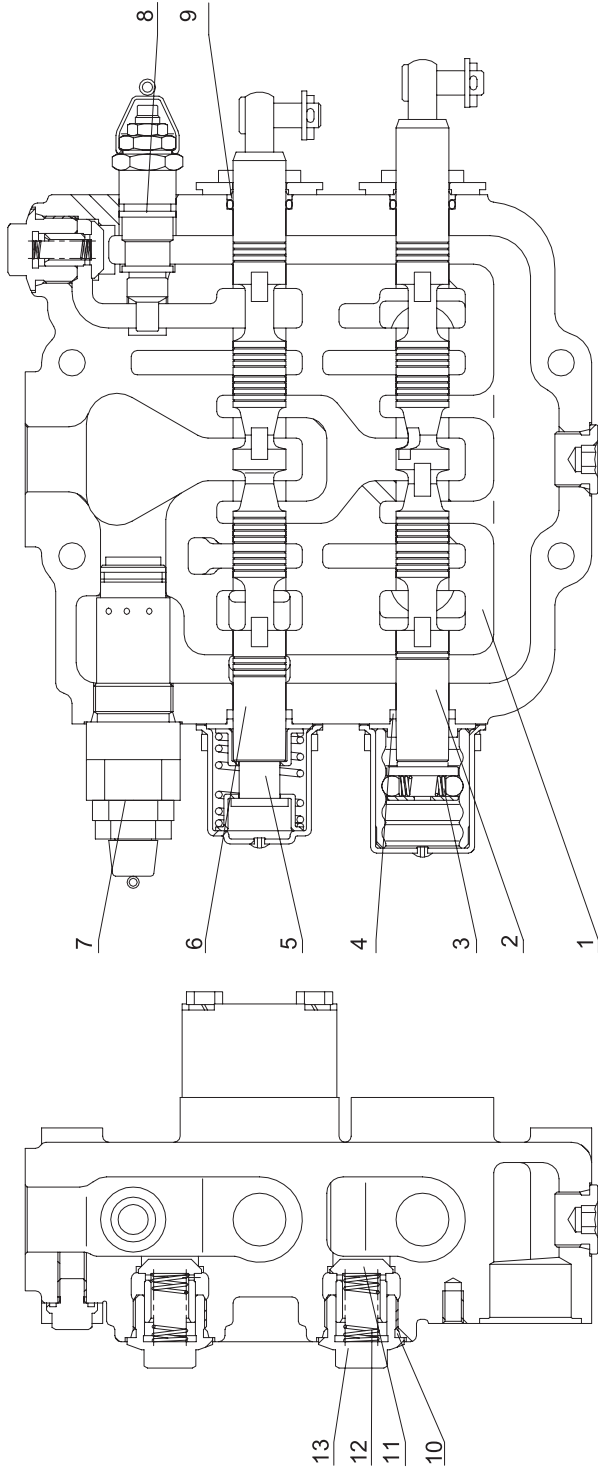
序号 NO.	部件号 PART NO.	零件名称 PART NAME	数量 QTY
1	SDK25.2-01	手动液压阀体	1
2	SDK25.2-03	手动动臂阀杆	1
3	SDK25.2-05-01	动臂端盖	1
4	GB308 Φ8	钢球Φ8	1
5	D32-05-04	定位弹簧	1
6	SDK25.2-05-03	定位柱	1
7	SDK25.2-05-02	定位套	1
8	SDK25.2-04-01	收斗端盖	1
9	SDK25.2-04-02	右弹簧座	1
10	SDK25.2-04-03	左弹簧座	1
11	SDK25.2-04-04	限位柱	1
12	D32-04-04	复位弹簧	1
13	SDK25.2-02	手动转斗阀杆	1
14	SDK25.2-06	定位压板	2
15	GB1235 22×2.4	密封圈22×2.4	1
16	GB1235 28×3.1	密封圈28×3.1	1
17	K25.2-09	堵头	1
18	DF32-08A	小堵头	1
19	GB1235 22×2.4	密封圈22×2.4	1
20	K25.2-06-01	单向阀盖	2
21	K25.2-06-02	单向阀弹簧	2
22	K25.2-06-03	单向阀	2
23	GB1235 38×3.5	密封圈38×3.5	2
24	DF32-15	大堵塞	1
25	GB1235 40×3.1	密封圈40×3.1	1
26	K25.2-07	前腔过载阀体	1
27	XDYF20-01	前腔过载阀	1
28	DF32-14	高强度螺栓	8
29	DF32-13	销轴	2
30	K25.2-08	后腔过载阀体	1
31	YF08-03	后腔过载阀	1
32	GB827 M8×2	螺钉 M8×20	8
33	GB93 8	弹垫8	8
34	GB1235 34×3.5	密封圈 34×3.5	4
35	SDK25.2-09	防尘圈	2
36	GB67 M6×10	螺钉 M6×10	8

图60 KF25多路阀
FIG.60 Multiple Unit Valve



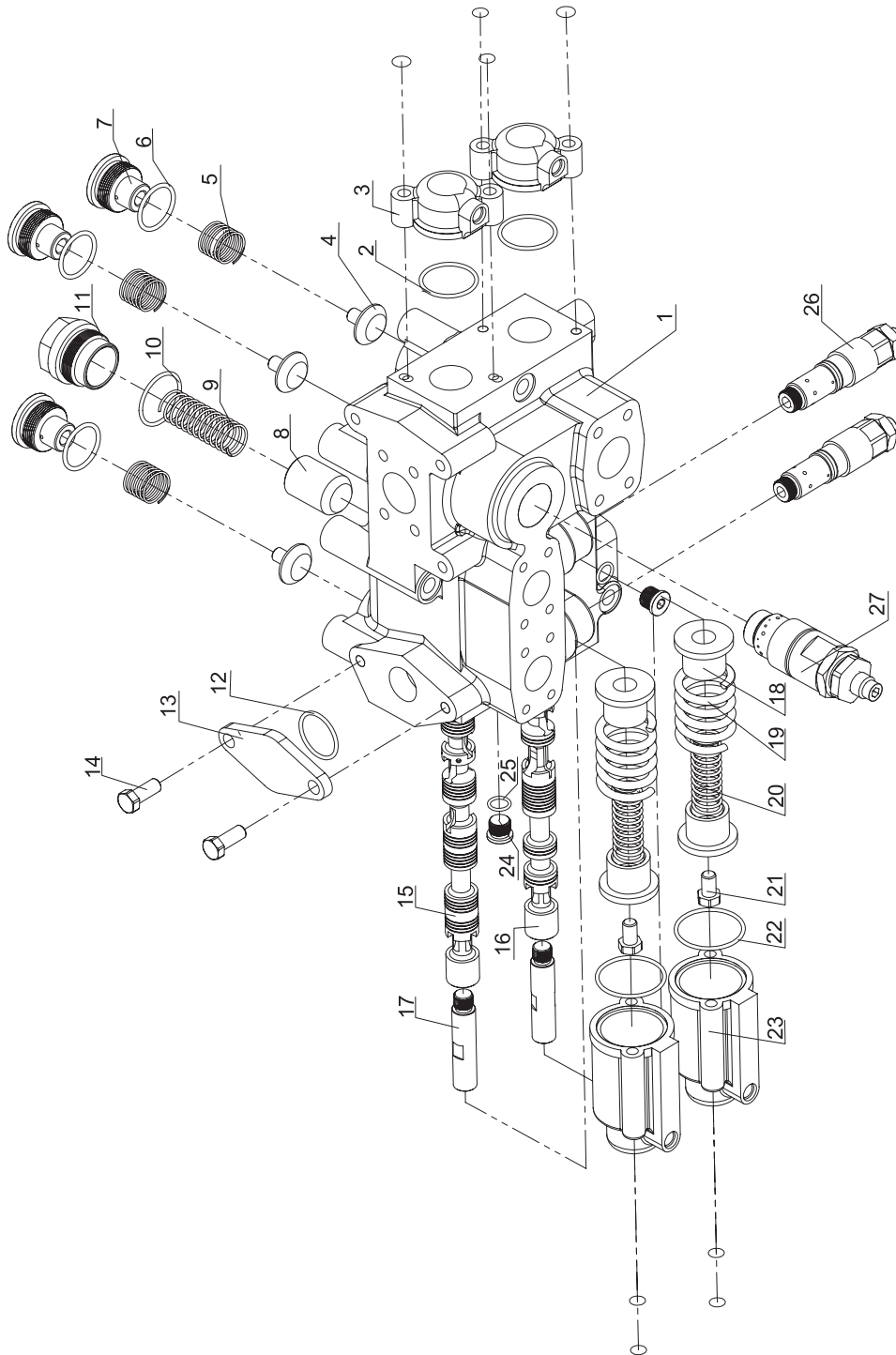
序号 NO.	部件号 PART NO.	零件名称 PART NAME		数量 QTY
37	GB93 6	弹垫6	Spring Washer	8
38	SDK25.2-10	前压板	Front Plate	2
39	DF32-09	安全阀总成	Safety Valve Assy	1

图61 HDF25多路阀
FIG.61 Multiple Unit Valve



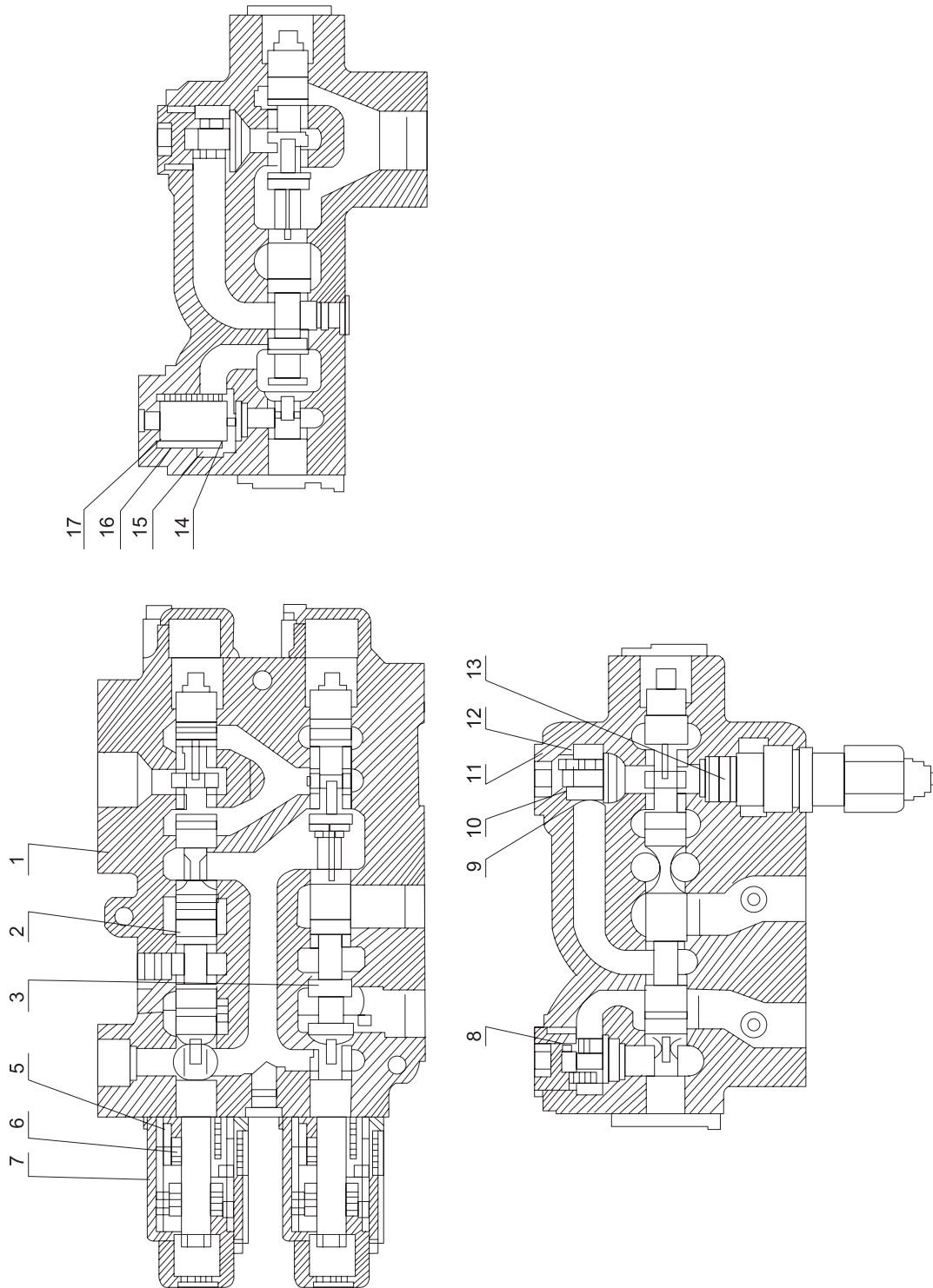
序号 NO.	部件号 PART NO.	零件名称 PART NAME		数量 QTY
1	HDF25-01C	阀体	Valve Body	1
2	HDF25-02C	动臂阀杆	Valve Rod To Movable Arm	1
3	HDF25-03	弹跳定位组件	Bounce Positioning Module	1
4	派克P26 25.7×3.5	O形密封圈	O-seal Ring	4
5	HDF25-04	弹簧复位组件	Spring Reposition Module	1
6	HDF25-05C	转斗阀杆	Valve Rod To Tipping Bucket	1
7	DFX32-09	安全阀组件	Safety Valve Module	1
8	YF08-11	过载阀组件	Overload Valve Module	2
9	HDF25-10	防尘圈	Dust Ring	2
10	GB1235 35×3.1	O形圈	O-ring	4
11	HDF25-08	单向阀	Check-valve	4
12	HDF25-07	单向阀弹簧	Check-valve Spring	4
13	HDF25-06	单向阀盖	Check-valve Cover	4

图62 D32液控多路阀
 FIG.62 Hydraulic Control Multiple Valve



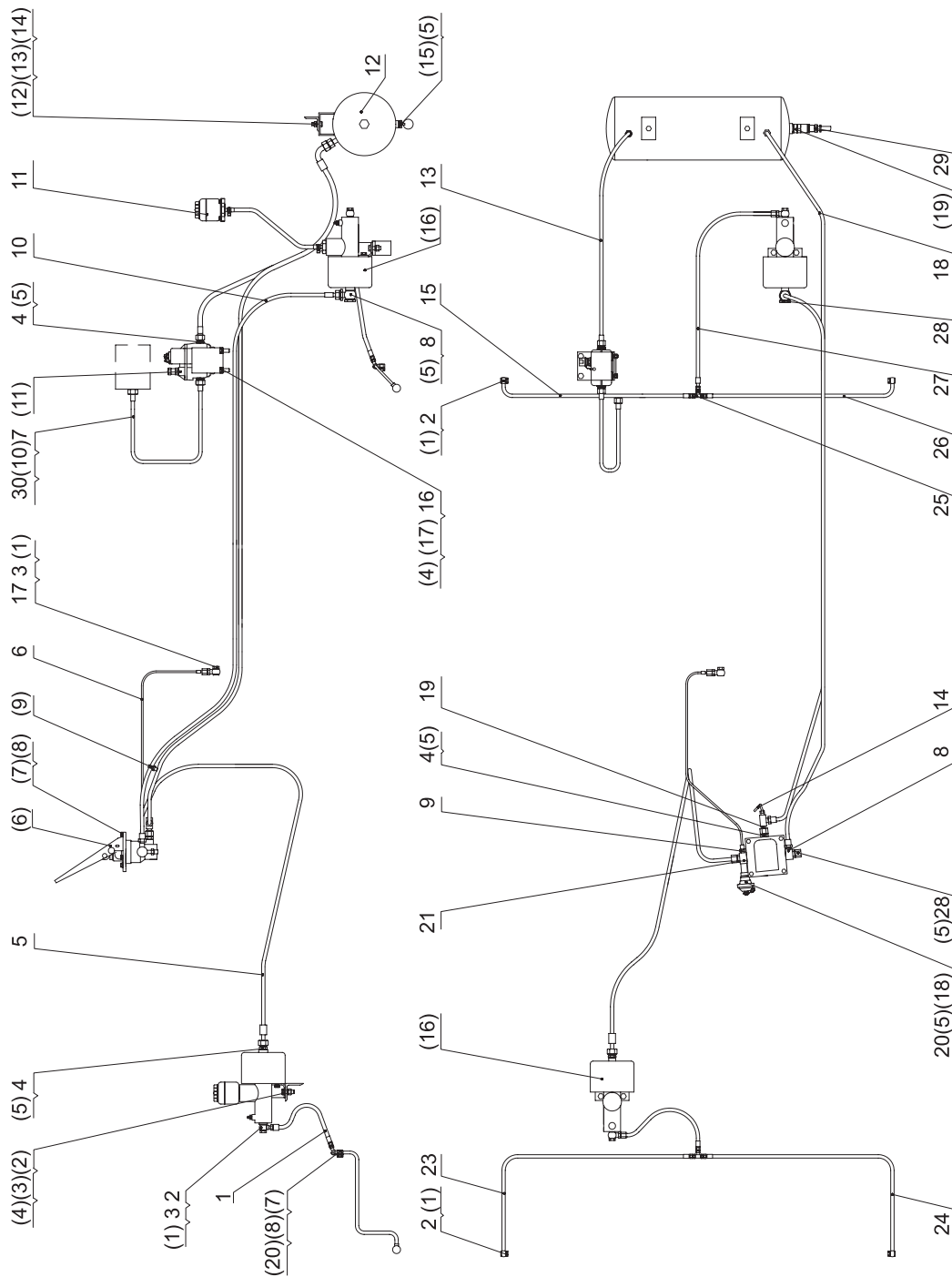
序号 NO.	部件号 PART NO.	零件名称 PART NAME		数量 QTY
1	D32-4	阀体	Valve Body	1
2	GB1235 50×3.1	O形橡胶密封圈	O-rubber Gasket Ring	2
3	D32-1	端盖	Head Cover	2
4	D32-17	单向阀	Check Valve	3
5	D32-16	弹簧	Spring	3
6	GB1235 44×3.5	O形橡胶密封圈	O-rubber Gasket Ring	3
7	D32-19	阀盖	Valve Cover	3
8	D32-15	补油阀	Slippage Valve	1
9	D32-14	弹簧	Spring	1
10	GB1235 50×3.1	O形橡胶密封圈	O-rubber Gasket Ring	1
11	D32-13	补油阀盖	Slippage Valve Cover	1
12	GB1235 45×3.1	O形橡胶密封圈	O-rubber Gasket Ring	1
13	D32-11	盖板	Cover Board	1
14	GB5784 M10×20	螺栓	Bolt	2
15	D32-12a	转斗阀杆	Rotating Valve Rod	1
16	D32-2a	动臂阀杆	Movable Arm Valve Rod	1
17	D32-21	阀杆接头	Valve Rod Joint	2
18	D32-6	弹簧座	Spring Seat	4
19	D32-8	弹簧	Spring	2
20	D32-7	弹簧	Spring	2
21	GB5784 M12×20	六角头螺栓	Bolt	2
22	GB1235 60×3.1	O形橡胶密封圈	O-rubber Gasket Ring	2
23	D32-5	端盖	Head Cover	2
24	D32-3	螺塞	Plug Screw	2
25	GB1235 20×2.4	O形橡胶密封圈	O-rubber Gasket Ring	2
26	YF08-11-00	过载阀	Overload Valve	2
27	D32.2a-00	安全阀	Safety Valve	1

图63 YDF32液控多路阀
 FIG.63 Hydraulic Control Multiple Unit Valve



序号 NO.	部件号 PART NO.	零件名称 PART NAME	数量 QTY
1	CAT-YDF32.2-01	阀体 Valve Body	1
2	CAT-YDF32.2-02	翻斗阀杆 Skip Bucket Valve Rod	1
3	CAT-YDF32.2-03	动臂阀杆 Movable Arm Valve Rod	1
4	CAT-YDF32.2-04	矩形密封圈 Rectangle Gasket Ring	2
5	CAT-YDF32.2-05	复位弹簧 Return Spring	2
6	CAT-YDF32.2-06	弹簧 Spring	2
7	CAT-YDF32.2-07	大端盖 Big End Cap	2
8	CAT-YDF32.2-14	轴承 Bearing	3
9	CAT-YDF32.2-15	弹簧 Spring	3
10	CAT-YDF32.2-16	阀芯 Spool	3
11	CAT-YDF32.2-17	堵头 End Cap	3
12	GB1235 52×3.1	O形密封圈52×3.1 O-seal Ring	3
13	CAT-YDF32.2-19	安全阀组件 Safety Valve Unit	1
14	CAT-YDF32.2-20	阀芯 Spool	1
15	CAT-YDF32.2-21	弹簧 Spring	1
16	GB1235 58×3.1	O形密封圈58×3.1 O-seal Ring	1
17	CAT-YDF32.2-23	堵头 End Cap	1

图64 行车制动系统
FIG.64 Travelling Crane Brake System



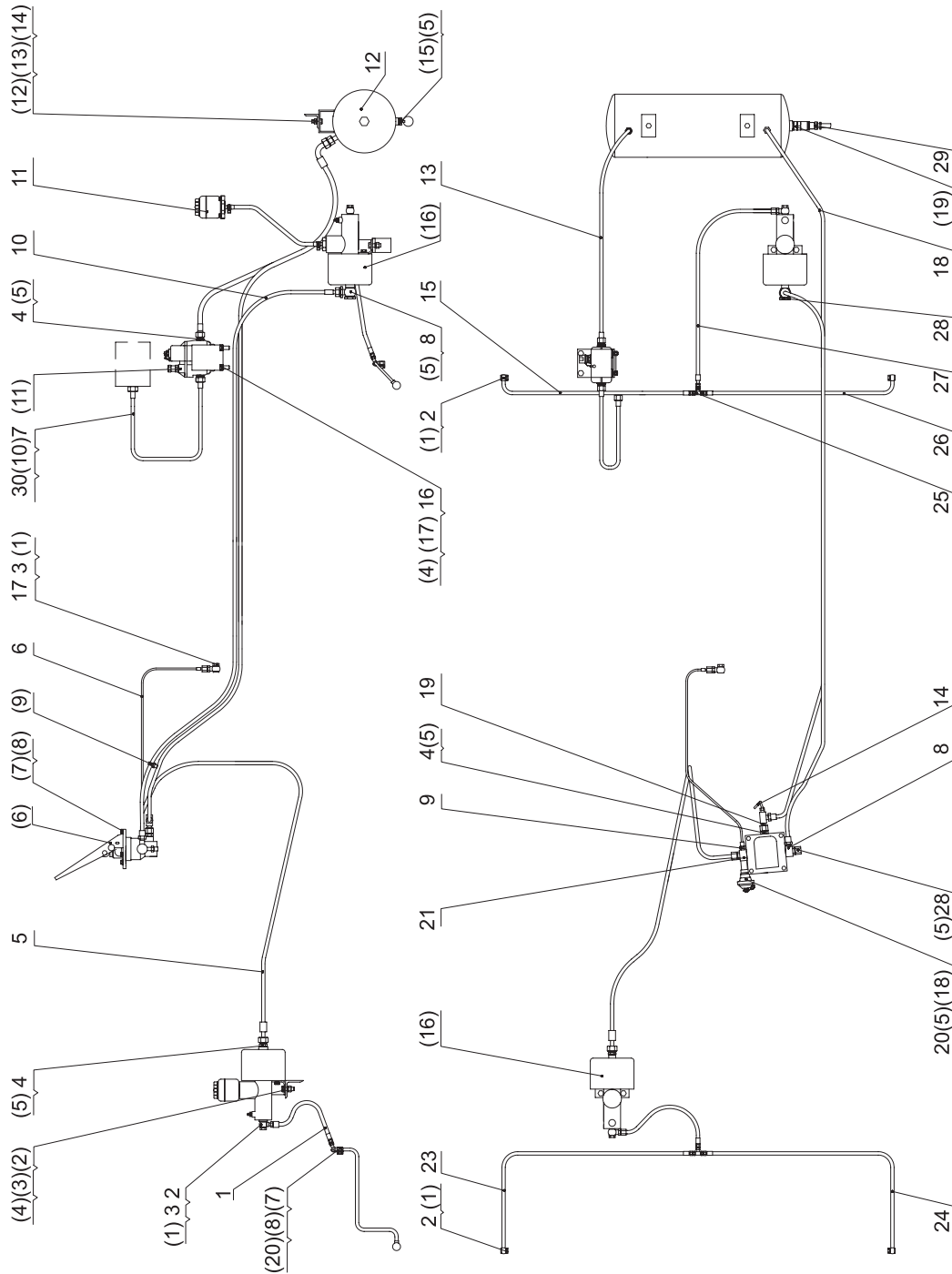
序号 NO.	部件号 PART NO.	零件名称 PART NAME	数量 QTY
1	DG938-07001	前桥制动软管 Pipe,Front Axle Brake	1
2	DG938-07002	铰接螺栓 M12 × 1.25 Articulation Bolt	6
3	DG938-07003	铰接接头体 Joint Body	3
4	DG938-07004	接头体 Joint Body	3
5	DG938-07005A	前加力泵进气管 Air Inlet Hose	1
6	DG938-07006	切断阀气管 Air Hose	1
7	DG938-07007	空压机出气管 Air Outlet Pipe	1
8	DG938-07008	铰接接头 Joint Body	2
9	DG938-07028A	接头体 Joint Body	1
10	DG938-07010	后加力泵进气管 Air Inlet Hose	1
11	DG938-07011	加油杯总成 Oil-nipple Assembly	1
12	DG938-07012A	储气筒总成 Air Reservoir Assembly	1
13	DG938-07013	储气筒进气管 Gas Inlet Hose	1
14	DG930A-07028	气压表气管 Air Inlet Hose	1
15	DG938-07015	后桥右刹车管 Oil Pipe,Rear Axle Right Brake	1
16	DG938-07016	支架 Bracket	1
17	DG938-07017	铰接螺栓 M12 × 1.25 Articulation Bolt	1
18	DG938-07018A	储气筒至脚制动阀进气管 Air Inlet Pipe	1
19	DG938-07019	三通接头 Tee-joint	1
	DG938-07019A	接头(配组合仪表用) Joint(for assembled meter)	1
20	DG938-07020	接头 Joint	1
21	ZL50G2-07043	接头体 Joint Body	1
23	DG938-07023	前桥右刹车管 Oil Pipe,Front Axle Right Brake	1
24	DG938-07024	前桥左刹车管 Oil Pipe,Front Axle Left Brake	1
25	DG938-07029	三通接头 Tee-joint	2
26	DG938-07030	后桥左刹车管 Oil Pipe,Rear Axle Brake	1
27	DG938-07031A	后桥进油管 Oil Pipe,Rear Axle Inlet	1
28	DG938-07032	铰接螺栓 Articulation Bolt	2
29	DG938-07033	打气装置 Air Inflating Decive	1
30	DG938(康)-07007A	空压机出气管 Air Outlet Pipe	1



装康明斯发动机时用件30,不用件7.

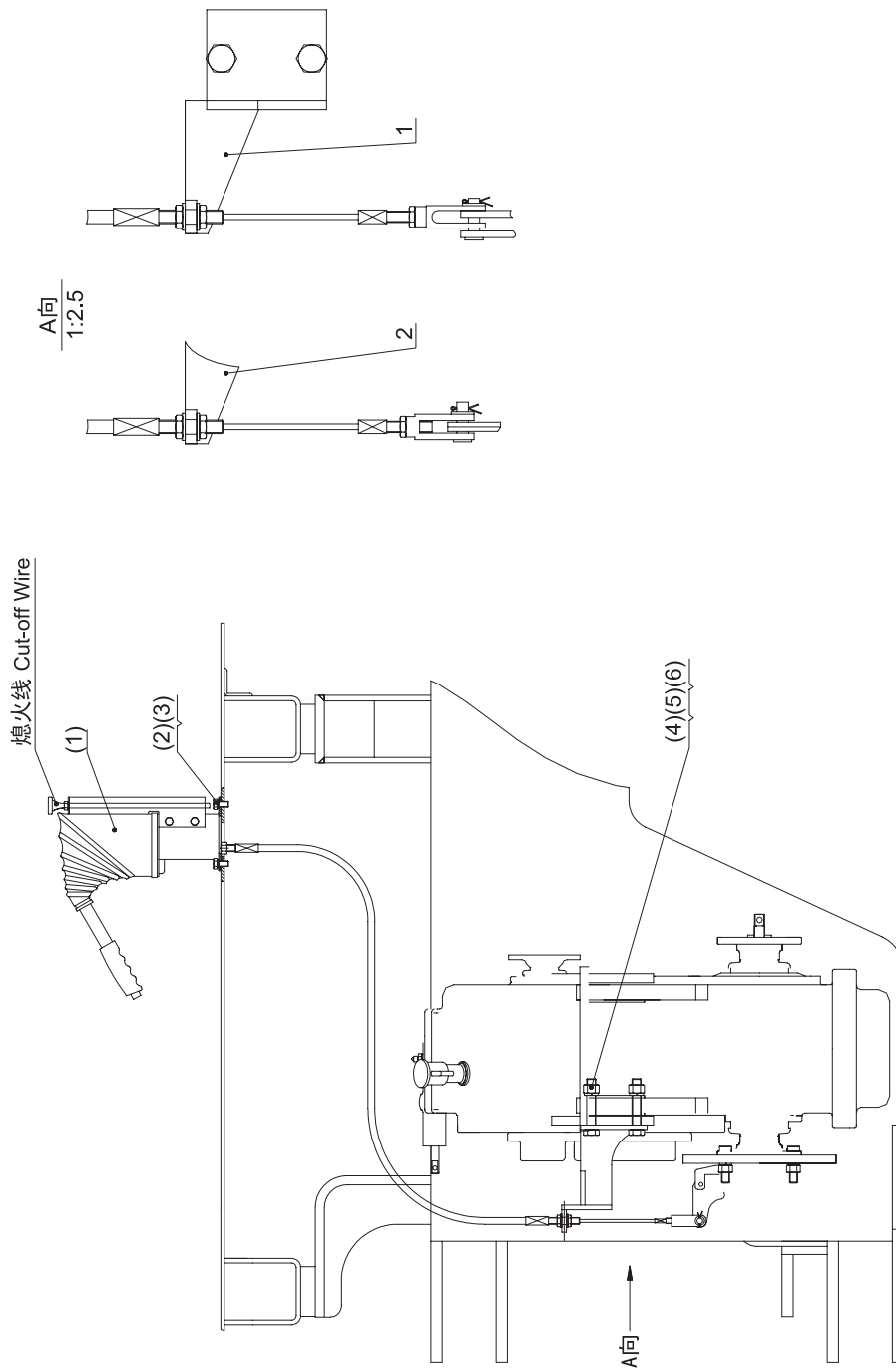
Mounted CUMMINS engine use part 30, no use part 7.

图64 行车制动系统
FIG.64 Travelling Crane Brake System



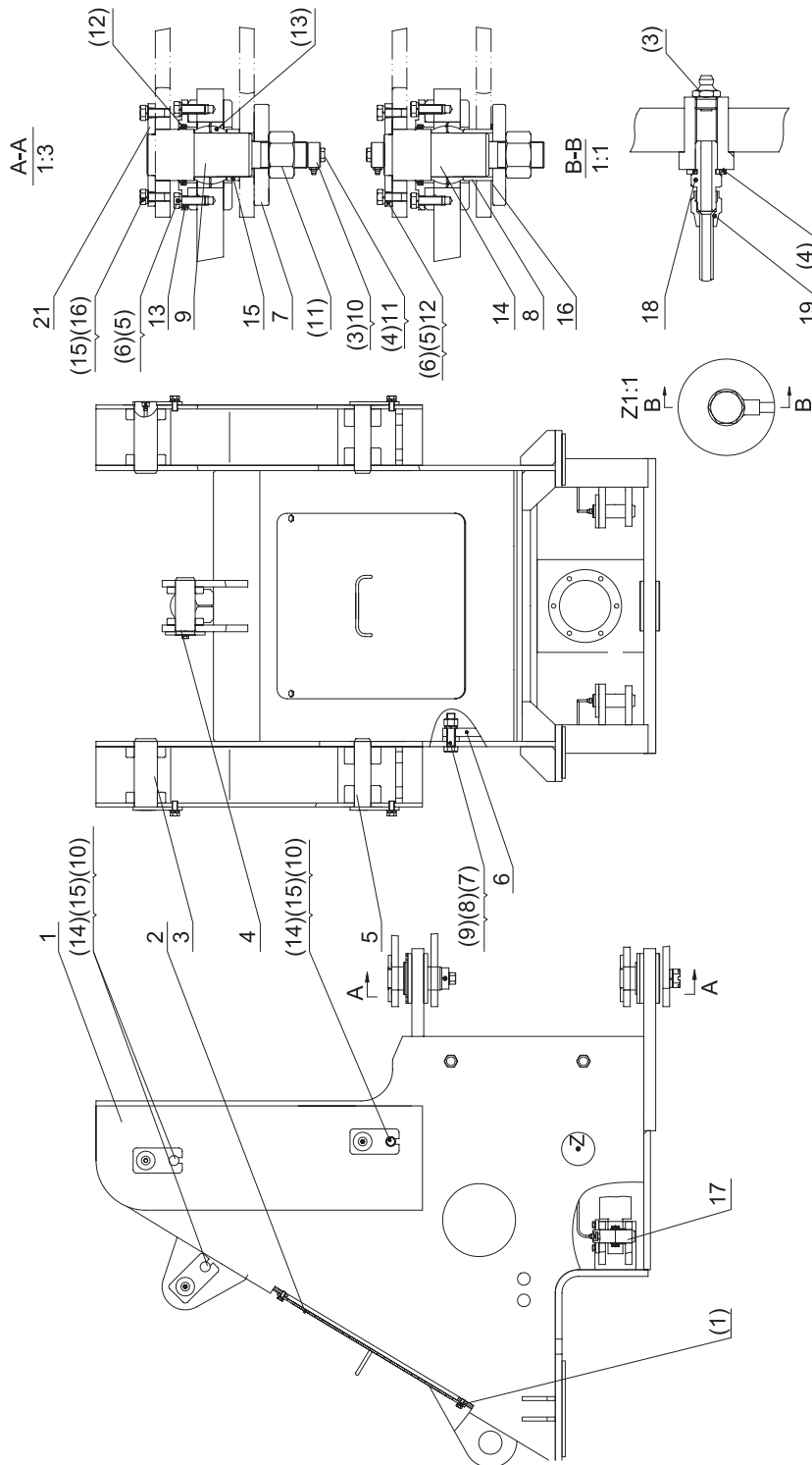
序号 NO.	部件号 PART NO.	零件名称 PART NAME	数量 QTY
(1)	JB982 12	组合垫圈 Combined Washer	14
(2)	GB5781 M12×30	螺栓 Bolt	4
(3)	GB6170 M12	螺母 Nut	4
(4)	GB93 12	弹垫 Spring Washer	6
(5)	JB982 22	组合垫圈 Combined Washer	9
(6)	XM60C-3514002	气制动阀 Air Brake Valve	1
(7)	GB5781 M8×20	螺栓 Bolt	5
(8)	GB93 8	弹垫 Spring Washer	5
(9)	D2900-20000	扎带200×8 Clip	1
(10)	JB982 14	组合垫圈 Combined Washer	1
(11)	SH380A-3511002	油水分离器组合阀 Combined Valve Of Water	1
(12)	GB6170 M10	螺母 Nut	2
(13)	GB93 10	垫圈 Washer	2
(14)	GB5781 M10×25	螺栓 Bolt	2
(15)	STR-3533002	手动放水阀 Manual Water Drain Valve	1
(16)	ZL20A	空气加力泵 Air Boosting Pump	2
(17)	GB5781 M12×20	螺栓 Bolt	2
(18)	D2571-05001	制动灯开关 Brake Lamp Switch	1
(19)	SH-40-TSK-L-1/2	气动快速接头 Pneumatic Fast Joint	1
(20)	GB6170 M8	螺母 Nut	1

图65 驻车制动系统
FIG.65 Parking Brake System



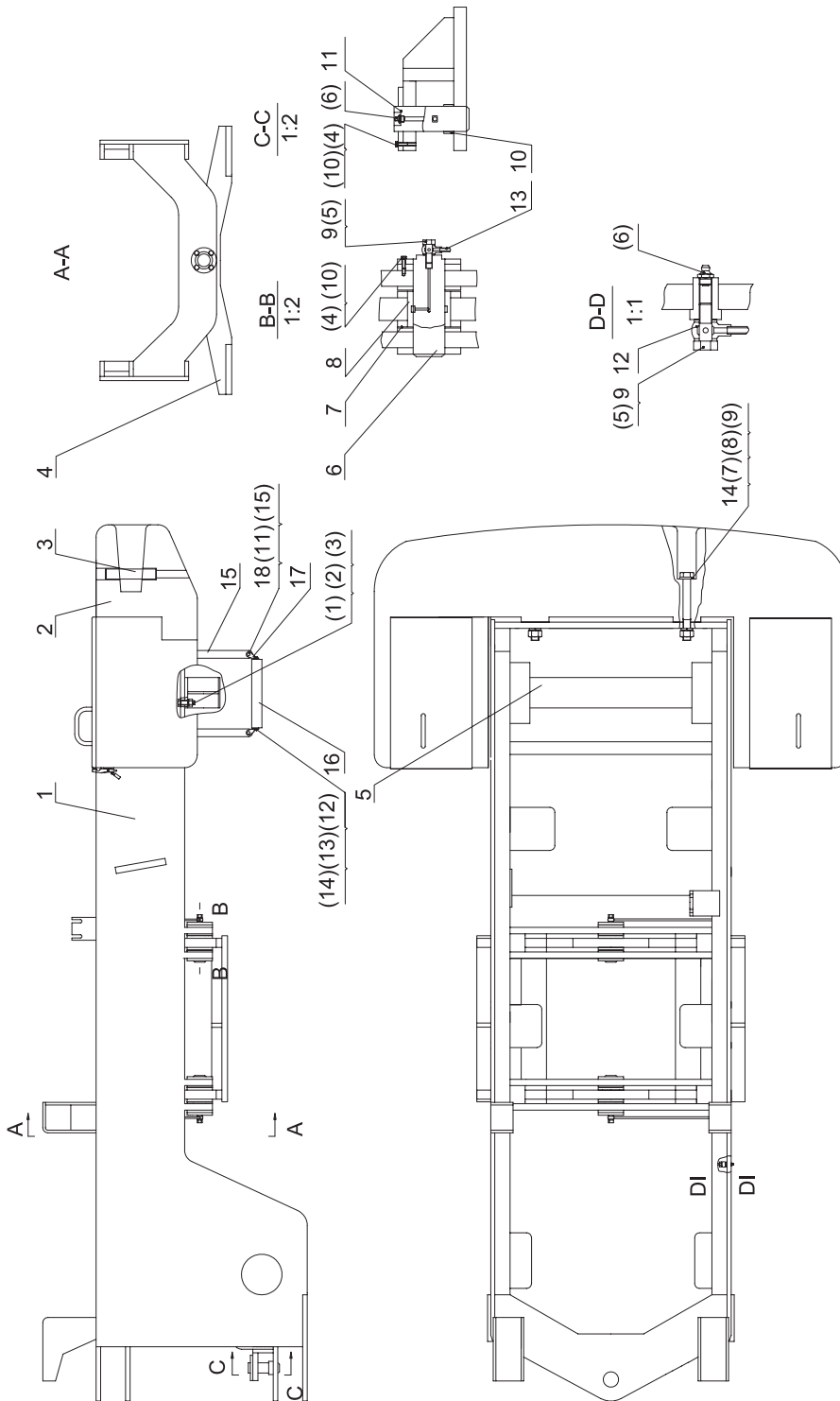
序号 NO.	部件号 PART NO.	零件名称 PART NAME		数量 QTY
1	ZL30F-08018	支架 (用于精益变速箱)	Bracket (Used for Jingyi Transmission)	1
2	DG938-08001	支架	Bracket	1
(1)	WJ112F-1 × 1460	A型驻车制动软轴总成 (配锡柴)	"A" Parking Brake Cable Assy. (for XICHA)	1
	WJ112F-1 × 1460	B型驻车制动软轴总成	"B" Parking Brake Cable Assy.	1
(2)	GB5783 M10 × 20	螺栓	Bolt	4
(3)	GB93 10	垫圈	Washer	4
(4)	GB5783 M16 × 90	螺栓	Bolt	2
(5)	GB93 16	垫圈	Washer	2
(6)	GB6170 M16	螺母	Nut	2

图66 前车架总成
FIG.66 Front Frame Assembly



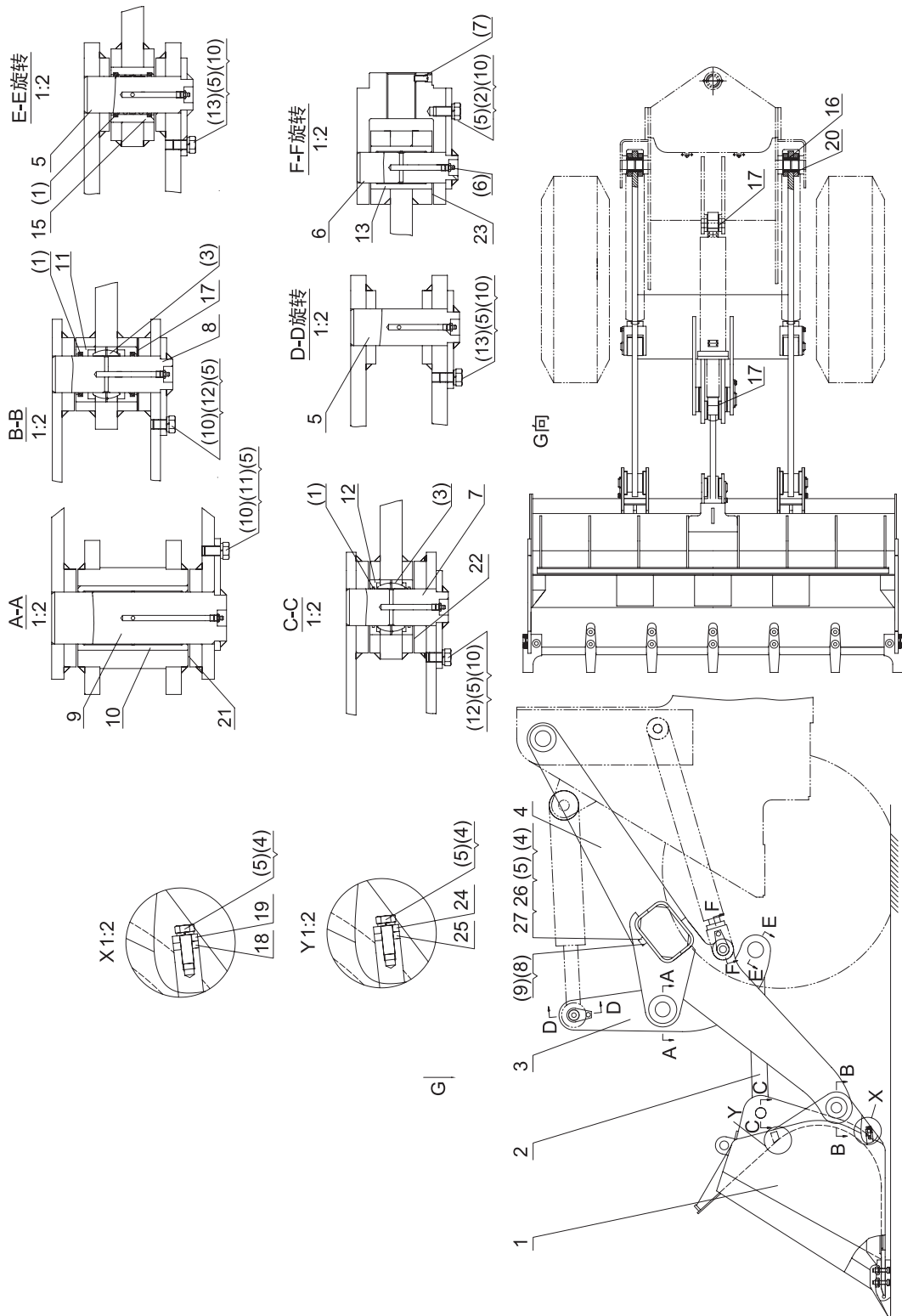
序号 NO.	部件号 PART NO.	零件名称 PART NAME	数量 QTY
1	DG930A-09100	前车架	1
	DG931-09100A	前车架 (配先导车型)	1
2	DG930A-09200	前盖板	1
3	DG930A-09300	动臂轴	2
4	DG930A-09400	翻斗缸轴	1
5	DG930A-09500	举升缸轴	2
6	DG930A-09001	锁止板	1
7	DG930A-09002A	圆盘	2
8	DG930A-09003A	套	1
9	DG930A-09004A	上铰接轴	1
10	DG930A-09005	丝座	2
11	DG930A-09006	铰接螺栓	2
12	DG930A-09007	压板	1
13	DG930A-09008	定位盘	2
14	DG930A-09009A	下铰接轴	1
15	DG930A-09010A	套	1
16	ZL30GII-11012	调整垫	2
17	DG930A-09700	转向缸轴	2
18	DG930A-09012B	接头体	4
19	DG930A-09013B-L	左油管	1
	DG930A-09013B-R	右油管	1
21	DG930A-09015	压板	1
(1)	GB5787 M10×20	螺栓	4
(3)	GB1152 M10×1	油杯	9
(4)	JB982 10	组合垫圈	8
(5)	GB5783 M12×25	螺栓	18
(6)	GB93 12	垫圈	18
(7)	GB5781 M24×60	螺栓	2
(8)	GB93 24	弹簧垫圈	2
(9)	GB6170 M24	螺母	2
(10)	GB95 16	垫圈	5
(11)	GB6182 M36×2	螺母	2
(12)	SJM03-1	防尘圈70	2
(13)	GB304.5 GE60ES	关节轴承	2
(14)	GB5787 M16×35	螺栓	5
(15)	GB93 16	垫圈	2
(16)	GB5783 M16×30	螺栓	2

图67 后车架总成
FIG.67 Rear Frame Assembly



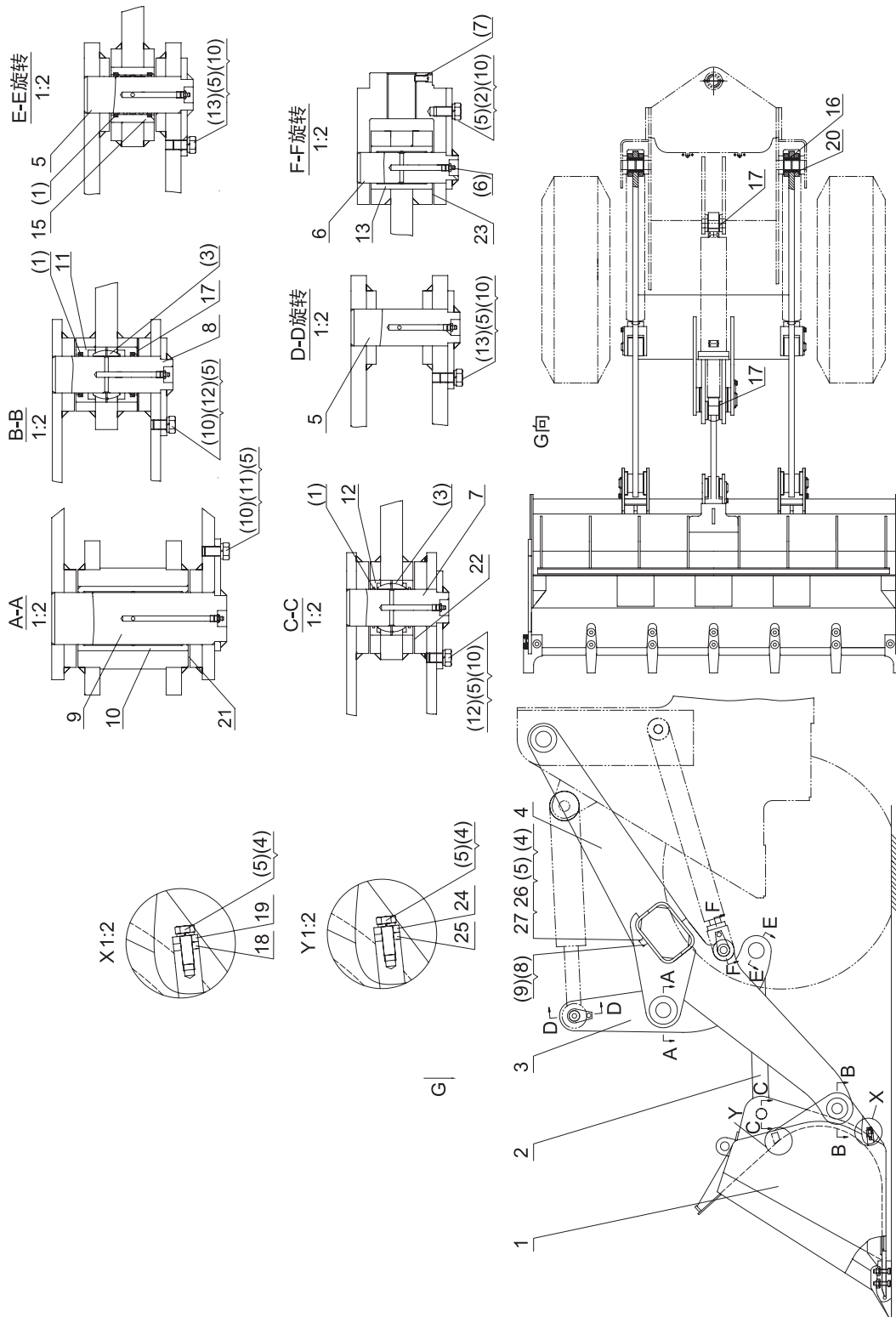
序号 NO.	部件号 PART NO.	零件名称 PART NAME	数量 QTY
1	DG930A-10100	车架体	1
	DG938(康)-10100	车架体(配康明斯)	1
2	ZL30G-10001C	配重铁	1
3	DG930A-10002	牵引轴	1
4	DG930A-10300	副车架	1
5	DG930A-10500	油冷器座	1
6	DG930A-10600	副车架轴	2
7	DG930A-10003	垫片	5
8	DG930A-10004	套	2
9	DG930A-10005	铰接螺栓	4
10	DG930A-09014	垫圈	2
11	DG930A-09700	转向缸轴	2
12	DG930A-10007A	油管	1
13	DG930A-10008A	油管	1
14	DG930A-10009	平垫	4
15	ZL50G2-10205	挂板	4
16	ZL18-06202-9	脚蹬	2
17	ZL50G2-10207	固定座	4
18	ZL50G2-10208	销轴	8
(1)	GB5781 M16×55	螺栓	4
(2)	GB93 16	垫圈	4
(3)	GB6170 M16	螺母	4
(4)	GB5781 M12×25	螺栓	12
(5)	JB982 10	组合垫	8
(6)	GB1152 M10×1	油杯	4
(7)	GB5780 M30×200	螺栓	4
(8)	GB6170 M30	螺母	4
(9)	GB93 30	弹簧垫圈	4
(10)	GB93 12	垫圈	12
(11)	GB95 10	垫圈	8
(12)	GB5781 M8×20	螺栓	8
(13)	GB93 8	垫圈	8
(14)	GB6170 M8	螺母	8
(15)	GB91 3×30	开口销	8

图68 工作装置总成
FIG.68 Work Device Assembly



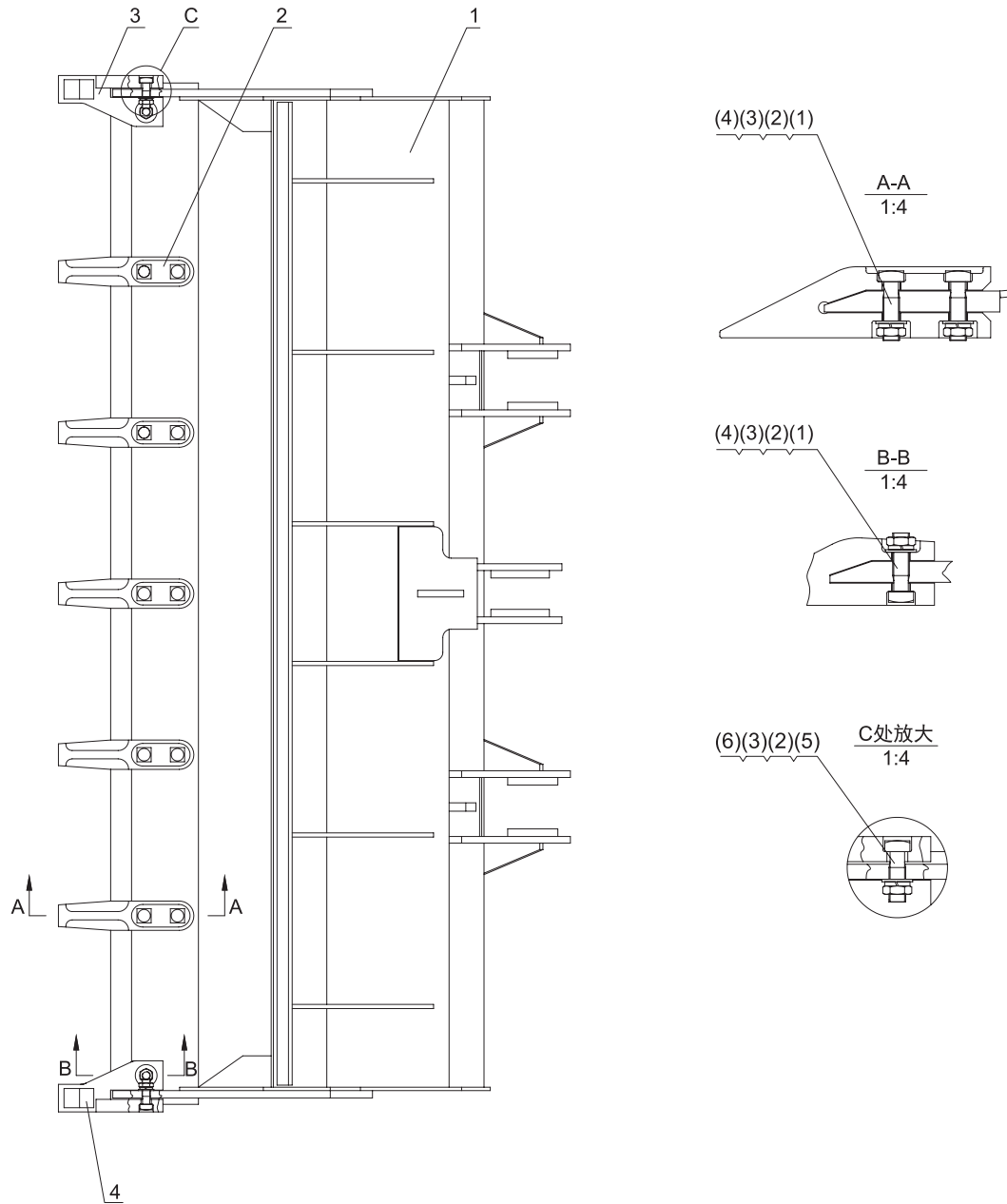
序号 NO.	部件号 PART NO.	零件名称 PART NAME	数量 QTY
1	DG938-11100	铲斗	1
	ZL30G-11100M	煤斗	1
	ZL30GS-11100	岩石斗	1
2	ZL30B-11200	连杆	1
	ZL30G II-11200	连杆(配加长臂)	1
	ZL30JG-11200	连杆(配长臂金刚)	1
3	ZL30G II-11300	摇臂	1
	ZL30JG-11300A	摇臂(配长臂金刚)	1
4	DG930A-11400	动臂	1
	DG930A-11400A	加长动臂	1
	DG930A-11400B	动臂(配长臂金刚)	1
5	ZL30G II-11500	轴总成	2
6	ZL30G II-11600	轴总成	2
7	ZL30G II-11700	轴总成	1
8	ZL30G II-11800	轴总成	2
9	ZL30G II-11900	轴总成	1
10	ZL30G II-11001A	轴套	1
11	ZL30G II-11002	挡盖	4
12	ZL30G II-11003	挡盖	2
13	ZL30G II-11004	轴套	2
15	ZL30G II-11006A	轴套	1
16	ZL30G II-11007A	轴套	2
17	ZL30G II-11008	调整垫	13
18	ZL30G II-11009A	调整垫	1set
19	ZL30G II-11010A	压板	4
20	ZL30G II-11012	调整垫	8
21	ZL30G II-11013	调整垫	4
22	ZL30G II-11014	调整垫	4
23	DG916-11008	调整垫	3
24	ZL30G II-11015	压板	4
25	ZL30G II-11016	调整垫	1set
26	ZL30JG-11012	限位块(配长臂金刚)	1
27	ZL30JG-11013	调整垫(配长臂金刚)	1set

图68 工作装置总成 FIG.68 Work Device Assembly



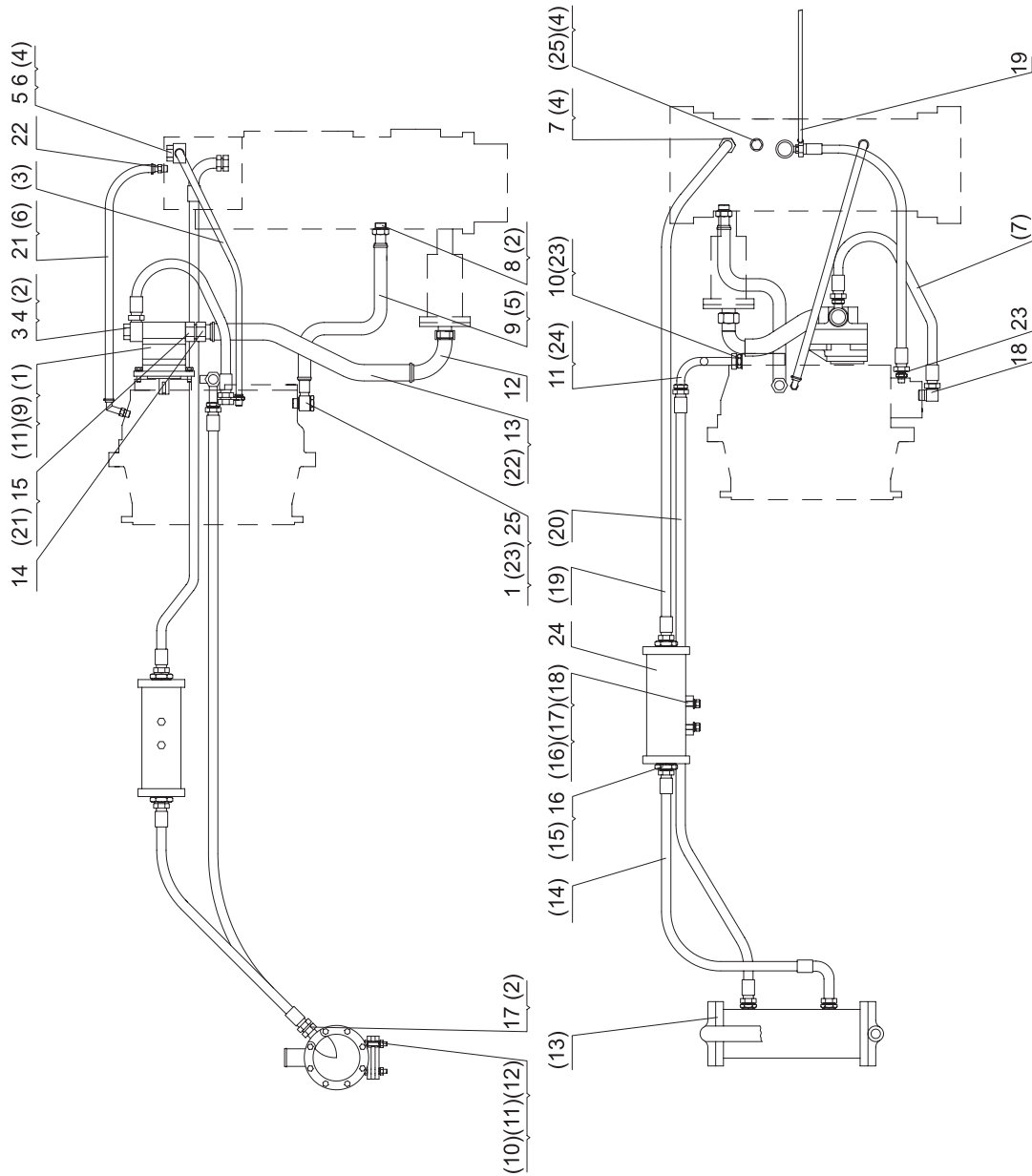
序号 NO.	部件号 PART NO.	零件名称 PART NAME		数量 QTY
(1)	SJM03-1	防尘圈60	Scrapers Seal	8
(2)	GB5783 M16×30	螺栓	Bolt	2
(3)	GB304.5 GE60ES	关节轴承	Knuckle Bearing	3
(4)	GB5783 M16×45	螺栓	Bolt	8
(5)	GB93 16	弹簧垫圈	Spring Washer	16
(6)	GB1152 M10×1	油杯	Oil Cup	8
(7)	GB71 M10×35	螺钉	Screw	2
(8)	GB5781 M12×40	螺栓	Bolt	2
(9)	GB93 12	弹簧垫圈	Washer	2
(10)	GB95 16	平垫	Flat Washer	16
(11)	GB5783 M16×40	螺栓	Bolt	1
(12)	GB5783 M16×35	螺栓	Bolt	3
(13)	GB5783 M16×50	螺栓	Bolt	2

图69 铲斗总成
FIG.69 Bucket Assembly



序号 NO.	部件号 PART NO.	零件名称 PART NAME		数量 QTY
1	DG938-11100	铲斗	Bucket	1
2	DG938-11100-1	斗齿	Bucket Teeth	5
3	DG938-11100-2	角斗齿(右)	Corner Bucket Teeth(RH)	1
4	DG938-11100-3	角斗齿(左)	Corner Bucket Teeth(LH)	1
(1)	GB8 M20×70	方头螺栓	Square Head Bolt	12
(2)	GB95 20	垫圈	Washer	14
(3)	GB93 20	垫圈	Washer	14
(4)	GB6172 M20	薄螺母	Thin Nut	12
(5)	GB8 M20×60	方头螺栓	Square Head Bolt	2
(6)	GB6170 M20	螺母	Nut	2

图70 行车液压系统
FIG.70 Transmission Hydraulic System



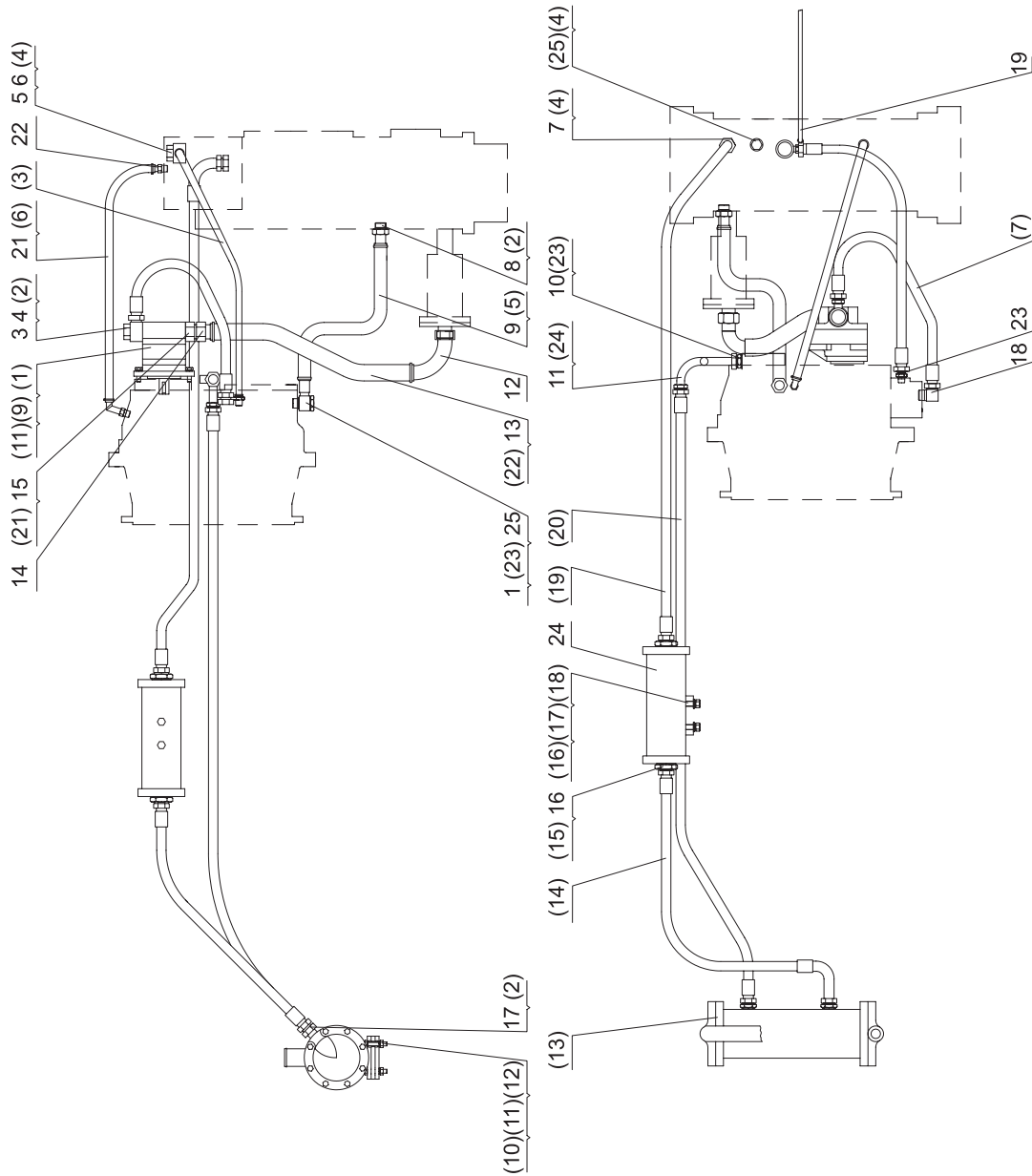
序号 NO.	部件号 PART NO.	零件名称 PART NAME		数量 QTY
1	SL30W-12001A	铰接螺栓	Link Bolt	1
3	DG930A-12003B	铰接接头总成	Link Joint Assembly	1
4	DG930A-12004	铰接螺栓	Link Bolt	1
5	DG930A-12005	铰接接头总成	Link Joint Assembly	1
6	DG930A-12006	铰接螺栓	Link Bolt	1
7	DG930A-12010	接头体	Joint	1
8	DG930A-12008	回油接头	Oil Return Joint	1
9	DG930A-12007	回油管 ϕ 25	Oil Return Hose	1
10	SL30W-12010	接头体	Joint	1
11	SL30W-12011A	钢管总成	Steel Tube Assembly	1
12	DG930A-12022	过渡接头	Transition Joint	1
13	DG930A-12018	吸油胶管 ϕ 32	Suction Oil Hose	1
14	DG930A-12017	钢管总成	Steel Tube Assembly	1
15	DG930A-12016	接头体	Joint	1
16	DG930A-12014	接头体	Joint	2
17	DG930A-12013	接头体	Joint	2
18	SL30W-12018	接头体	Joint	1
19	DG930A-12015	聚氨酯管总成	Polyurethane Hose Assembly	1
21	SL30W-12021	回油管 ϕ 13 \times 850	Oil Return Hose	1
22	DG930A-12027	接头体	Joint	1
23	SL30W-12023A	铰接接头	Link Joint	1
24	YL-90	滤油器总成	Oil Filter Assembly	1
25	SL30W-12025	铰接接头	Link joint	1

**注意**

配组合仪表台D2221-03002时,不使用件19!

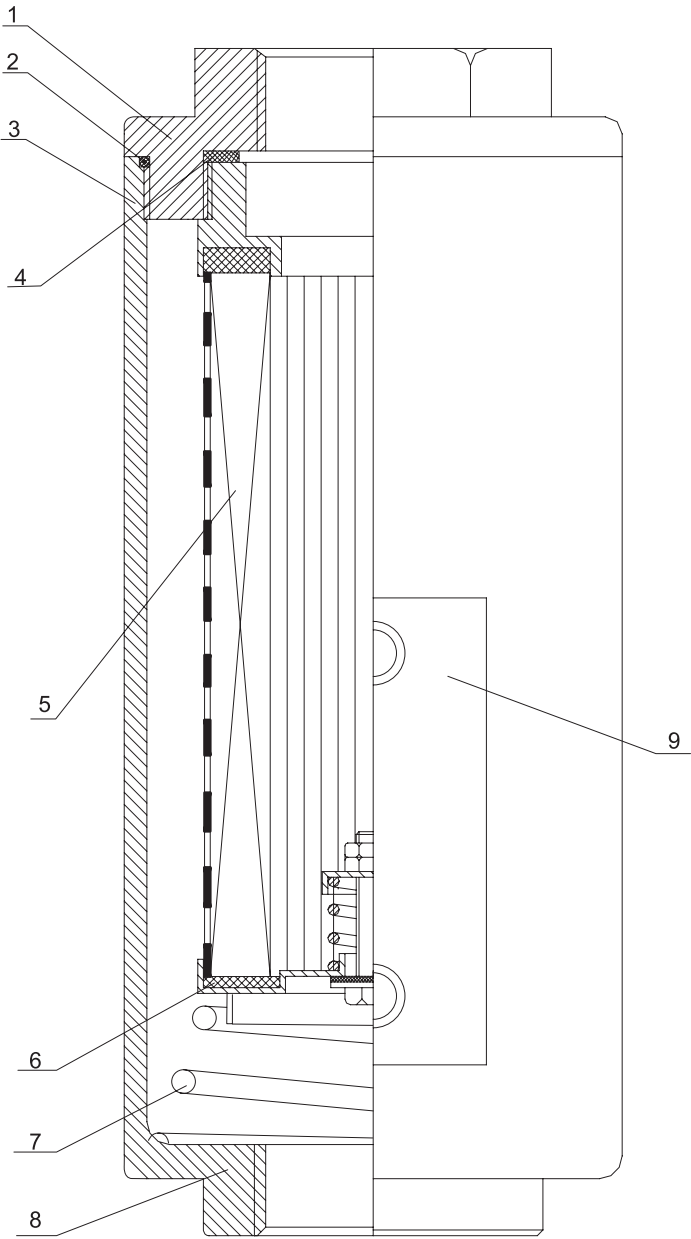
When fitting combined instrument D2221-03002 ,don' t use no. 19 !

图70 行车液压系统
FIG.70 Transmission Hydraulic System



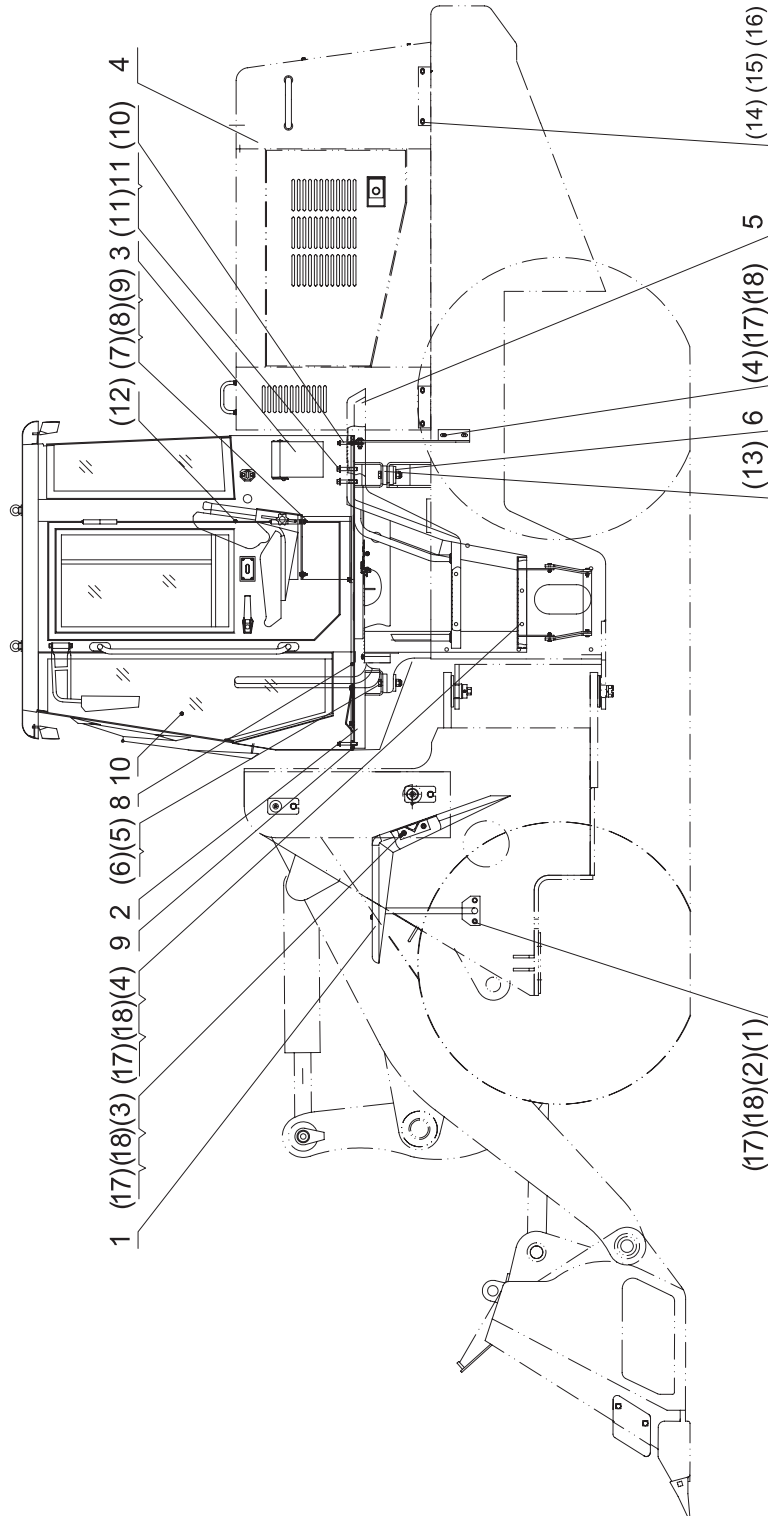
序号 NO.	部件号 PART NO.	零件名称 PART NAME	数量 QTY
(1)	CBFE-31.5	齿轮泵P反 Gear Pump	1
(2)	JB982 27	组合垫圈 Combined Washer	5
(3)	JF100 10I-800	胶管接头总成 Hose Joint Assembly	1
(4)	JB982 22	组合垫圈 Combined Washer	4
(5)	JB3618.1 34~38	双钢丝卡箍 Clamp	2
(6)	JB3618.1 20~24	双钢丝卡箍 Clamp	2
(7)	JF100 16I-800	胶管接头 Hose Joint	1
(9)	GB5783 M10×30	螺栓 Bolt	2
(10)	GB6170 M10	螺母 Nut	8
(11)	GB93 10	垫圈 Washer	10
(12)	GB5781 M10×40	螺栓 Bolt	8
(13)	ZL30D	机油散热器 Engine Oil Radiator	1
(14)	JF100 19I-1000(1×90°)	胶管接头总成 Hose Joint Assembly	1
(15)	JB982 42	组合垫圈 Combined Washer	2
(16)	GB5783 M12×30	螺栓 Bolt	2
(17)	GB93 12	垫圈 Washer	2
(18)	GB95 12	垫圈 Washer	2
(19)	JF100 19I-1400(1×90°)	胶管接头总成 Hose Joint Assembly	1
(20)	JF100 19I-1700	胶管接头总成 Hose Joint Assembly	1
(21)	JB982 33	组合垫圈 Combined Washer	1
(22)	JB3618.1 40~45	双钢丝卡箍 Clamp	2
(23)	JB982 24	组合垫圈 Combined Washer	3
(24)	JB982 14	组合垫圈 Combined Washer	1
(25)	JB1000 M22×1.5	螺塞 Plug screw	1

图71 滤油器总成
FIG.71 Oil Filter Assembly



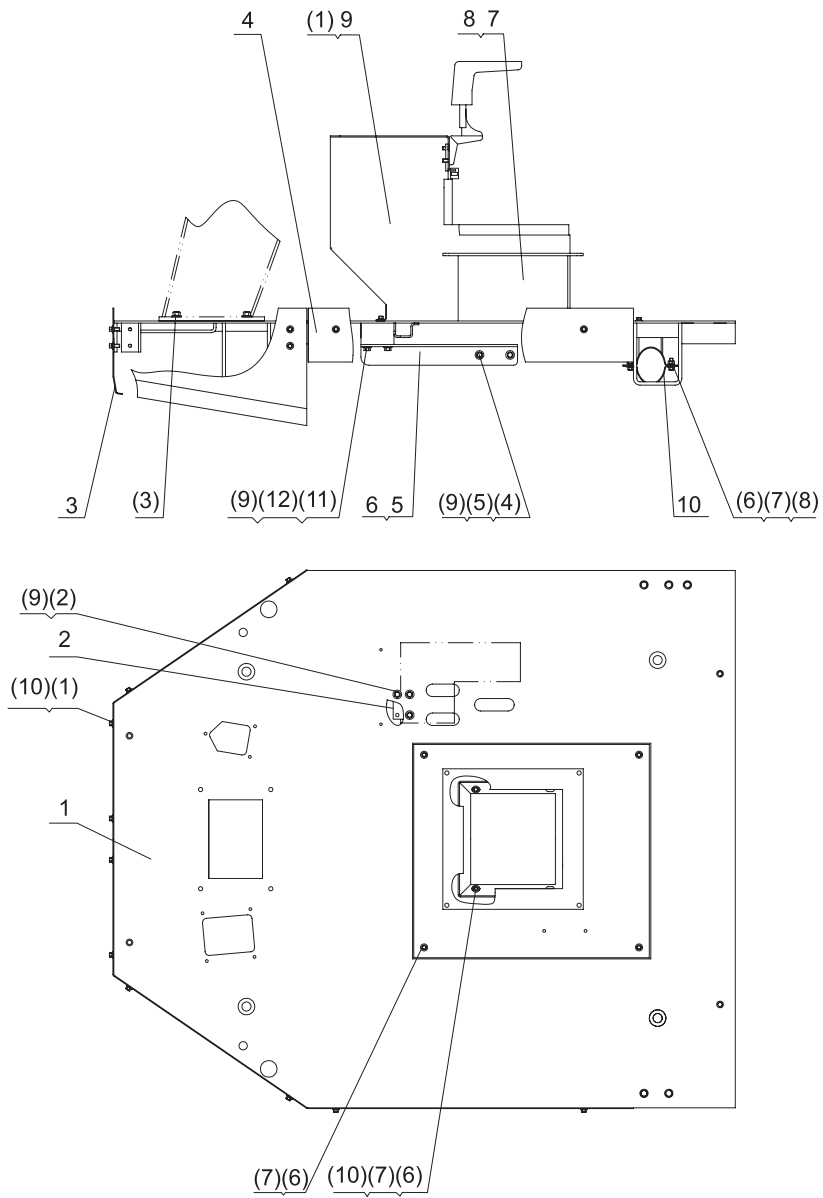
序号 NO.	部件号 PART NO.	零件名称 PART NAME		数量 QTY
0	YL-90-00	滤油器总成	Oil Filter Assembly	1
1	YL-90-1	外上盖	Upper Outer Cover	1
2	YL-90-2	O形圈 $\phi 80 \times \phi 2.5$	O-ring	1
3	YL-90-3	壳体	Body Case	1
4	YL-90-4	橡胶垫	Rubber Mat	1
5	YL-90-100	滤芯	Filter Element	1
6	YL-90-17	支承座	Supported Seat	1
7	YL-90-18	支撑弹簧	Supported Spring	1
8	YL-90-10	外下盖	Lower Outer Cover	1
9	YL-90-3B	连接板	Connection Plate	1

图72 车体布置
FIG.72 Bodywork Collocation



序号 NO.	部件号 PART NO.	零件名称 PART NAME	数量 QTY	
1	ZL30G-13100-L	左-前挡泥板	Mudguard(LH)	1
	ZL30G-13100-R	右-前挡泥板	Mudguard(RH)	1
2	DG938-B13200	地板总成	Floor Assembly	1
3	DG938-13300	工具箱	Tool Box	1
4	DG938-13400	发动机罩(配锡柴)	Hood(for XICHAJ engine)	1
	DG938(D)-13400	发动机罩(配道依茨)	Hood(for DEUTZ engine)	1
	DG938III-A13400	发动机罩(配康明斯)	Hood(for CUMMINS engine)	1
5	DG938-13500-L	左-侧地板总成	Side Floor Assembly(LH)	1
	DG938-13500-R	右-侧地板总成	Side Floor Assembly(RH)	1
6	DG957-13001A	垫	Pad	8
8	DG938-B13003	防滑地板	Antiskid Floor	1
	DG938-B13003A	防滑地板(先导操纵用)	Antiskid Floor(for Pilot control)	1
9	DG938-13004	减震垫	Shock Pad	1
10	DG953-14000	驾驶室	Driver's Cap	1
11	DG957-13005	垫圈	Washer	6
(1)	GB5783 M12×50	螺栓	Bolt	6
(2)	GB6170 M12	螺母	Nut	6
(3)	GB5783 M12×30	螺栓	Bolt	8
(4)	GB5783 M12×25	螺栓	Bolt	12
(5)	GB5782 M20×110	螺栓	Bolt	4
(6)	GB889 M20	螺母	Nut	4
(7)	GB889 M8	螺母	Nut	4
(8)	GB5783 M8x25	螺栓	Bolt	4
(9)	GB95 8	垫圈	Washer	4
(10)	GB5787 M12x80	六角法兰面螺栓	Bolt	3
(11)	GB5787 M16x80	六角法兰面螺栓	Bolt	5
(12)	DS44/1 HB	座椅	Seat	1
(13)	SE9030-16-48	减震垫	Shock Pad	4
(14)	GB5783 M16×35	螺栓	Bolt	8
(15)	GB93 16	弹垫	Spring Washer	8
(16)	GB95 16	平垫	Flat Washer	8
(17)	GB93 12	弹垫	Spring Washer	26
(18)	GB95 12	平垫	Flat Washer	26

图73 地板总成
FIG.73 Floor Assembly



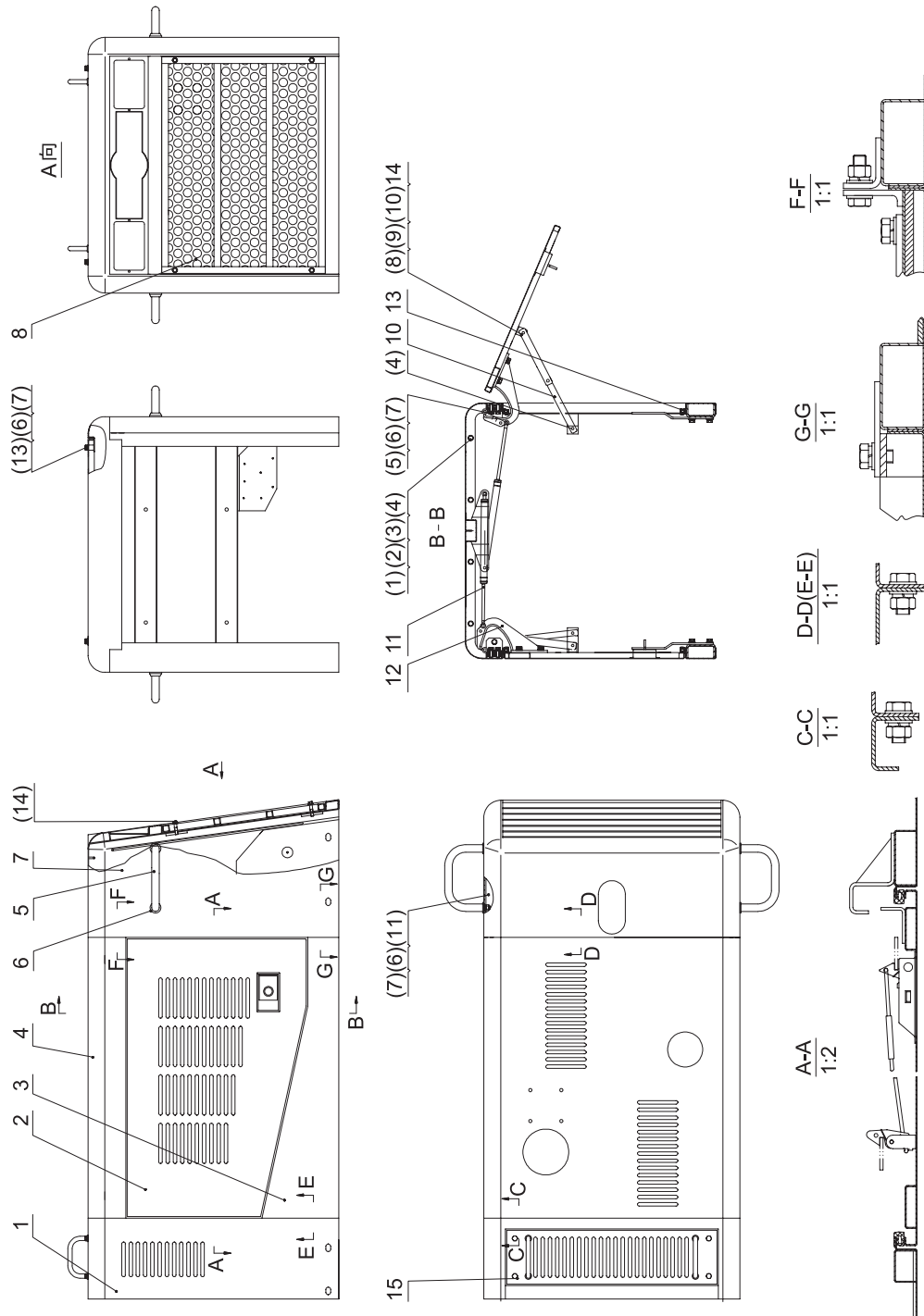
序号 NO.	部件号 PART NO.	零件名称 PART NAME		数量 QTY
1	DG938-B13201	台座	Dado	1
2	DG938-13207	支撑座	Supporting Seat	1
3	DG938-13204	挡板	Baffle	2
4	DG938-13205	挡板	Baffle	1
5	DG938-13203	支座	Abutment	1
6	DG938-13208	座	Seat	1
7	DG956-A13205	座椅支架	Seat Bracket	1
8	DG956-A13206	板	Board	1
9	DG956-A13204	先导阀支架 (配单手柄)	Pilot Valve Bracket(match single handle)	1
	DG956-A13204A	先导阀支架 (配双手柄)	Pilot Valve Bracket(match double handle)	1
10	DG938-A13201-4-1	管卡	Pipe Clip	1
(1)	GB5783 M8×16	螺栓	Bolt	16
(2)	GB5783 M10×20	螺栓	Bolt	4
(3)	GB5783 M12×25	螺栓	Bolt	4
(4)	GB5783 M10×35	螺栓	Bolt	2
(5)	GB6170 M10	螺母	Nut	2
(6)	GB5783 M8×20	螺栓	Bolt	10
(7)	GB93 8	垫圈	Washer	10
(8)	GB6170 M8	螺母	Nut	2
(9)	GB93 10	垫圈	Washer	12
(10)	GB95 8	平垫	Flat Washer	1
(11)	GB5783 M10×25	螺栓	Bolt	1
(12)	GB95 10	平垫	Flat Washer	1

⚠ 注意

装先导车型时,不用件2,5,6,(2),(4),(5)和(9),同时件(1)数量增加4个

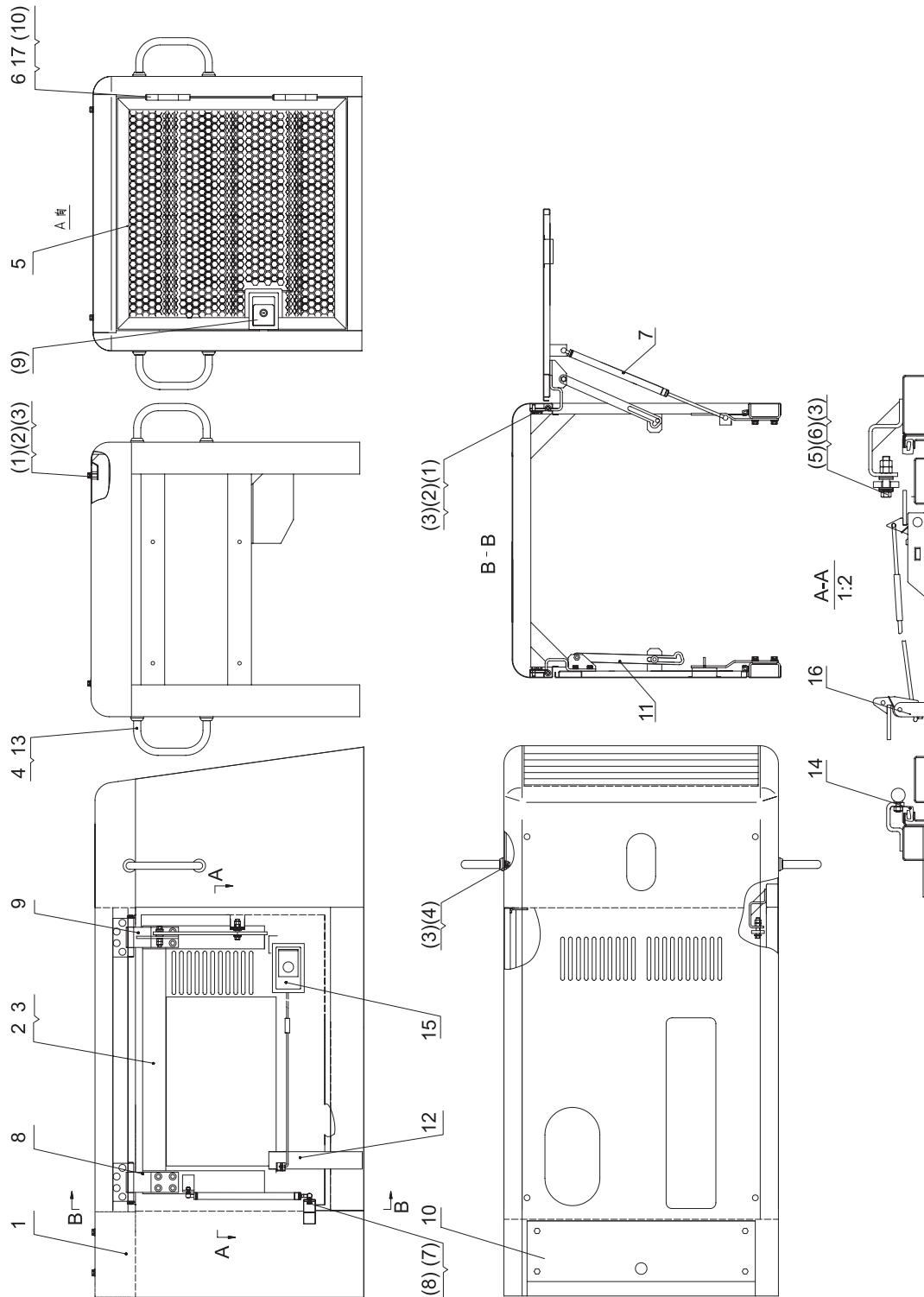
Fitting Pilot loader, no use part 2,5,6,(2),(4),(5)and(9), part (1) added four at the same time.

图74 发动机罩 FIG.74 Engine Hood



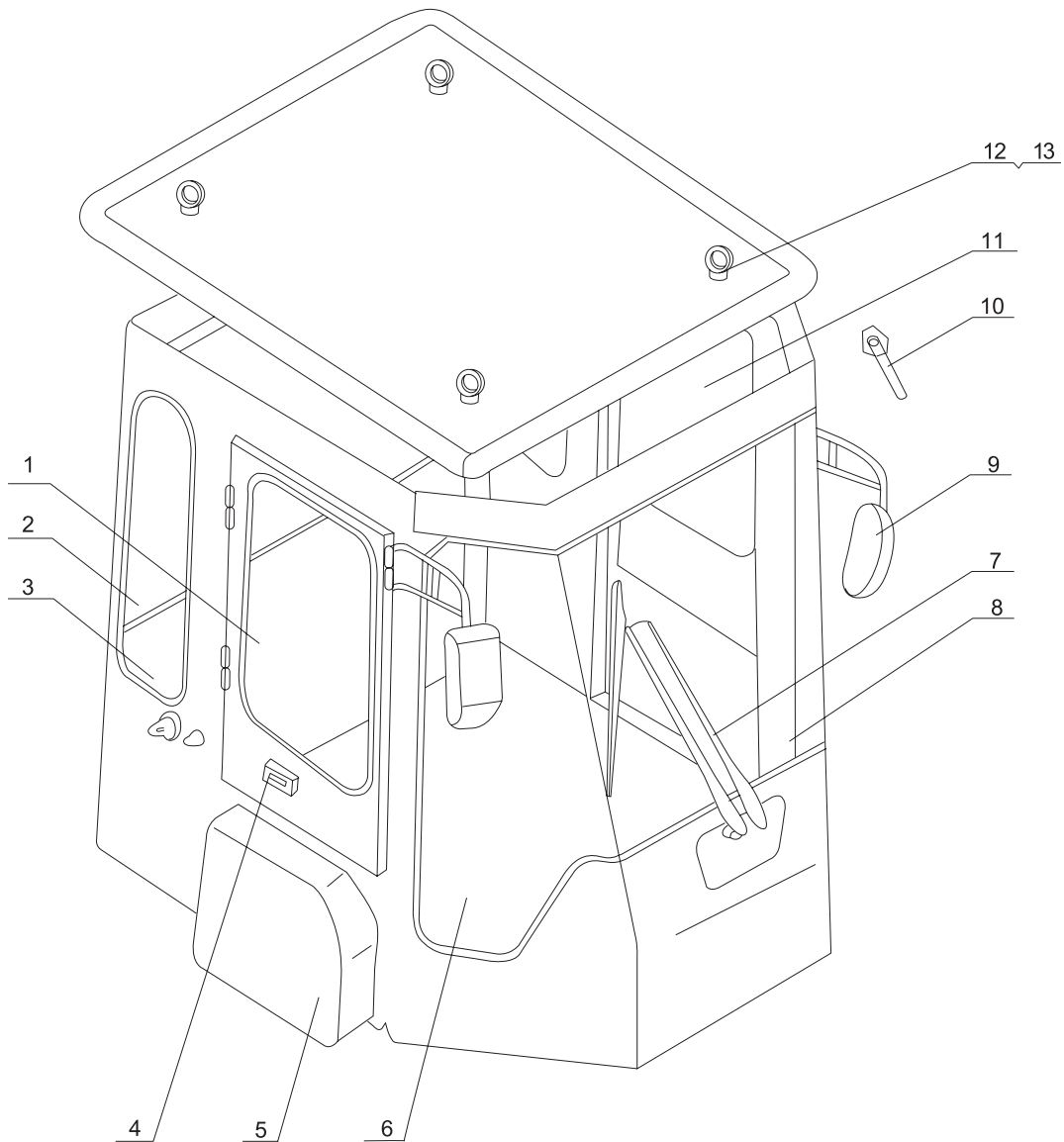
序号 NO.	部件号 PART NO.	零件名称 PART NAME	数量 QTY
1	DG938-13401	前罩	1
2	DG938-13402A	侧门	2
3	DG938-13403	侧下门	2
4	DG938-13404B	上盖(配锡柴增压发动机)	1
	DG938(D)-13404	上盖(配道依茨发动机)	1
5	DG938-13405	扶手	2
6	DG938-13406	扶手座	4
7	DG938-13407	后罩	1
8	ZL30GII-13408C	后护罩	1
10	DG938-13410	支架	2
11	DG938-13411	气弹簧	2
12	DG938-13412	铰链	4
13	DG938-13413	门密封条	7.63m
14	DG938-13414	螺栓	6
15	DG938-13415	前盖	1
(1)	GB5783 M10×30	螺栓	24
(2)	GB6170 M10	螺母	22
(3)	GB93 10	弹垫圈	22
(4)	GB95 10	平垫	50
(5)	GB5783 M12×25	螺栓	32
(6)	GB93 12	弹垫圈	40
(7)	GB95 12	平垫	40
(8)	GB6170 M8	螺母	10
(9)	GB95 8	平垫	6
(10)	GB93 8	弹垫圈	10
(11)	GB6170 M12	螺母	4
(13)	GB5783 M12×20	螺栓	4
(14)	GB5783 M10×50	螺栓	4

图75 发动机罩(配康明斯发动机)
 FIG.75 Engine Hood(Match CUMMINS Engine)



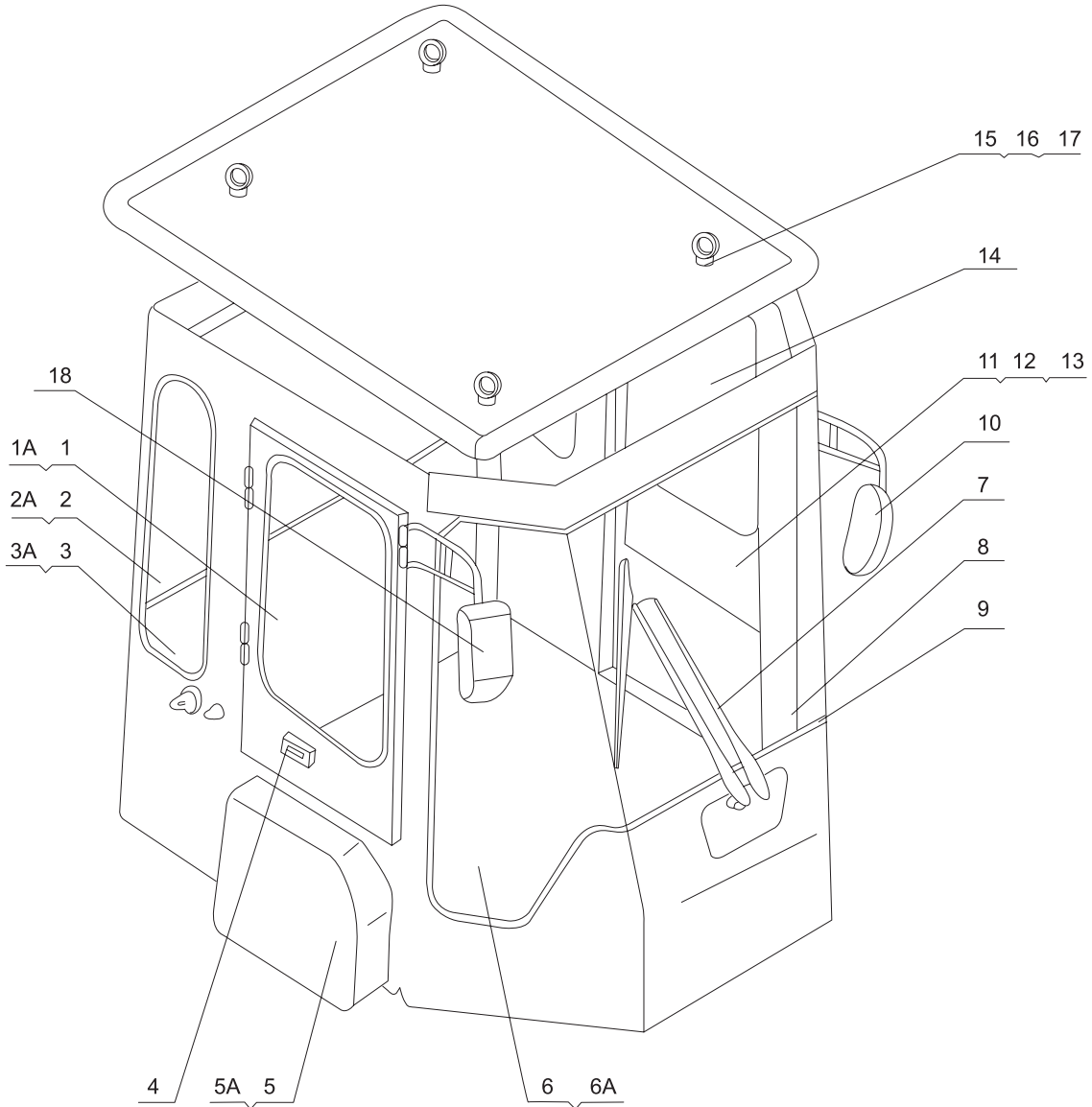
序号 NO.	部件号 PART NO.	零件名称 PART NAME	数量 QTY
0	DG938III-A13400	发动机罩 Engine Hood	1
1	DG938III-A13401	骨架 Frame	1
2	DG938III-13402	左-侧门 Side Door(LH)	1
3	DG938III-13403	右-侧门 Side Door(RH)	1
4	DG938III-13404	扶手 Armrest	2
5	DG938III-13405	后门 Rear Door	1
6	DG956N1-13405-13	销轴 Pin Roll	2
7	DG938III-13407	气弹簧 Air Spring	2
8	DG938III-13408	铰链 Hinge	2
9	DG938III-13409	铰链 Hinge	2
10	DG938III-13410	盖 Cover	1
11	DG938III-13411	侧门支撑 Side Door Support	2
12	DG938-13403-4	挡板 Baffle	4
13	DG938-13406	扶手座 Armrest Seat	4
14	DG938-13413	门密封条 Door Seal	9.4M
15	DG938-13402-5	机罩锁 Hood Lock	2
16	DG938-13402-3	搭扣 Clasp	2
17	DG956N1-13405-14	垫 Mat	2
(1)	GB5783 M12×25	螺栓 Bolt	44
(2)	GB93 12	弹垫 Spring Washer	46
(3)	GB95 12	平垫 Flat Washer	48
(4)	GB6170 M12	螺母 Nut	4
(5)	GB5783 M12×50	螺栓 Bolt	4
(6)	GB889 M12	螺母 Nut	4
(7)	GB6170 M8	螺母 Nut	4
(8)	GB93 8	垫圈 Washer	4
(9)	NBS311	门锁总成 Door Lock Assy.	1
(10)	GB91 Φ2×20	开口销 Cotter Pin	1

图76 驾驶室总成 FIG.76 Cab Assembly



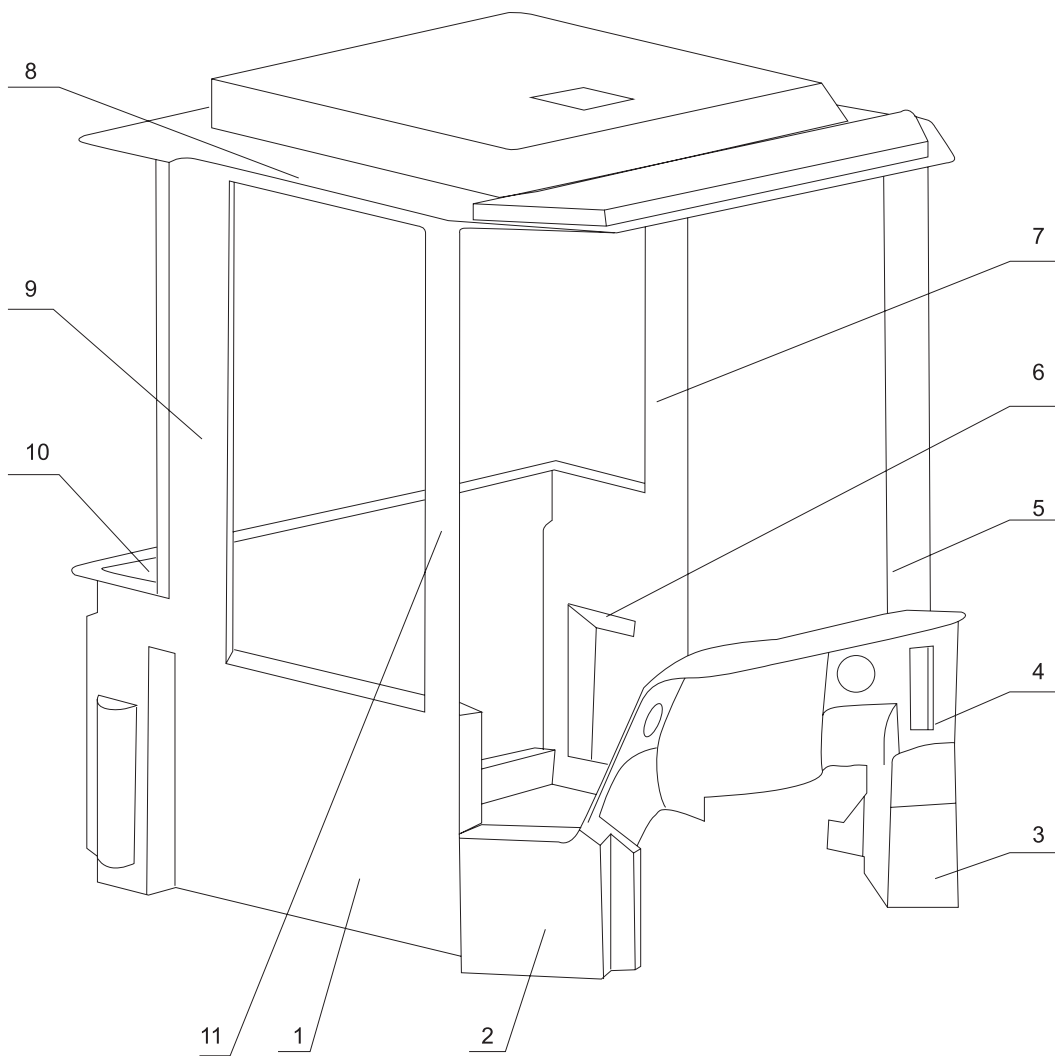
序号 NO.	部件号 PART NO.	零件名称 PART NAME		数量 QTY
1	DG953T-58	右门玻璃	Right door glass	1
2	DG953T-55	后挡风玻璃	Rear windshield	1
3	DG953T-56	后侧玻璃	Rear side glass	2
4	GLS510	碰锁	Spring lock	2
5	DG953-15013-4	外护罩(配暖风用)	Outside hood(for warm braw)	1
	DG953-15013-4A	外护罩(配空调用)	Outside hood(for air conditioner)	1
6	DG953T-53	前侧玻璃	Front side glass	2
7	D2800-05000	刮水器总成	Wiper assembly	1
8	DG953T-54	前挡风玻璃	Front windshield	1
9	EQ-142	后视镜	Rearview mirror	2
10	GLS502	门锁	Door lock	1
11	DG953T-57	左门玻璃	Left door glass	1
12	DG953-D	顶棚	Coping	1
13	GB825 M12	吊环螺钉M12	Eyebolt	4

图77 SDC驾驶室总成
FIG.77 Cab Assembly



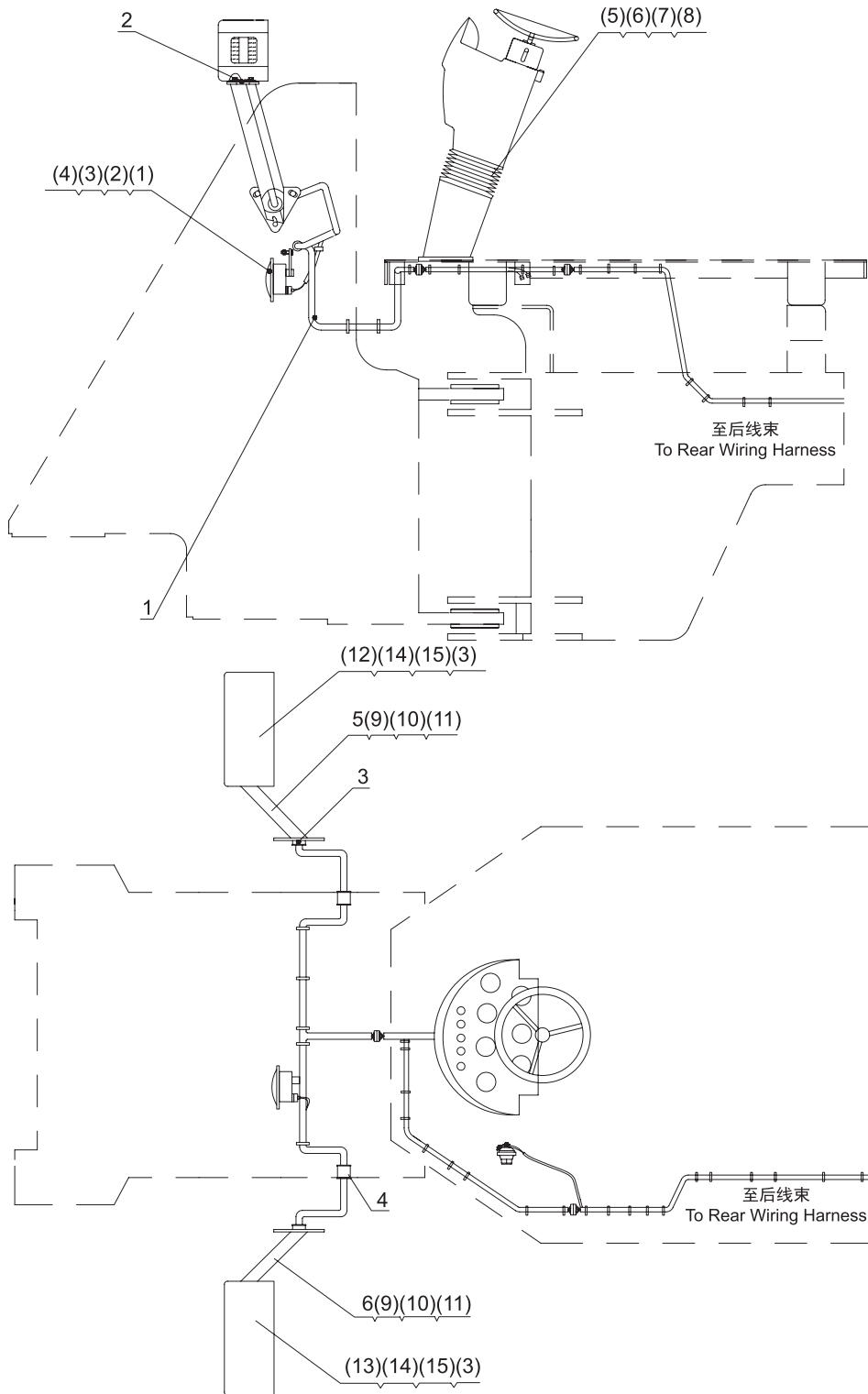
序号 NO.	部件号 PART NO.	零件名称 PART NAME	数量 QTY
1	1451-56-06005	右门玻璃	1
1A	1451-56-06007	玻璃镶条	1
2	1451-56-00003	后挡风玻璃	1
2A	1451-56-12000	玻璃镶条	1
3	1451-56-00002	后侧玻璃	2
3A	1451-56-13000	玻璃镶条	2
4	1451-56-08000	碰锁	2
5	1451-56-20000	外护罩(配暖风)	1
5A	1451-56-10000	外护罩(配空调)	1
6	1451-56-00006	右前侧玻璃	1
6A	1451-56-00001	左前侧玻璃	1
7	D2800-05000	刮水器总成	1
8	1451-56-00004	前挡风玻璃	1
9	1451-56-11000	玻璃镶条	1
10	1451-56-03000	左后视镜	1
11	1451-56-05018	门锁	1
12	23Y-56B-12200	内锁(左)	1
13	23Y-56B-12300	内锁(右)	1
14	1451-56-05012	左门玻璃	1
15	04530-01222	吊环螺栓	4
16	1451-56-02000	顶棚	1
17	1451-91-A0000	内饰件总成	1
18	1451-56-04000	右后视镜	1

图78 SDC内饰件总成
FIG.78 Decoration Assembly



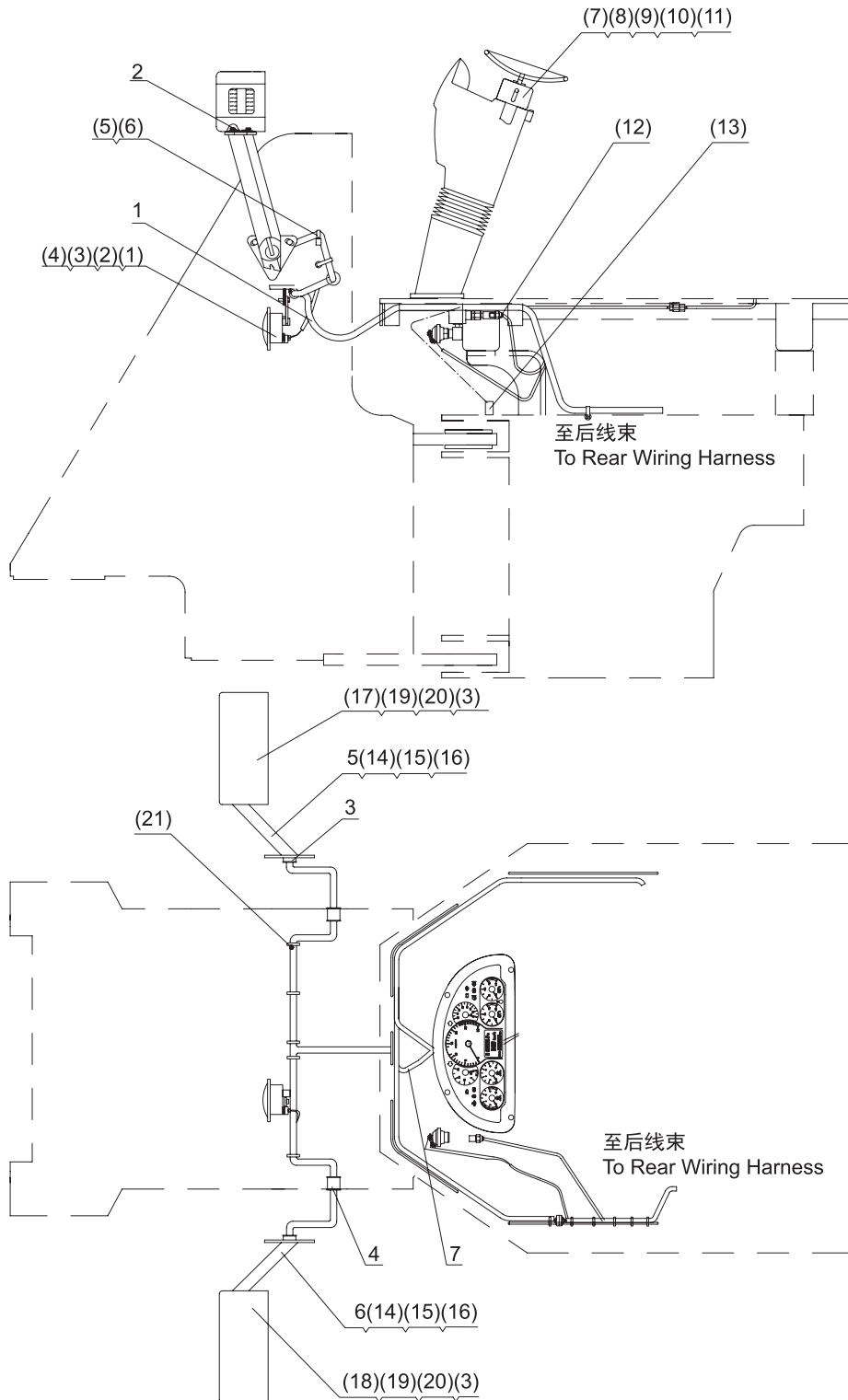
序号 NO.	部件号 PART NO.	零件名称 PART NAME		数量 QTY
0	1451-91-A0000	内饰件总成	Decoration assembly	1
1	1451-91-04000	右内饰	Right decoration	1
2	1451-91-12000	右前内饰	R/F decoration	1
3	1451-91-11000	左前内饰	L/F decoration	1
4	1451-91-10001	前内饰	Front decoration	1
5	1451-91-07000	左前立柱内饰	L/F column decoration	1
6	1451-91-03000	左内饰	Left decoration	1
7	1451-91-05000	左后立柱内饰	L/R column decoration	1
8	1451-91-01000	顶内饰	Dome decoration	1
9	1451-91-06000	右后立柱内饰	R/R column decoration	1
10	1451-91-02000	后内饰	Rear decoration	1
11	1451-91-08000	右前立柱内饰	R/F column decoration	1

图79 前车架线路
FIG.79 Front Frame Wiring



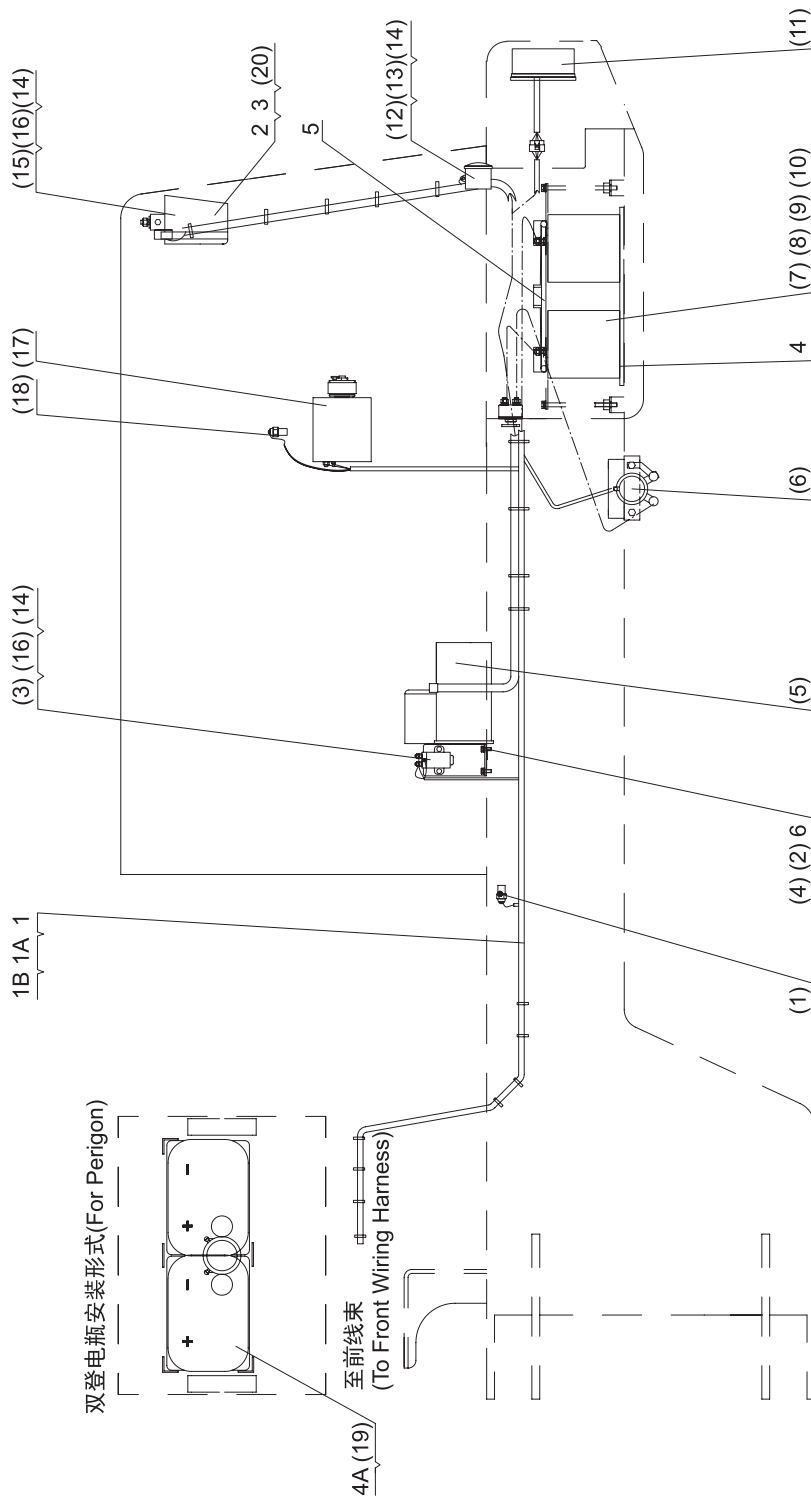
序号 NO.	部件号 PART NO.	零件名称 PART NAME		数量 QTY
1	ZL30GII-15008防	前线束	Front Wiring Harness	1
2	ZL18-15022	绝缘套3	Insulating sleeve 3	2
3	ZL18-15021	绝缘套2	Insulating sleeve 2	2
4	ZL50G2-15013	绝缘套1	Insulating sleeve 1	2
5	ZL30GII-15001A-R	右-灯架	Lamp Frame(RH)	1
6	ZL30GII-15001A-L	左-灯架	Lamp Frame(LH)	1
(1)	D2712-12500	双音盆型电喇叭	Electric horn	1
(2)	GB6170 M8	螺母	Nut	2
(3)	GB93 8	弹垫	Spring Washer	10
(4)	GB5781 M8×25	螺栓	Bolt	2
(5)	D2220-03001	整体式仪表台	Instrument Desk Assy.	1
	D2220-03002	整体式仪表台	Instrument Desk Assy.	1
(6)	GB5781 M12×30	螺栓	Bolt	4
(7)	GB95 12	垫圈	Washer	4
(8)	GB93 12	弹垫	Spring Washer	4
(9)	GB5781 M10×25	螺栓	Bolt	6
(10)	GB95 10	垫圈	Washer	6
(11)	GB93 10	弹垫	Spring Washer	6
(12)	D2400-07502	右-组合前大灯	Front Lamp(RH)	1
(13)	D2400-07501	左-组合前大灯	Front Lamp(LH)	1
(14)	GB5781 M8×30	螺栓	Bolt	6
(15)	GB5781 M8×20	螺栓	Bolt	2

图80 前车架线路(配组合仪表)
 FIG.80 Front Frame Wiring(Match Combined Instrument)



序号 NO.	部件号 PART NO.	零件名称 PART NAME	数量 QTY
1	DG938-Z15200	前线束	1
2	ZL18-15022	绝缘套3	2
3	ZL18-15021	绝缘套2	2
4	ZL50G2-15013	绝缘套1	2
5	ZL30GII-15001A-R	右-灯架	1
6	ZL30GII-15001A-L	左-灯架	1
7	DG938-Z15400	仪表台线束	1
(1)	D2712-12500	双音盆型电喇叭	1
(2)	GB6170 M8	螺母	2
(3)	GB93 8	弹垫	10
(4)	GB5781 M8×25	螺栓	2
(5)	GB5781 M6×16	螺栓	4
(6)	D2930-01400	连胶条卡箍	4
(7)	D2221-03002	组合仪表台总成	1
(8)	D2210-03002	组合仪表盘面	1
(9)	GB5781 M12×30	螺栓	4
(10)	GB95 12	垫圈	4
(11)	GB93 12	弹垫	4
(12)	D2340-00000	气压传感器Z1/8	1
(13)	GB5781 M10×20	螺栓	1
(14)	GB5781 M10×25	螺栓	6
(15)	GB95 10	垫圈	6
(16)	GB93 10	弹垫	6
(17)	D2400-07502	右-组合前大灯	1
(18)	D2400-07501	左-组合前大灯	1
(19)	GB5781 M8×30	螺栓	6
(20)	GB5781 M8×20	螺栓	2
(21)	D2900-15000	扎带150×8	6

图81 后车架线路
FIG.81 Rear Frame Wiring



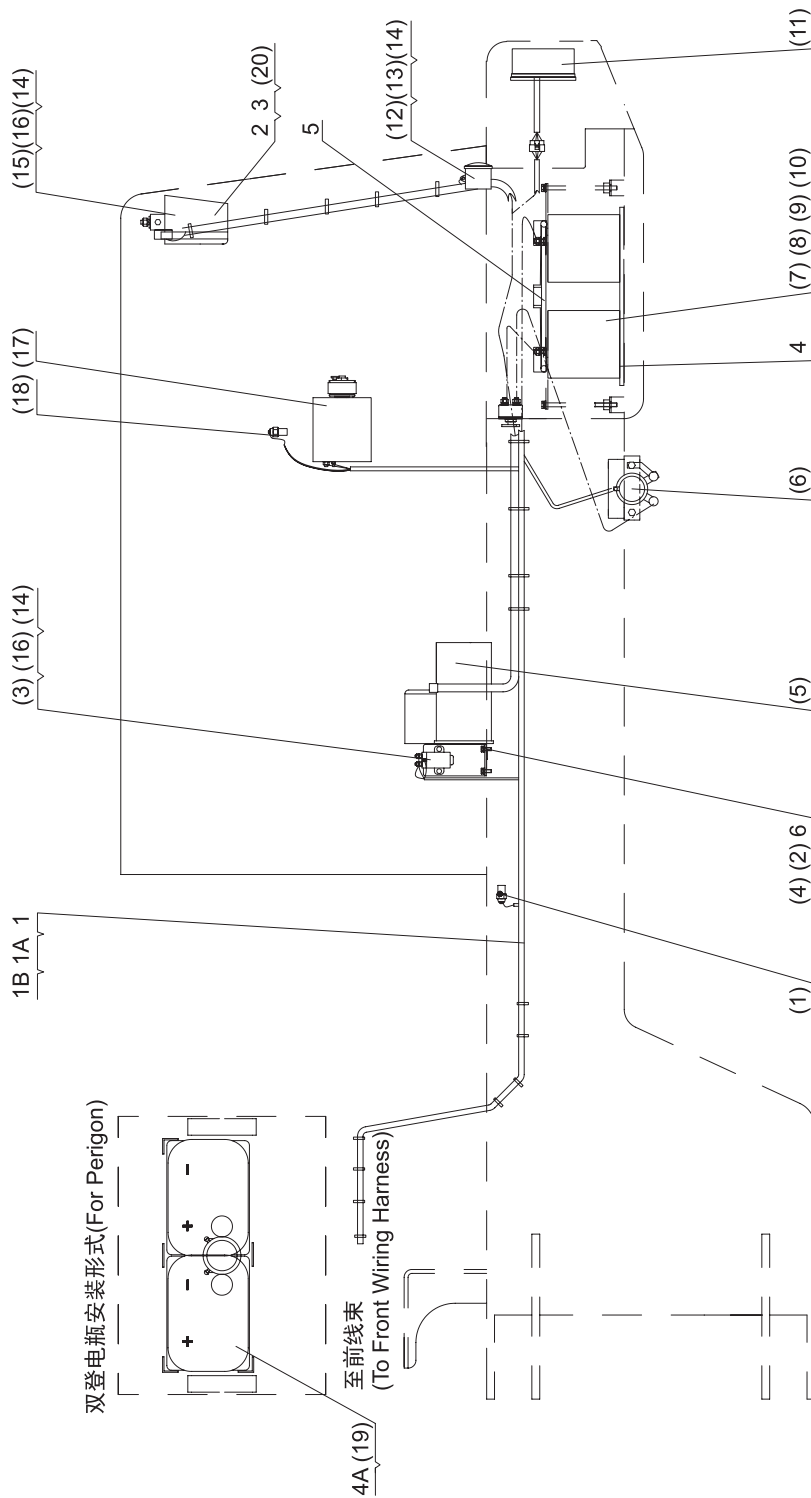
序号 NO.	部件号 PART NO.	零件名称 PART NAME	数量 QTY
1	ZL30GII-15007防	后线束(配锡柴) Rear Wiring Harness(for XICHAJ Engine)	1
1A	ZL30GII(D)-15007防	后线束(配道依茨) Rear Wiring Harness(for DEUTZ Engine)	1
1B	DG938(康)-15007防	后线束(配康明斯) Rear Wiring Harness(for CUMMINS Engine)	1
2	ZL50G2-15030	右后灯罩总成 R/R Lamp Cover Assy	1
3	ZL50G2-15031	左后灯罩总成 L/R Lamp Cover Assy	1
4	ZL50G2-15001	橡胶板 400×180 Rubber Board	2
4A	ZL50G2-15001A	橡胶板 490×180 Rubber Board	1
5	ZL50G2-15025	橡胶板 100×180 Rubber Board	1
6	ZL30GII-15012	安装板 Fixed Board	1



装配康明斯发动机时,请使用件2和3!

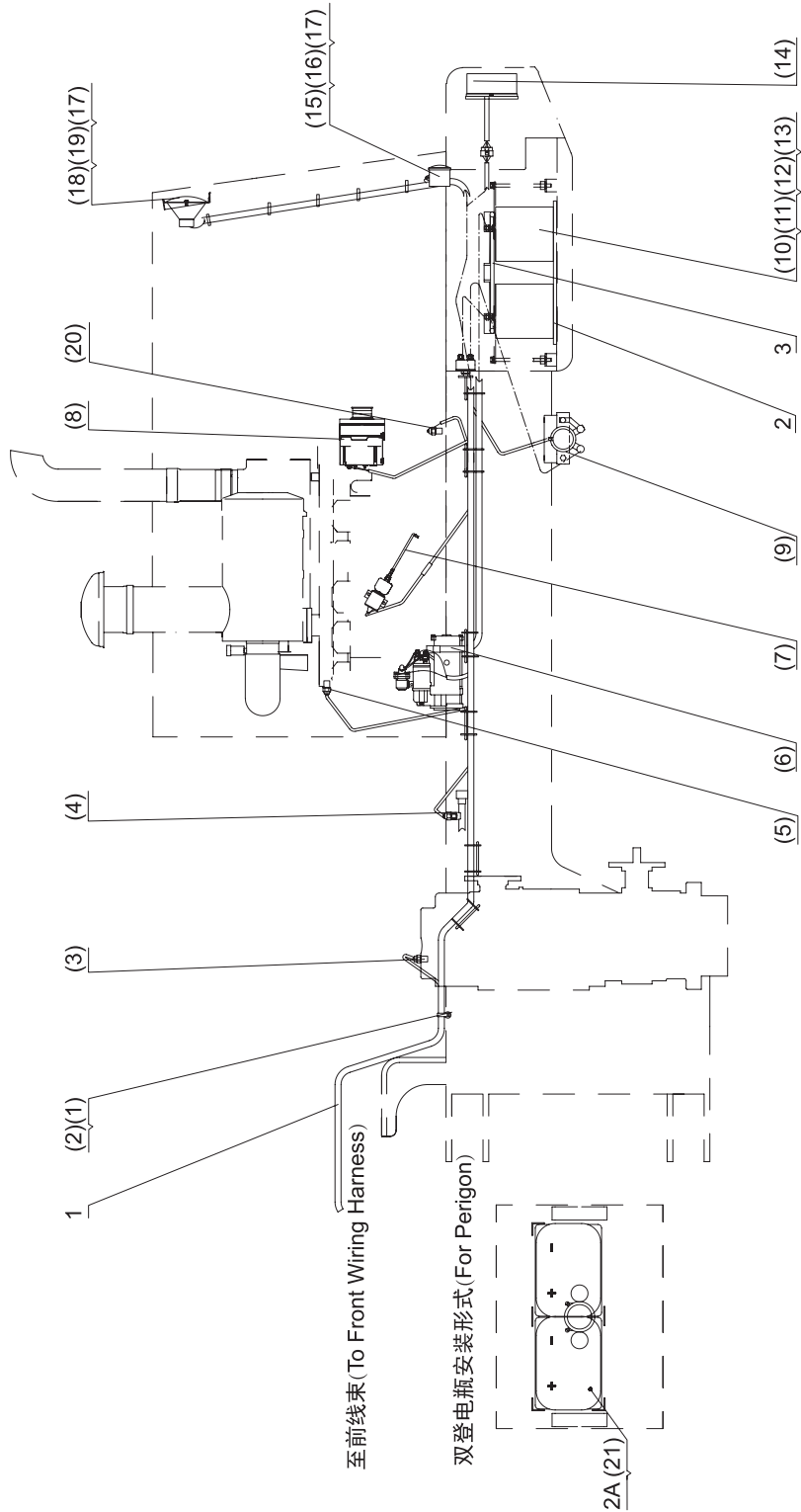
When match CUMMINS engine, please use NO.2 and 3!

图81 后车架线路 FIG.81 Rear Frame Wiring



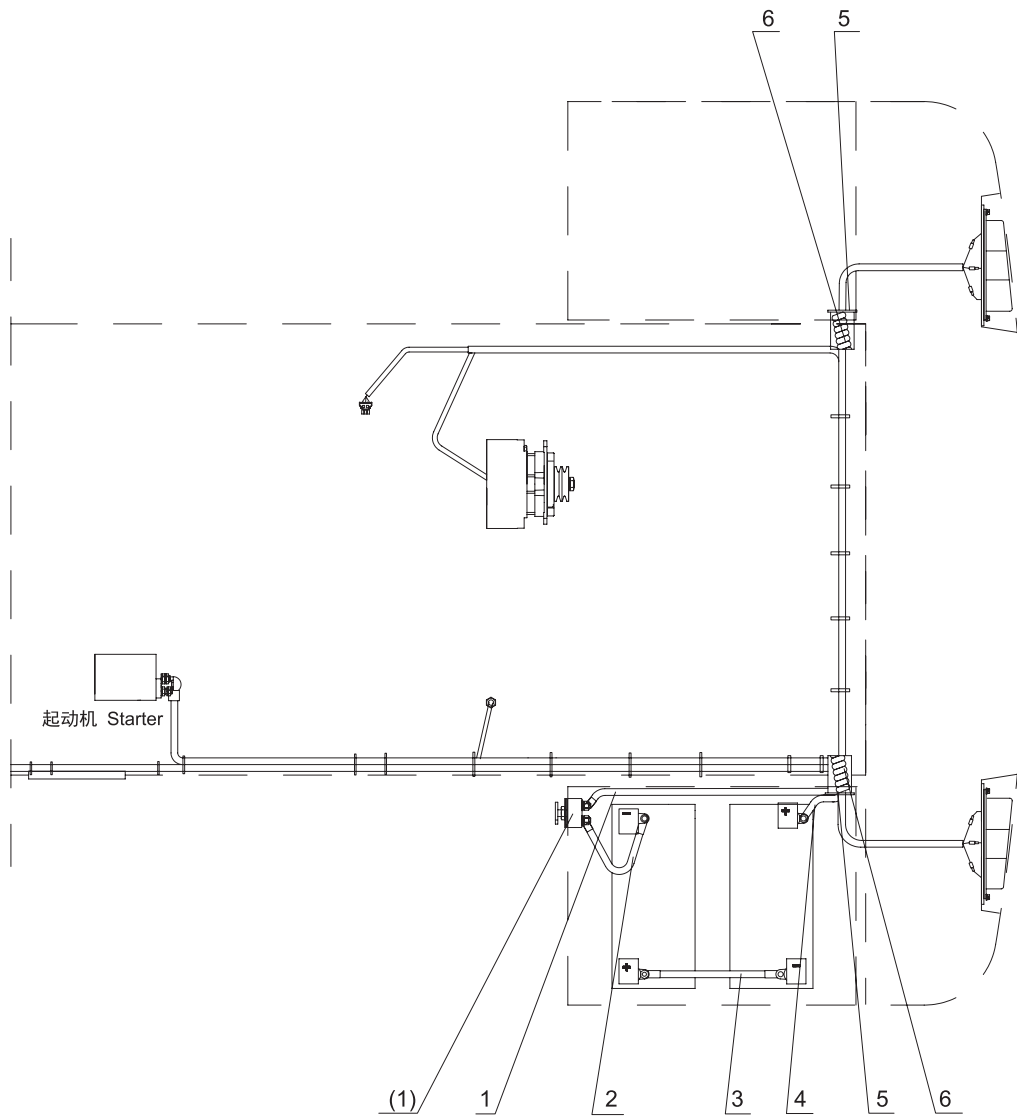
序号 NO.	部件号 PART NO.	零件名称 PART NAME	数量 QTY
(1)	D2310-00001	变矩器油温传感器M14×1.5 Oil Temperature Sensor to Torque Converter	1
(2)	GB5781 M8×20	螺栓 Bolt	2
(3)	D2670-00001	继电器 Relay	1
(4)	GB93 8	弹垫 Spring Washer	2
(5)	D2051-00600	起动机总成(锡柴带) Starter Assy.(XICHAI with)	1
	D2051-00400	起动机总成(道依茨带) Starter Assy.(DEUTZ with)	1
	D2051-00000	起动机总成(康明斯带) Starter Assy.(CUMMINS with)	1
(6)	D2600-10000	电磁式电源总开关 Battery Main Switch	1
(7)	D2011-12000	免维护蓄电池总成 Accumulator Assembly	2
(8)	GB6170 M10	螺母 Nut	4
(9)	GB93 10	弹垫 Spring Washer	4
(10)	GB95 10	垫圈 Washer	4
(11)	D2443-03700	三色后尾灯 Rear Taillight	2
(12)	D2730-08501	倒车报警器 Back-up buzzer	1
(13)	GB818 M6×12	半圆头螺钉 Screw	2
(14)	GB93 6	弹垫 Spring Washer	8
(15)	D2480-05500	方形后大灯 Rear Big Lamp	2
(16)	GB818 M6×20	半圆头螺钉 Screw	6
(17)	D2031-02100	发电机总成(锡柴带) Generator Assy.(XICHAI with)	1
	D2031-03100	发电机总成(道依茨带) Generator Assy.(DEUTZ with)	1
	D2031-00000	发电机总成(康明斯带) Generator Assy.(CUMMINS with)	1
(18)	D2310-00000	水温传感器Z3/8(配锡柴) Water Temperature Sensor(for XICHAI)	1
	D2310-00001	水温传感器M14×1.5 Water Temperature Sensor(for DEUTZ) (配道依茨)	1
	D2310-00002	水温传感器NPT1/2(配康明斯) Water Temperature Sensor(for CUMMINS)	1
(19)	D2011-05000	免维护蓄电池总成 Accumulator Assembly	2
(20)	D2481-07500	小松后大灯(配康明斯) Rear Lamp(for CUMMINS)	2

图82 后车架线路(配组合仪表)
 FIG.82 Rear Frame Wiring(Match Combined Instrument)



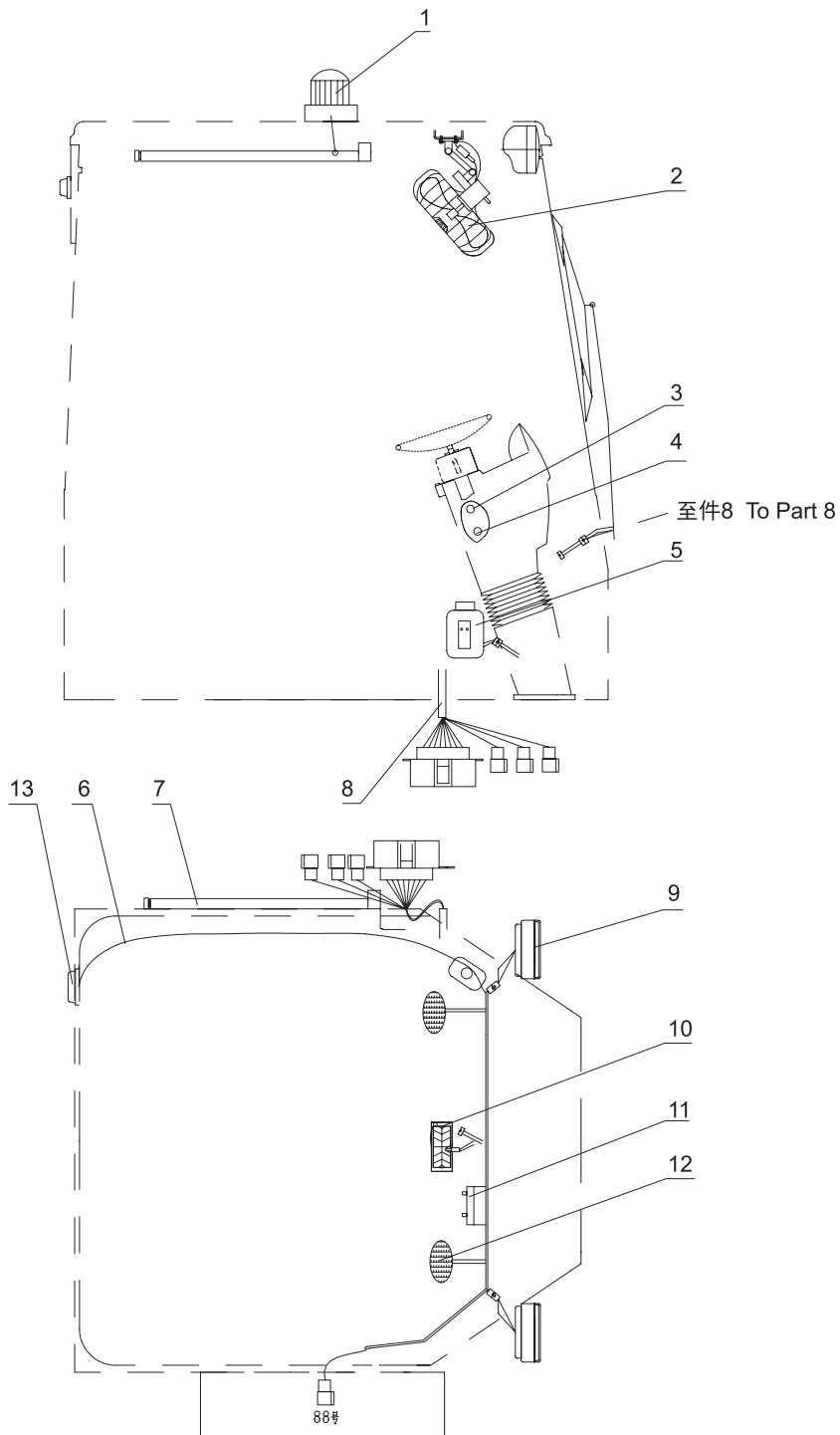
序号 NO.	部件号 PART NO.	零件名称 PART NAME		数量 QTY
1	DG938D-Z15100	后线束	Rear Wiring Harness	1
2	ZL50G2-15001	橡胶板 400×180	Rubber Board	2
2A	ZL50G2-15001A	橡胶板 490×180	Rubber Board	1
3	ZL50G2-15025	橡胶板 100×180	Rubber Board	1
(1)	GB5781 M6×16	螺栓	Bolt	1
(2)	D2930-02400	连胶条卡箍 φ24	Clasp	1
(3)	D2570-08002	变速压力报警开关M10×1	Alarm Switch for Gearshift Pressure	1
(4)	D2311-00001	油温传感器M14×1.5	Oil Temperature Sensor	1
(5)	D2311-00001	水温传感器 M14×1.5	Water Temperature Sensor	1
(6)	D2051-00400	起动机总成(道依茨带)	Starter Assy.(DEUTZ with)	1
(7)	D2680-00000	熄火电磁铁	Flameout Electromagnet	1
(8)	D2031-03100	发电机总成(道依茨带)	Generator Assy.(DEUTZ with)	1
(9)	D2600-10000	电磁式电源总开关	Battery Main Switch	1
(10)	D2011-12000	免维护蓄电池总成	Accumulator Assembly	2
(11)	GB6170 M10	螺母	Nut	4
(12)	GB93 10	弹垫	Spring Washer	4
(13)	GB95 10	垫圈	Washer	4
(14)	D2443-03700	三色后尾灯	Rear Taillight	2
(15)	D2730-08501	倒车报警器	Back-up buzzer	1
(16)	GB818 M6×12	半圆头螺钉	Screw	2
(17)	GB93 6	弹垫	Spring Washer	6
(18)	D2480-05500	方形后大灯	Rear Big Lamp	2
(19)	GB818 M6×20	半圆头螺钉	Screw	4
(20)	D2300-00001	机油压力传感器M10×1	Engine Oil Pressure Sensor	1
(21)	D2011-05000	免维护蓄电池总成	Accumulator Assembly	2

图83 电瓶线路
FIG.83 Battery Wiring



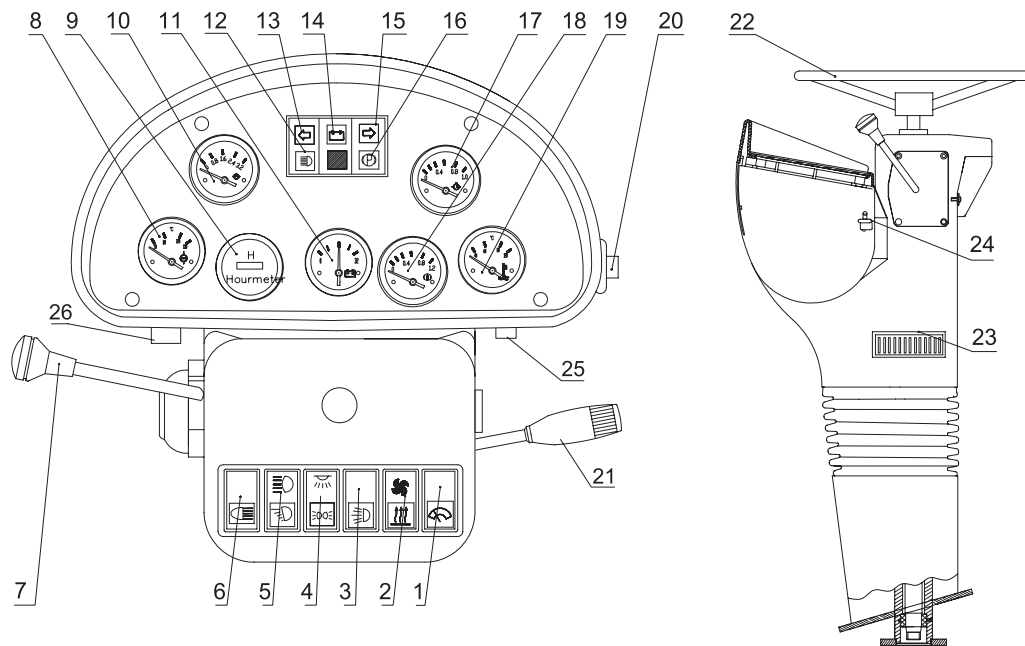
序号 NO.	部件号 PART NO.	零件名称 PART NAME	数量 QTY
1	ZL30GII-15004	手动开关到电磁开关线 Wire, Handle Switch to Main Switch	1
2	ZL30GII-15005	电瓶负极到手动开关线 Wire, Battery Negative to Handle Switch	1
3	ZL50G2-15010	电瓶连接线 Battery Connecting Wire	1
4	ZL30GII-15006	起动机电源线 Starter Power Cord	1
5	ZL50G2-15024	绝缘套 Insulating sleeve	2
6	ZL50G2-15026	橡胶护套 $\phi 32 \times 260$ Rubber Protective Sleeve	2
(1)	D2551-15000	手动电源开关 Handle power switch	1

图84 驾驶室电气系统
FIG.84 Cab Electrical System



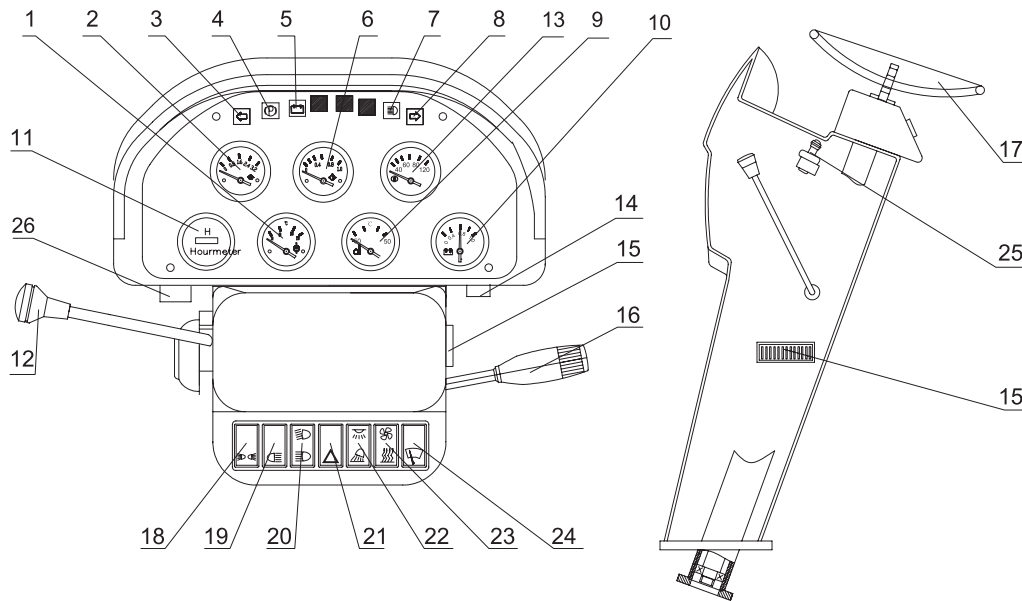
序号 NO.	部件号 PART NO.	零件名称 PART NAME		数量 QTY
1	D2490-02100	旋转警示灯	Alarm Lamp	1
2	D2830-00600	风扇	Fan	1
3	D2511-00001	自复位按钮开关	Self-resetting Button Switch	1
4	D2521-00000	单档提拉开关(警灯用)	Switch(for Alarm Lamp)	1
5	D2810-00000	喷水壶总成	Spray Can Assy.	1
6	DG953-15017	牌照灯线束	Number-plate Lamp Wiring Harness	1
7	D2822-00000	收录机天线	Radio-recorder Antenna	1
8	DG953-15013-3	驾驶室线束	Cab Wiring Harness	1
9	D2470-07500	工作灯	Work Lamp	2
10	D2430-00501	顶灯	Top Lamp	1
11	D2820-02500	收录机	Radio-recorder	1
12	D2821-04000	扬声器	Loudspeaker	2
13	D2446-01000	牌照灯(选装)	Number-plate Lamp(optional)	1

图85 仪表台(徐州思达)
 FIG.85 Instrument Desk(XuZhou SIDA)



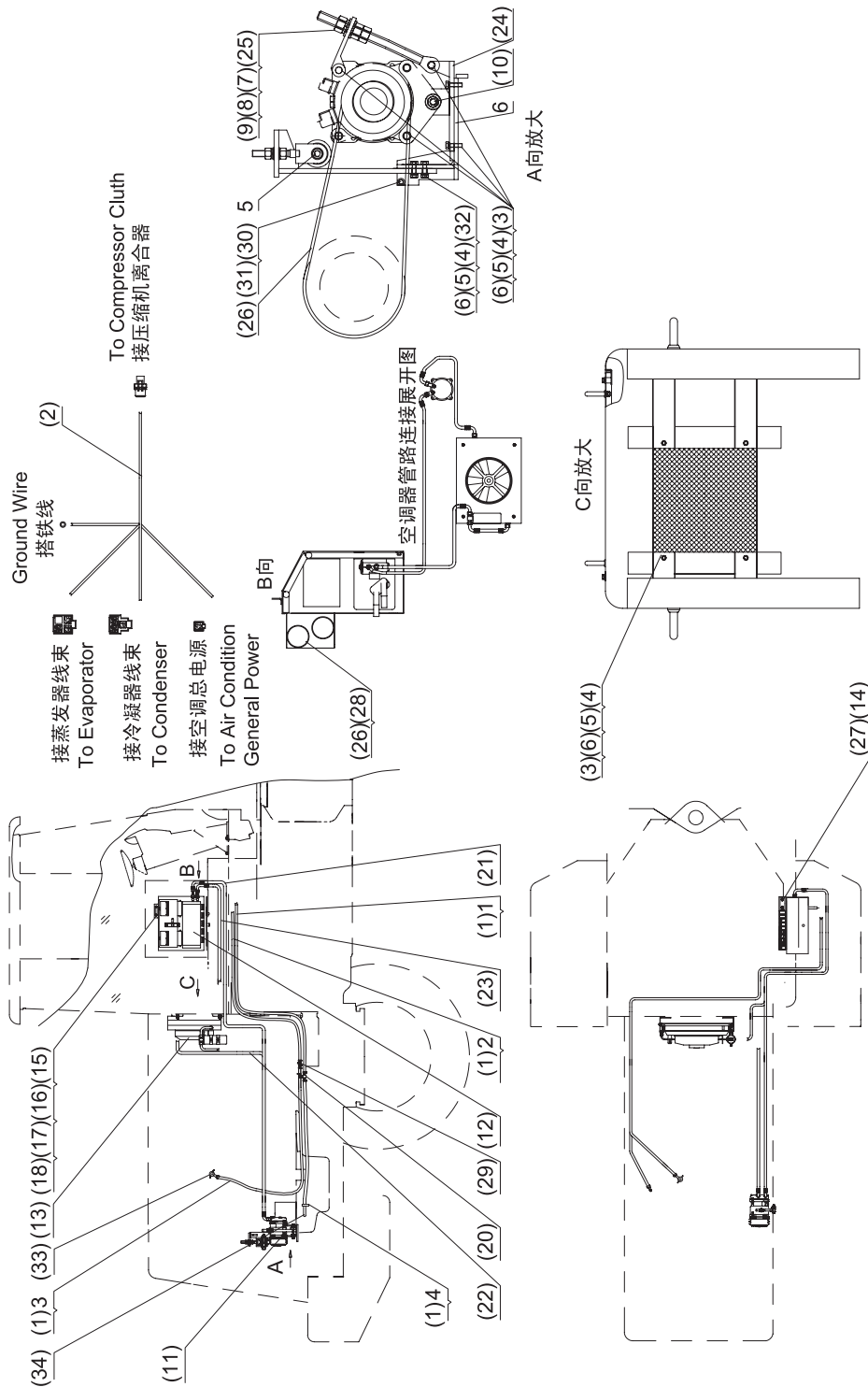
序号 NO.	部件号 PART NO.	零件名称 PART NAME	数量 QTY
0	D2220-03001	仪表台总成 Instrument Desk Assembly	1
1	D2540-04702	雨刷开关 Wiper Awitch	1
2	D2541-14802	风扇、暖风开关 Fan/Warm Wind Switch	1
3	D2542-00202	工作灯开关 Work Lamp Switch	1
4	D2511-08700	小灯、顶灯开关 Small Light /Top Light Switch	1
5	D2544-14802	前灯远近光开关 Head Lamp Far and Near Beam	1
6	D2545-00202	后灯开关 Rear Lamp Switch	1
7	D2910-13500	操纵软轴 Contol Flexible Shaft	1
8	D2121-14001	变矩器油温表 Torque Converter Oil Temperature Gage	1
9	D2171-00000	工时表 Man-hour Table	1
10	D2163-03200	变速压力表 Shift Gears Perature Gauge	1
11	D2140-03200	电压表 Voltmeter	1
12	D2460-00000	前大灯远光指示灯 Headlight Far Beam Indicator Light	1
13	D2461-00000	左转向指示灯 Left Steering Indicator Light	1
14	D2462-00000	电源指示灯 Power Indicator Light	1
15	D2463-00000	右转向指示灯 Right Steering Indicator Light	1
16	D2464-00000	刹车指示灯 Brake Indicator Light	1
17	D2103-01000	发动机油压表 Engine Oil Pressure Gauge	1
18	D2190-01200	气压表 Barometer	1
19	D2113-12000	发动机水温表 Engine Water Temperature Gage	1
20	D2510-05001	危急按钮开关 Critical Button Switch	1
21	D2560-00001	组合开关 Combined Switch	1
22	D2920-00001	方向盘 SwitchSteering Wheel (带喇叭按钮) (With Loudspeaker Button)	1
23	D2763-02001	保险丝盒 Fuse Box	1
24	D2630-00000	熄火继电器 Flamenout Relay(Used for DEUTZ)	1
25	D2500-41201	启动开关 Start Switch	1
26	D2780-00001	备用电源 Reserve Power	1

图86 仪表台(江苏华骋)
 FIG.86 Instrument Desk(JiangSu HUACHENG)



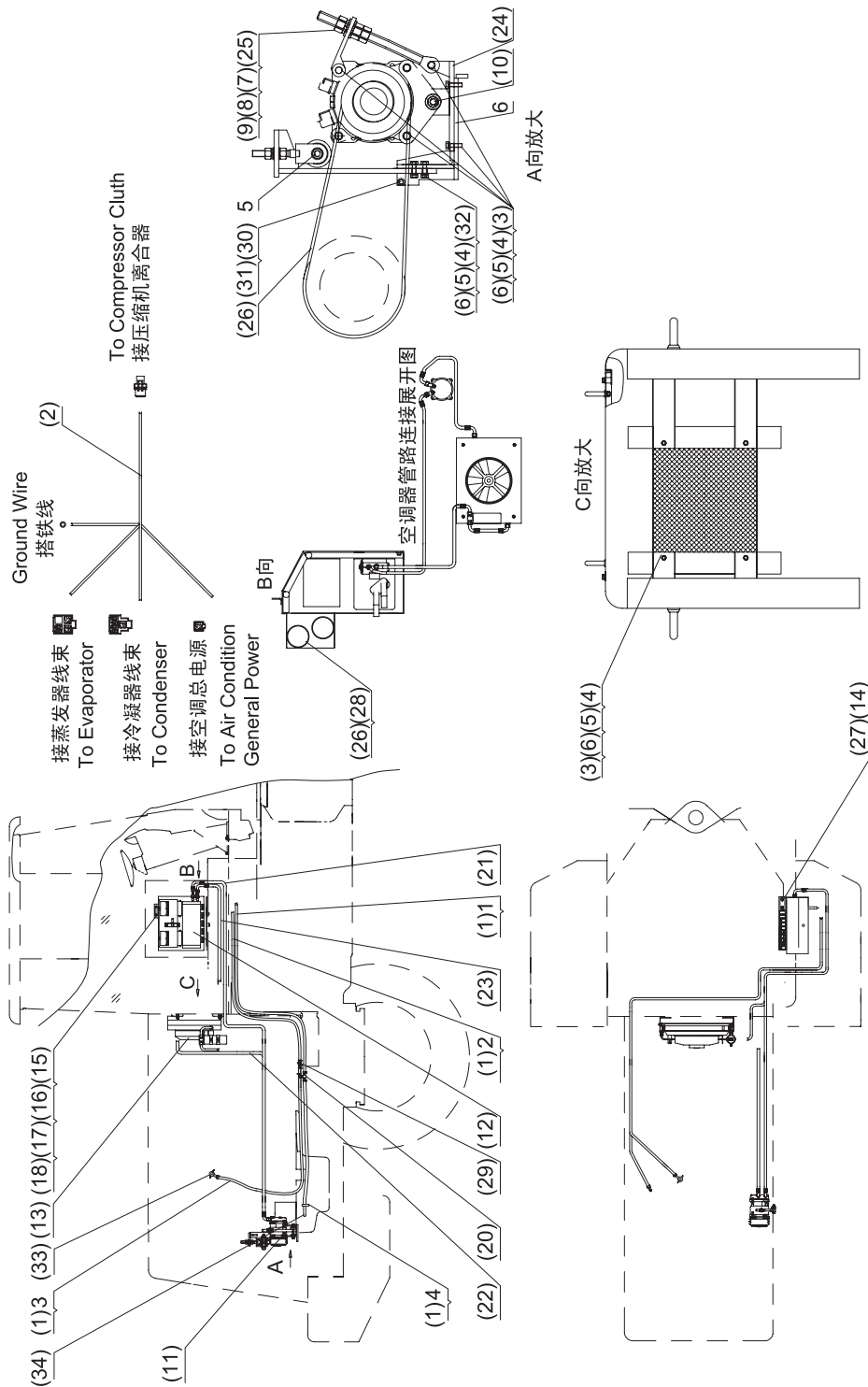
序号 NO.	部件号 PART NO.	零件名称 PART NAME	数量 QTY
0	D2220-03002	仪表台总成 Instrument Desk Assembly	1
1	D2121-14001	变矩器油温表 Torque Converter Oil Temperature	1
2	D2163-03200	变速压力表 Shift Gears Perature Gauge	1
3	D2461-00000	左转向指示灯 Left Steering Indicator	1
4	D2464-00000	刹车指示灯 Brake indicator	1
5	D2462-00000	充电指示灯 Charge Indicator	1
6	D2103-01000	发动机机油压力表 Engine Oil Pressure Gauge	1
7	D2460-00000	前灯远光指示灯 Head Lamp Far and Near Beam	1
8	D2463-00000	右转向指示灯 Right Steering Indicator	1
9	D2113-12000	发动机水温表 Engine Water Gauge	1
10	D2140-03200	电压表 Voltmeter	1
11	D2171-00000	工时表 Man-hour Table	1
12	D2910-11500	操纵软轴 Control Flexible Shaft	1
13	D2190-01200	气压表 Barometer	1
14	D2500-41202	启动开关 Start Switch	1
15	D2763-02002	保险丝盒 Fuse Box	1
16	D2560-00002	组合开关 Combined Switch	1
17	D2920-00002	方向盘 Steering Wheel	1
18	D2546-00201	仪表灯、小灯开关 Instrument Lamp/Small Lamp Switch	1
19	D2545-00201	后大灯开关 Rear Big Lamp Switch	1
20	D2544-14801	前灯远、近光开关 Head Lamp Long/Short Distance Beam Switch	1
21	D2510-05002	危急信号灯开关 Critical Signal Lamp Switch	1
22	D2547-14801	顶灯、工作灯开关 Top Linght/Work Light Switch	1
23	D2541-14801	风扇、暖风开关 Fan/Warm Wind Switch	1
24	D2540-04701	刮水器开关 Wiper Switch	1
25	D2630-00000	熄火继电器 Flamenout Relay (Used for DEUTZ)	1
26	D2780-00002	备用电源 Reserve Power	1

图87 空调系统(配锡柴CA6DF1-12GG2增压发动机)
 FIG.87 Air Conditioner System (Match XICHAi Pressurize Engine)



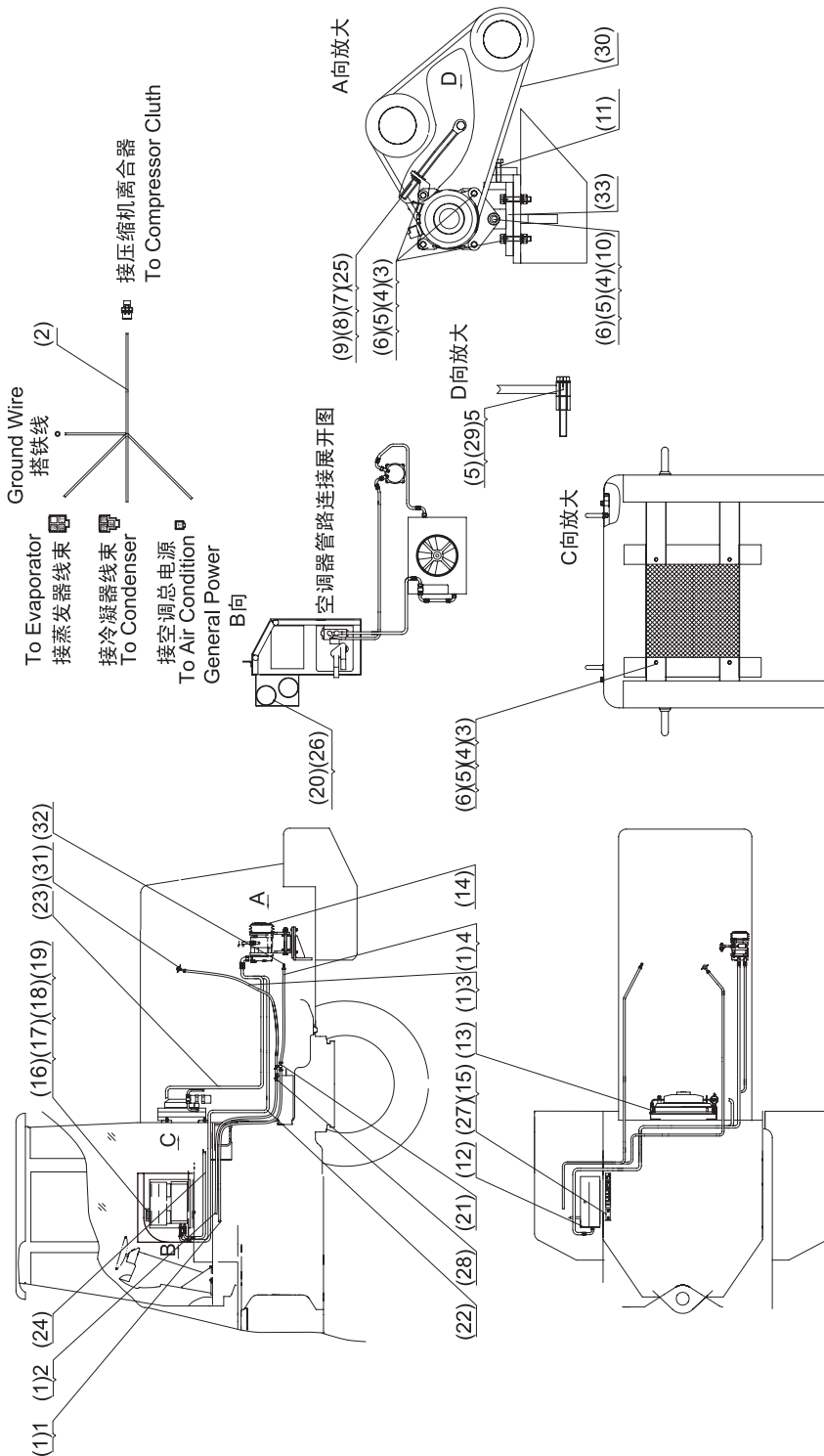
序号 NO.	部件号 PART NO.	零件名称 PART NAME		数量 QTY
1	DG938-A17001	暖风机出水管	Heater Unit Outlet Pipe	1
2	DG938-A17002	暖风机进水管	Heater Unit Water Inlet Pipe	1
3	DG938-A17003	发动机进水管	Engine Water Inlet Pipe	1
4	DG938-A17004	发动机回水管	Engine Water Return Pipe	1
5	DG930A-17022	压紧轮装置	Contact Roller Device	1
6	DG930A-17021	发动机支架	Engine Support	1

图87 空调系统(配锡柴CA6DF1-12GG2增压发动机)
 FIG.87 Air Conditioner System (Match XICHAI Pressurize Engine)



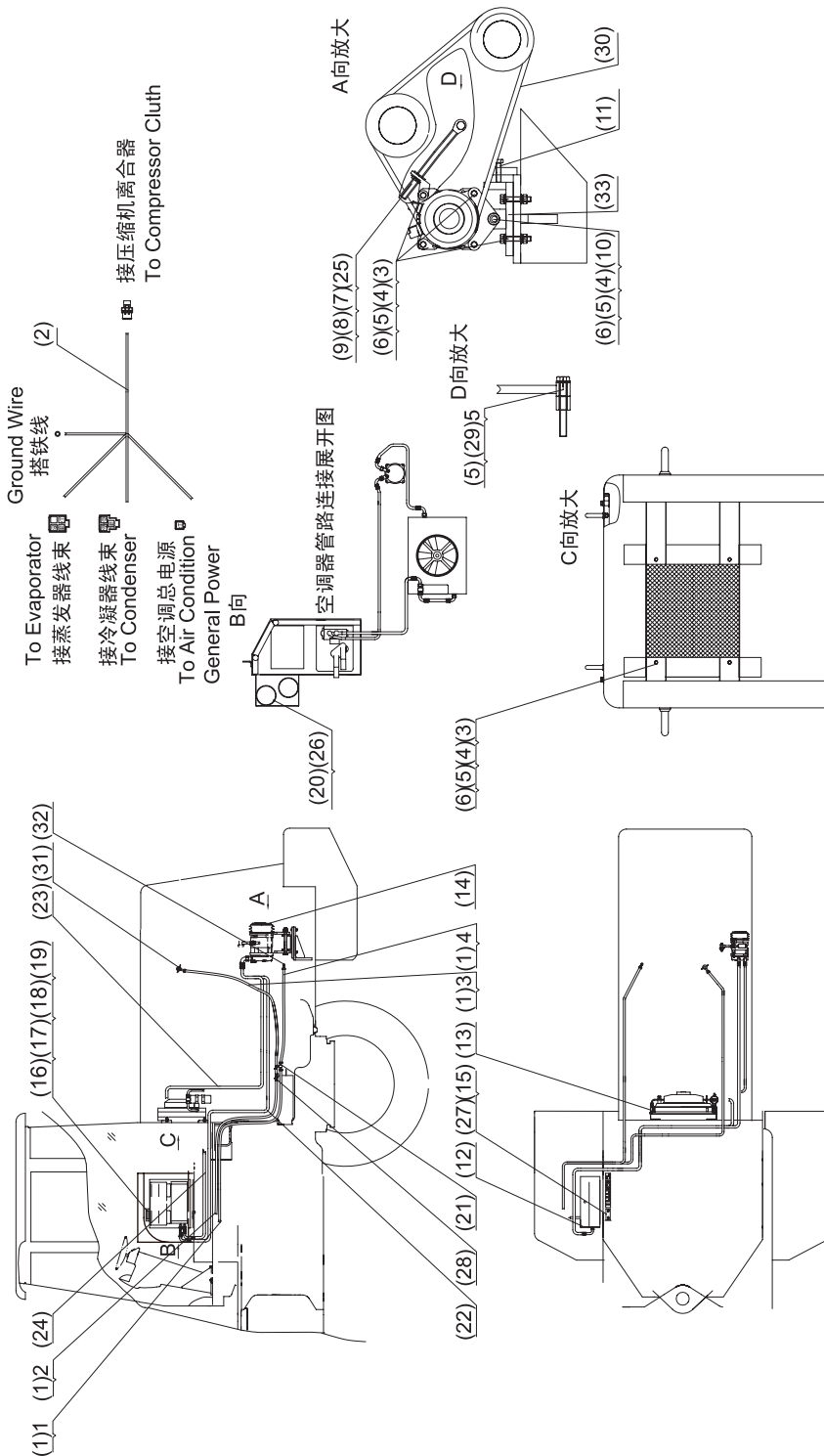
序号 NO.	部件号 PART NO.	零件名称 PART NAME		数量 QTY
0	D2061-32000	空调总成	Air Conditioner Assembly	1
(1)	JB3618.1 16-25	双钢丝卡箍	Clamp	8
(2)	TSGX05020X	空调线束	Air Condition Wiring Harness	1
(3)	GB5781 M10×45	螺栓	Bolt	14
(4)	GB93 10	垫圈	Washer	21
(5)	GB95 10	垫圈	Washer	21
(6)	GB6170 M10	螺母	Nut	18
(7)	GB6170 M14	螺母	Nut	3
(8)	GB95 14	垫圈	Washer	2
(9)	GB93 14	垫圈	Washer	1
(10)	GB5781 M10×100	螺栓	Bolt	1
(11)	DY5H14	压缩机	Compressor	1
(12)	TSZW05.DG11	蒸发器	Evaporator	1
(13)	TSL05.DG07	冷凝器总成	Condenser Assembly	1
(14)	GB819 H M4×12	螺钉	Screw	4
(15)	GB5781 M8×25	螺栓	Bolt	4
(16)	GB93 8	垫圈	Washer	4
(17)	GB95 8	垫圈	Washer	4
(18)	GB6170 M8	螺母	Nut	4
(19)	JB3618.1 65-70	双钢丝卡箍	Clamp	4
(20)	TSZN05.DG01-02000000	放水开关	Tail Water Switch	1
(21)	TSGX05032D	蒸发器至压缩机低压胶管	Hose	1
(22)	TSGX05008G1	压缩机至冷凝器高压胶管	Hose	1
(23)	TSGX05011G1	干燥储液器至蒸发器高压胶管	Hose	1
(24)	TSPZ.SYc-0000	压缩机支架	Compressor Support	1
(25)	TSPZ.SZa-0001	张紧螺栓	Tension Bolt	1
(26)	V13×1115	皮带	Belt	1
(27)	DG938-KTTJMB	空调调节面板	Adjusted Faceplate, Air Condition	1
(28)	DG938-FD1	风道	Air Duct	2
(29)	DG938-ZLF	止流阀	Check-valve	1
(30)	GB5781 M12×25	螺栓	Bolt	1
(31)	GB95 12	垫圈	Washer	1
(32)	GB5781 M10×35	螺栓	Bolt	6
(33)	DYZN05.DG01-0300000	过渡接头	Reducer Union	1
(34)	DYZN05.DG01-0000002	出水接头	Outlet Water Joint	1

图88 空调系统(配道依茨WP6G125E22发动机)
FIG.88 Air Conditioner System(Match DEUTZ Engine)



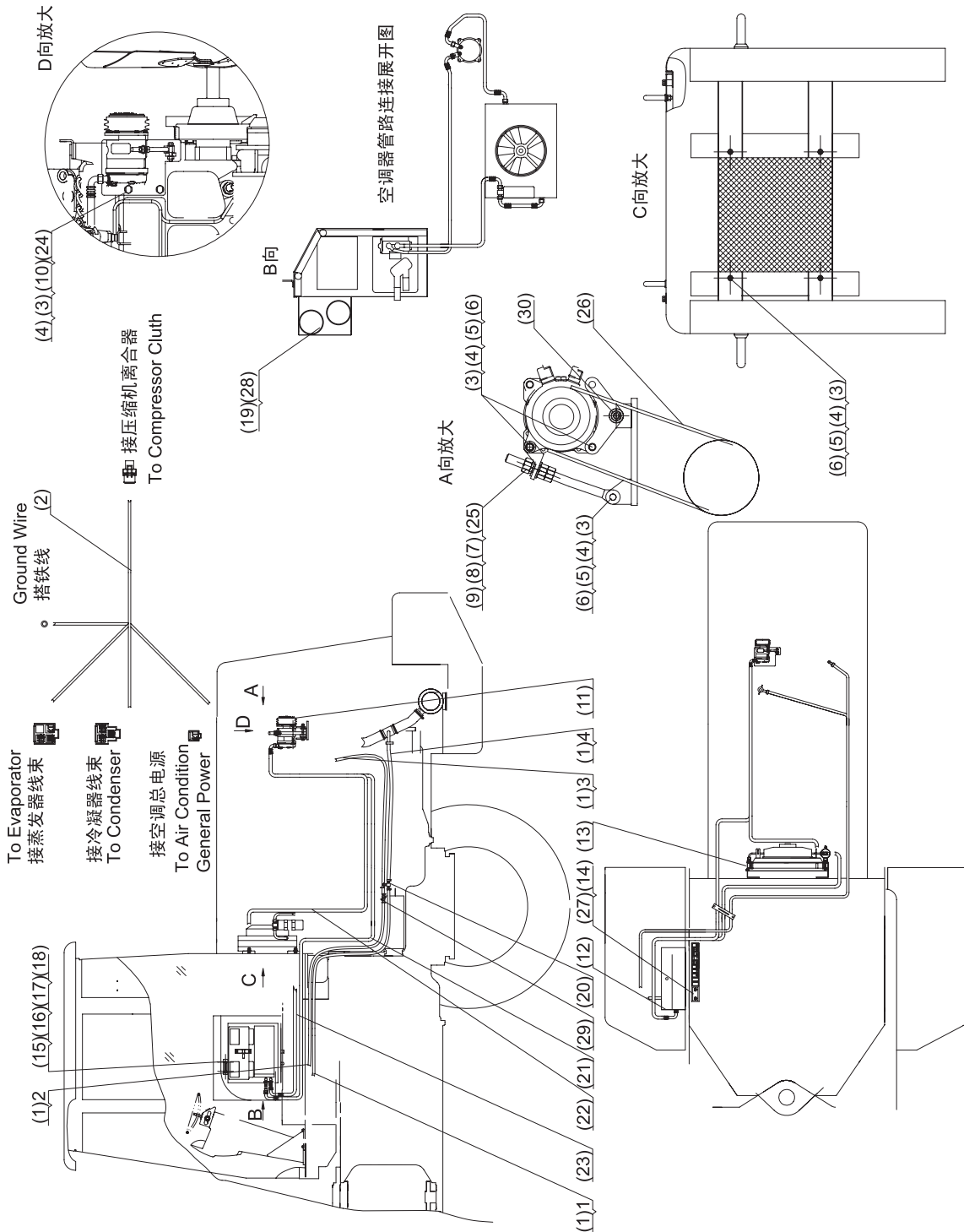
序号 NO.	部件号 PART NO.	零件名称 PART NAME	数量 QTY
1	DG938(D)-A17001	暖风机出水管 Heater Unit Outlet Pipe	1
2	DG938(D)-A17002	暖风机进水管 Heater Unit Water Inlet Pipe	1
3	DG938(D)-A17003	发动机进水管 Engine Water Inlet Pipe	1
4	DG938(D)-A17004	发动机回水管 Engine Water Return Pipe	1
5	ZL30G-17022	隔套 Distance Cover	1

图88 空调系统(配道依茨WP6G125E22发动机)
 FIG.88 Air Conditioner System(Match DEUTZ Engine)



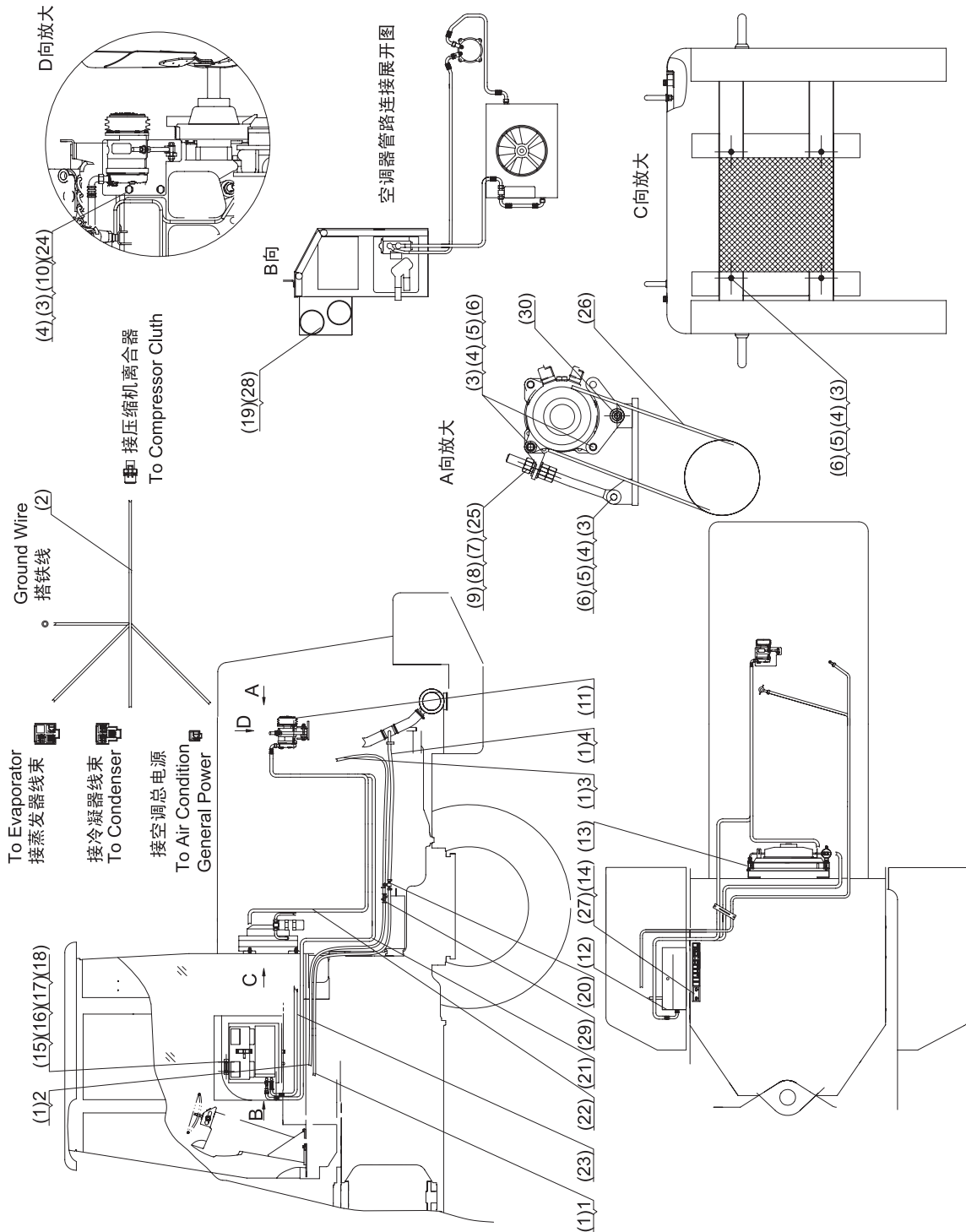
序号 NO.	部件号 PART NO.	零件名称 PART NAME	数量 QTY
0	D2061-30000	空调总成 Air Conditioner Assembly	1
(1)	JB3618.1 16-25	双钢丝卡箍 Clamp	8
(2)	TSGX05020X	空调线束 Air Condition Wiring Harness	1
(3)	GB5781 M10×45	螺栓 Bolt	1
(4)	GB93 10	垫圈 Washer	1
(5)	GB95 10	垫圈 Washer	1
(6)	GB6170 M10	螺母 Nut	1
(7)	GB6170 M14	螺母 Nut	3
(8)	GB95 14	垫圈 Washer	2
(9)	GB93 14	垫圈 Washer	1
(10)	GB5781 M10×100	螺栓 Bolt	1
(11)	GB5781 M10×25	螺栓 Bolt	2
(12)	TSZW05.DG11	蒸发器 Evaporator	1
(13)	TSL05.DG08	冷凝器总成 Condenser Assembly	1
(14)	DY5H14	压缩机 Compressor	1
(15)	GB819 H M4×12	螺钉 Screw	4
(16)	GB5781 M8×25	螺栓 Bolt	1
(17)	GB93 8	垫圈 Washer	4
(18)	GB95 8	垫圈 Washer	4
(19)	GB6170 M8	螺母 Nut	4
(20)	JB3618.1 65-70	双钢丝卡箍 Clamp	4
(21)	TSZN05.DG01-02000000	放水开关 Tail Water Switch	1
(22)	TSGX05032D	蒸发器至压缩机低压胶管 Hose	1
(23)	TSGX05011G1	压缩机至冷凝器高压胶管 Hose	1
(24)	TSGX05032G3	干燥储液器至蒸发器高压胶管 Hose	1
(25)	TSPZ.SZa-0001	张紧螺栓 Tension Bolt	1
(26)	DG938-FD1	风道 Air Duct	2
(27)	DG938-KTTJMB	空调调节面板 Adjusted Faceplate, Air Condition	1
(28)	DG938-ZLF	止流阀 Check-valve	1
(29)	GB5781 M10×55	螺栓 Bolt	1
(30)	V13×1380	皮带 Belt	1
(31)	DYZN05.DG01-0300000	过渡接头 Reducer Union	1
(32)	DYZN05.DG01-0000002	出水接头 Outlet Water Joint	1
(33)	DYPZ.SZc-0000	压缩机支架 Compressor Support	1

图89 空调系统(配康明斯6BT5.9-C130-II 发动机)
FIG.89 Air Conditioner System(Match CUMMINS Engine)



序号 NO.	部件号 PART NO.	零件名称 PART NAME		数量 QTY
1	DG938(康)-A17001	暖风机出水管	Heater Unit Outlet Pipe	1
2	DG938(康)-A17002	暖风机进水管	Heater Unit Water Inlet Pipe	1
3	DG938(康)-A17003	发动机进水管	Engine Water Inlet Pipe	1
4	DG938(康)-A17004	发动机回水管	Engine Water Return Pipe	1

图89 空调系统(配康明斯6BT5.9-C130- II 发动机)
 FIG.89 Air Conditioner System(Match CUMMINS Engine)



序号 NO.	部件号 PART NO.	零件名称 PART NAME	数量 QTY
0	D2061-31000	空调总成 Air Conditioner Assembly	1
(1)	JB3618.1 16-25	双钢丝卡箍 Clamp	8
(2)	TSGX05020X	空调线束 Air Condition Wiring Harness	1
(3)	GB95 10	垫圈 Washer	15
(4)	GB93 10	垫圈 Washer	15
(5)	GB6170 M10	螺母 Nut	12
(6)	GB5781 M10×45	螺栓 Bolt	11
(7)	GB6170 M14	螺母 Nut	3
(8)	GB95 14	垫圈 Washer	2
(9)	GB93 14	垫圈 Washer	1
(10)	GB5781 M10×35	螺栓 Bolt	3
(11)	DY5H14	压缩机 Compressor	1
(12)	TSZW05.DG11	蒸发器 Evaporator	1
(13)	TSL05.DG07	冷凝器总成 Condenser Assembly	1
(14)	GB819 H M4×12	螺钉 Screw	4
(15)	GB5781 M8×25	螺栓 Bolt	1
(16)	GB93 8	垫圈 Washer	4
(17)	GB95 8	垫圈 Washer	4
(18)	GB6170 M8	螺母 Nut	4
(19)	JB3618.1 65-70	双钢丝卡箍 Clamp	4
(20)	TSZN05.DG01-02000000	放水开关 Tail Water Switch	1
(21)	TSGX05032D	蒸发器至压缩机低压胶管 Hose	1
(22)	TSGX05008G1	压缩机至冷凝器高压胶管 Hose	1
(23)	TSGX05032G3	干燥储液器至蒸发器高压胶管 Hose	1
(24)	TSPZ.SYk-0000	压缩机支架 Compressor Support	1
(25)	TSPZ.SZa-0001	张紧螺栓 Tension Bolt	1
(26)	V13×1115	皮带 Belt	1
(27)	DG938-FD1	空调调节面板 Adjusted Faceplate, Air Condition	1
(28)	DG938-KTTJMB	风道 Air Duct	2
(29)	DG938-ZLF	止流阀 Check-valve	1
(30)	GB5781 M10×100	螺栓 Bolt	1

SHANTUI

山推工程机械股份有限公司

SHANTUI CONSTRUCTION MACHINERY CO.,LTD.

地址：山东省济宁市327国道58号（山推国际产业园）

全国统一服务热线：400-6663666

邮编：272073

网址：www.shantui.com

2014年5月